

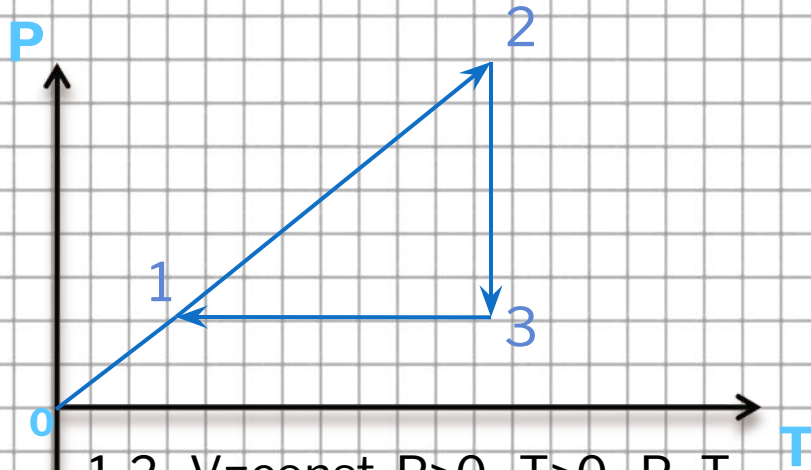
(ПОСТРОЕНИЕ ГРАФИКОВ ИЗОПРОЦЕССОВ)

---

ВЫПОЛНИЛ: БЕРДНИКОВ ПАВЕЛ 10А

# N°1

Построить графики в координатах  $P, V$  и  $V, T$ .

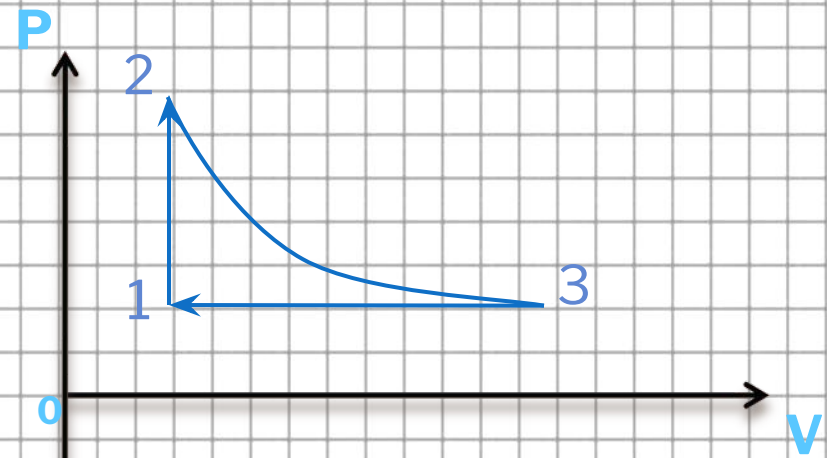


1-2  $V = \text{const}$   $P > 0$   $T > 0$   $P \sim T$

2-3  $T = \text{const}$   $P < 0$   $V > 0$

$P \sim 1/V$

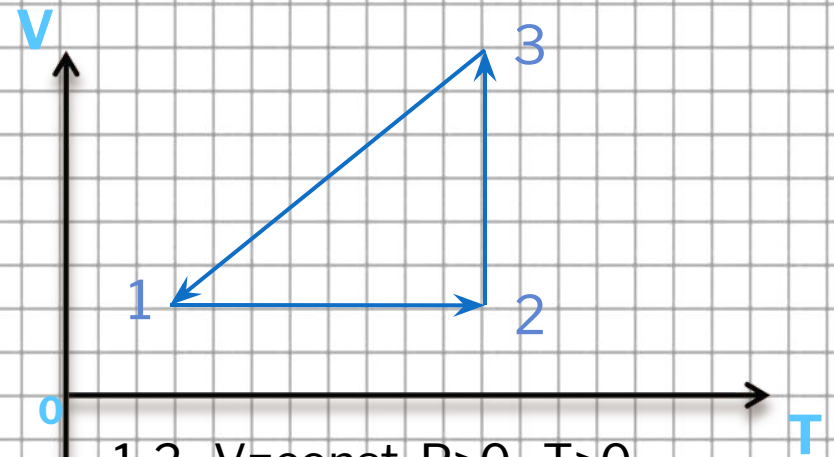
3-1  $P = \text{const}$   $T < 0$   $V < 0$   $P \sim V$



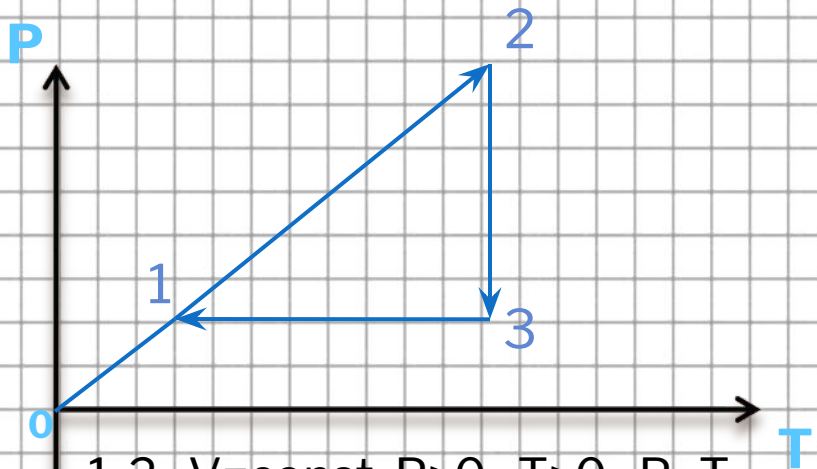
# N°1



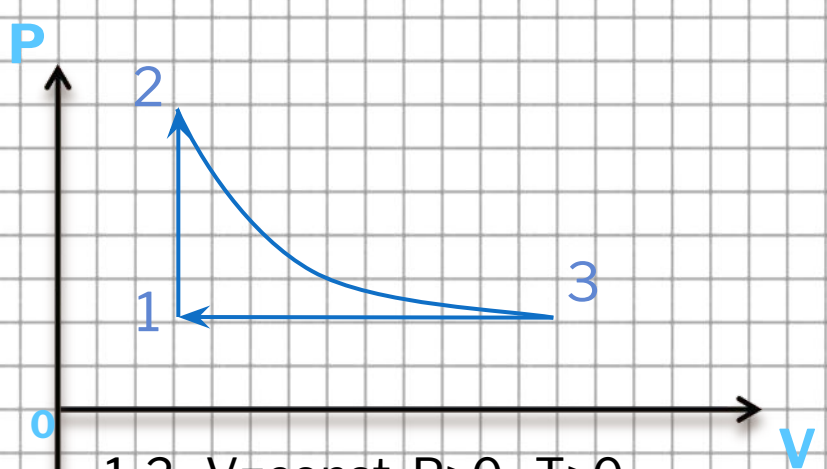
1-2  $V=\text{const}$   $P>0$   $T>0$   
2-3  $T=\text{const}$   $P<0$   $V>0$   
3-1  $P=\text{const}$   $T<0$   $V<0$



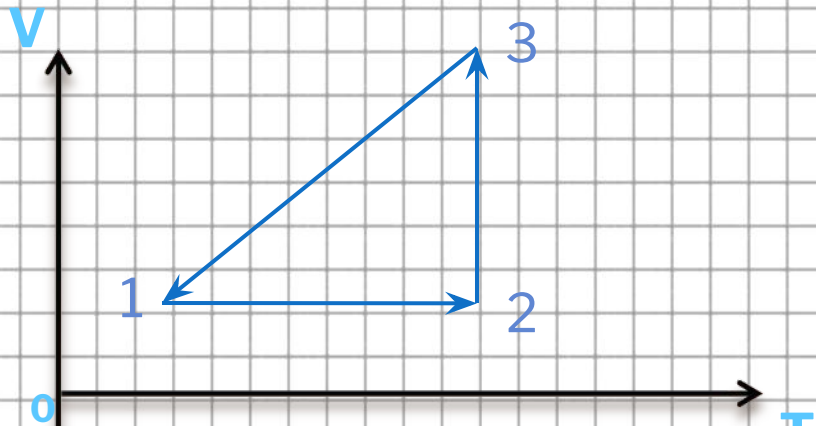
1-2  $V=\text{const}$   $P>0$   $T>0$   
2-3  $T=\text{const}$   $P<0$   $V>0$   
3-1  $P=\text{const}$   $T<0$   $V<0$



1-2  $V=\text{const}$   $P>0$   $T>0$   $P\sim T$   
 2-3  $T=\text{const}$   $P<0$   $V>0$   
 $P\sim 1/V$   
 3-1  $P=\text{const}$   $T<0$   $V<0$   $P\sim V$



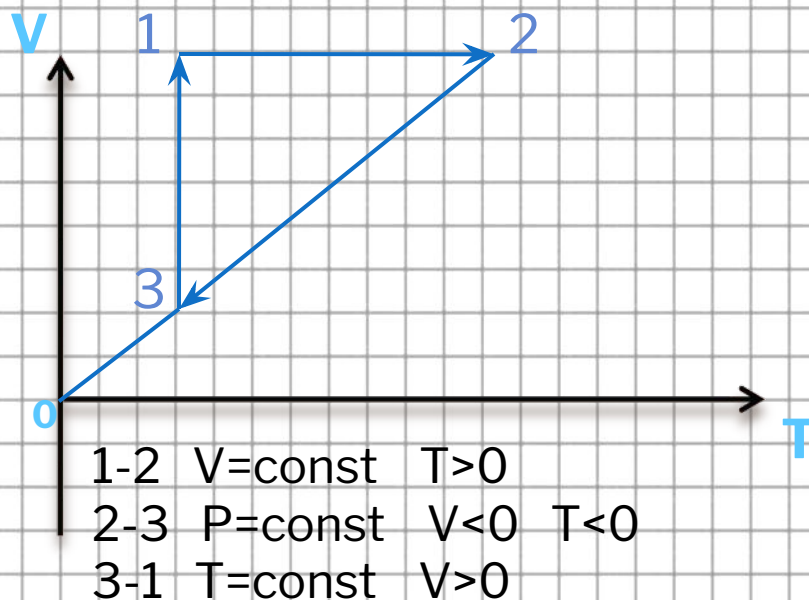
1-2  $V=\text{const}$   $P>0$   $T>0$   
 2-3  $T=\text{const}$   $P<0$   $V>0$   
 3-1  $P=\text{const}$   $T<0$   $V<0$



1-2  $V=\text{const}$   $P>0$   $T>0$   
 2-3  $T=\text{const}$   $P<0$   $V>0$   
 3-1  $P=\text{const}$   $T<0$   $V<0$

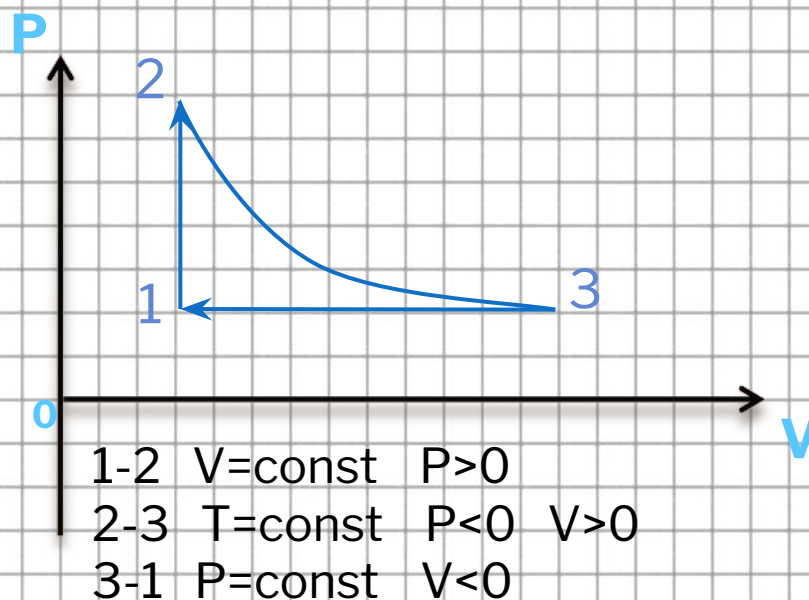
# N°2

Построить графики в координатах  $P, V$  и  $P, T$ .



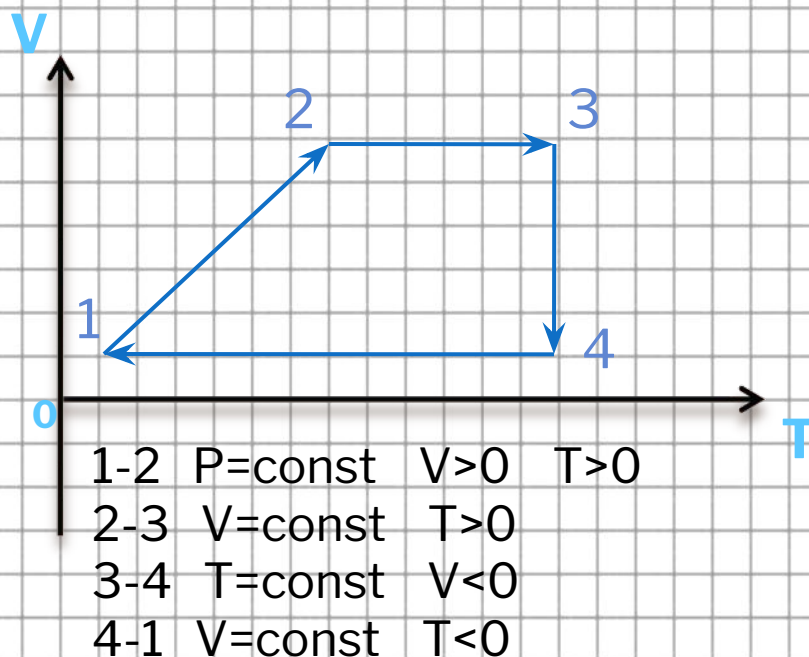
# №3

Построить графики в координатах  $P, T$  и  $V, T$ .



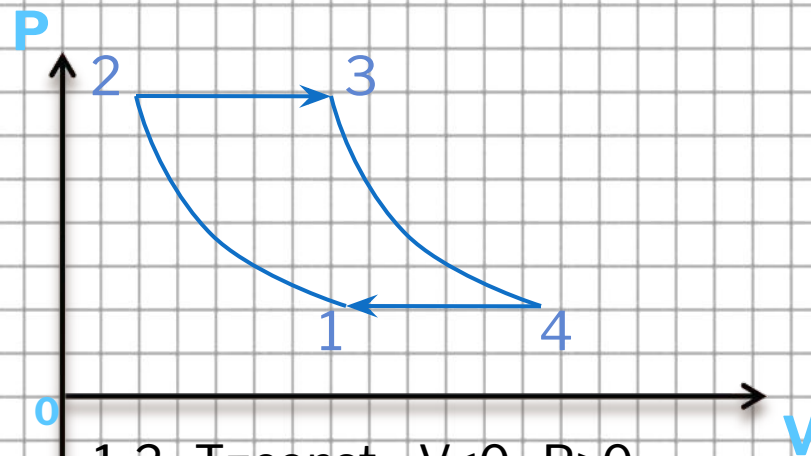
# N°4

Построить графики в координатах  $P, T$  и  $P, V$ .



# N°5

Построить графики в координатах  $P, T$  и  $V, T$ .



1-2	$T=\text{const}$	$V < 0$	$P > 0$
2-3	$P=\text{const}$	$V > 0$	$T > 0$
3-4	$T=\text{const}$	$P < 0$	$V > 0$
4-1	$P=\text{const}$	$V < 0$	$T < 0$