



Презентация к уроку английского языка во 2 классе

Подготовила Ю.В.Шацило
Учитель английского языка
ГБОУ СОШ №1914 г.Москва



Read transcriptions, please!



[ˈmeri]

[slim]

[pen]

[fæt]

[sæd]

[blæk]

[waɪt]


[hen]

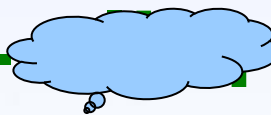
[greɪ]


[braʊn]

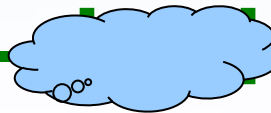



Назови антонимы

big – 

fat – 

smart – 

good – 

black – 

merry – 




New words

angry [ˈæŋɡri]



Cruella De Vil

kind [kaind]



New words


funny ['fʌni]



lazy ['leizi]





Describe your partner



Alice

is

slim.



not



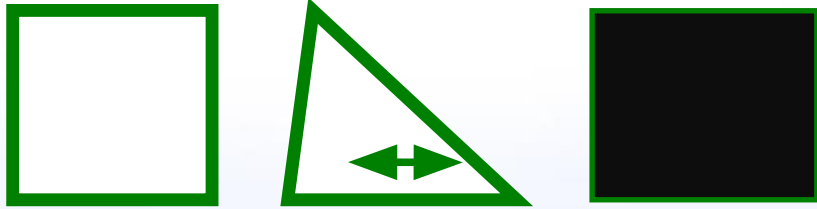
Alice

is

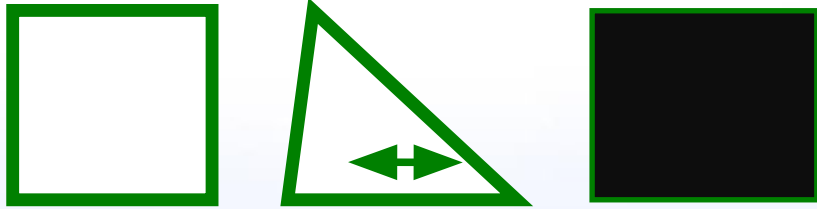
not fat.



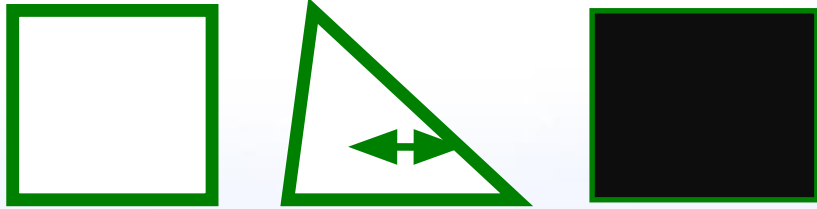
Describe Winnie-the-Pooh



Describe Mikky



Describe Malvina






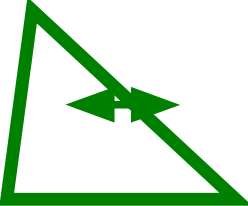


Ask questions

Is he (she, it) good?



Yes,   .

No,   not .


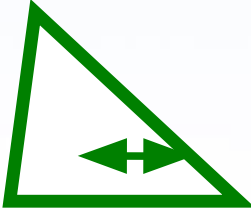



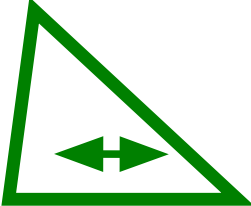


Ask questions

Is he (she, it) good?



Yes,   .

No,   not .



Секрет английского языка



Сочетание букв **с** и **к** читается как **[к]**.

black, stick, Rick, Nick, neck, Jack.

Nick

Nick's stick

Nick's stick is black.



It's time to write.

Составь предложения и запиши их.



1) Sam, got, has, a hen.

2) name, is, His, Rick.

3) can, skip, I.

4) lives, in, It, the, zoo.

5) is, good, smart, Tim, and.



Well done!!!



**Don't
FORGET!**



Homework:
Уч. с. 22, у.4, 5



THANK YOU FOR THE LESSON!



Источники материалов

- Биболетова М.З.и др. Enjoy English, 2 класс. Учебник и книга для учителя. Обнинск: Титул, 2009;
- <http://yandex.ru/yandsearch>;
- <http://google.ru/images>.

