

Правила чтения в английском языке для Андрея

2 урок





Правила чтения



Reading one-letter words



I



a

Reading two-letter words containing "a"



am



an



at



as

Reading two-letter words containing "e"



be



me



we




he

Reading two-letter words containing "i"



Hi!



it



is



in



if

Reading two-letter words containing “o”



on



of



to



do

Reading two-letter words containing “u”



up



us

Reading two-letter words containing “y”



by



my

Reading three-letter words



and



him



his



has



dad



mum



son

Read the words

I

Hi!

no

his

a

it

so

has

am

is

up

dad

an

in

us

mum

at

if

by

son

as

on

my

have

be

of

a.m.

give

me

to

p.m.

we

do

and

he

go

him

Text 1

It is a gate.

It is wide.



Text 2

It is a lane.



We can pave it.



Text 3

My name is Mike.

I can ride a bike.



Text 4

It is a cone in a pine.



I can not take it.




Text 5

Let us go to a cave.

No, I do not like bats.

And I hate web.



Text 7

I am dad.

And I am mum.

We have a son.

We dote on him.

He is five.

His name is Pete.



Text 8

Hi, my name is Jake.

I have a pet.

It is a dog.

My dog is huge.

His name is Duke.



We like to run.



He can not bite me.



I can give him a bone.



Text 9

Hi, my name is Kate.

I am five.

And I am cute.

I wake up at nine a.m.



I like to bake.


I can make a cake.



I have a cat.

He is red.

So, we do not have mice.



I go to bed at ten p.m.



Text 10

My name is Gene.
We have a pig.
It is so fat and nice!
I like it.



Steve came to me.
He gave me a rose.
We can race.
We can hide.
We like to have fun.



Steve has a kite.
My red robe is nice.
I like it a lot.



Thank you for a lesson!



Goodbye, Андрей!