

# 3<sup>rd</sup> form Revision



Презентацию подготовила Шацilo Юлия  
Валентиновна

Учитель англий ского языка  
ГБОУ СОШ № 1914 г.Москва

# Let's read!



**I i**

**[i]**

**slim**

**big**

**hit**

**sit**

**swim**

**iti**

**six**

**[ai]**

**nine**

**bike**

**five**

**lion**


**Simon**

**Mike**

**nice**

Read and translate, please!


I have a nice bike.



Kate sees a pink kite.




Tim is five. Nick is six.



Dick swims in the river.



It is a big nice ship.



Fill in the gaps with **am, is, are.**

1. Dick  slim.
2. I and Pam  smart.
3. It  a parrot.
4. Pigs  pink.
5. I  a nice boy.
6. My name  Bob.
7. We  pupils.
8. Mary's cat  black.



# Reading.



Bob is a nice boy. He is seven. He lives in London. He has got a mother, a father and a sister. She is Alice. Alice is five. She can skip. Alice can not swim.









Bob has got a dog. Its name is Rex. Rex is a smart dog. He isn't bad. Rex is good.

Bob and Rex play football. They are good friends.



# Верно или неверно?



1. Bob is a dog. 
2. Bob is seven. 
3. Bob has not got a sister. 
4. She is Ann. 
5. Alice is five. 
6. They have got a dog. 
7. Dog's name is Sam. 
8. Rex is not stupid. 

# Источники информации.

1. Е.Г. Воронова, Английский язык. 2 класс. Тесты. Дидактические материалы к учебнику И.Н.Верещагиной, К.А. Бондаренко. Айрис-пресс, 2011.
2. <http://www.stella74.ru/images/galochka.jpg> - галочка
3. <http://www.psdgraphics.com/wp-content/uploads/2009/09/cross-icon.jpg> - крестик
4. <http://www.takeinitiative.co.uk/wp-content/2010/03/thumb-tick-cross.jpg> - крести и галочка
5. <http://www.artleo.com/pic/201106/1920x1200/artleo.com-1468.jpg> - мальчик с собакой
6. [http://cs5676.userapi.com/u57136475/-5/x\\_58fa17ec.jpg](http://cs5676.userapi.com/u57136475/-5/x_58fa17ec.jpg) - мальчик с книгой
7. [http://img-fotki.yandex.ru/get/4313/tatyanalevche.24/0\\_2c07c\\_e4aab781\\_XL](http://img-fotki.yandex.ru/get/4313/tatyanalevche.24/0_2c07c_e4aab781_XL) - смайлик «well done»
8. А.М. Шульман, Обучение чтению на уроках английского языка в начальной школе, Москва, 2010.
9. Коллекция картинок Microsoft (Microsoft Office Online).