



A bean is planted in the ground. It is dry and has a tough outer shell. It only takes a few things to make changes happen.






The sun provides
heat and light. The
plant also needs
water and nutrients
from the soil to
help it grow.





The bean begins to
sprout and grow.
This stage is called
germination.







The seed is swelling
and getting bigger
as the plant
develops. The hard
casing drops off,
into the soil.

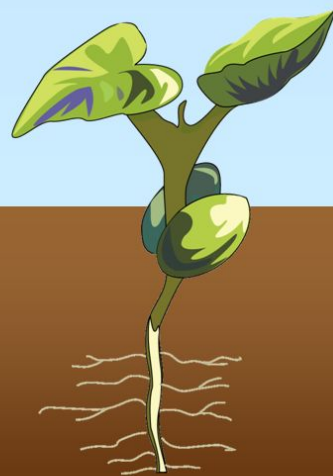


The bean plant begins to develop a stem, roots and leaves. The stem grows upwards, towards the light, while the roots are beneath the ground.






The leaves open
as the bean plant
keeps growing.




The bean plant
now develops
flowers. The
flowers have male
and female parts so
that the plant will
pollinate.



The flowers on
the plant are
fertilised and
new beans
grow.





Images and Presentation ©Bev Evans, 2009
www.communication4all.co.uk

