

SWEET.TV

---

<b>Submission Date</b>	<i>27/06/2019</i>
<b>App Ver.</b>	<i>1.2.8</i>
<b>App Developer</b>	<i>Name: Goncharov Aleksandr E-mail address: <a href="mailto:alexafc4@gmail.com">alexafc4@gmail.com</a></i>

# Table of Contents

1. Basic Information
2. Document History
3. Page Description (Guideline)
4. Detailed Login Information
5. Main Page Description
6. Sub Page Description
7. In-App Purchase
8. In-App Ad

# 1. Basic Information

Category	Items	Input (By Developer)	Example
App Information	App Title	SWEET.TV	
	Category	Entertainment	Entertainment / Game / Life
	File Type	Web	Web / Adobe Flash / Native App
	Optimized Resolution	1280*720	1280*720 / 1910*1080
	Service Area Information	Global	Global / KR, US
	App Service Language	Russian, Ukrainian, English	English, Spanish
	Geo-IP Block	Yes	Yes / No
	SDK Version	webOS (1.0.0)	NetCast (XX. XX. XXX) / webOS (X. X. X)
	In-App Ad	Disabled	Enabled (Banner / VOD) / Disabled
	In-App Purchase	Enabled	Enabled / Disabled
	Sound (For Game Type)	No/No	BGM (Yes / No), Sound Effect (Yes / No)
Test Information	Service URL (For Web Type)	<a href="http://smarttv.sweet.tv">http://smarttv.sweet.tv</a>	URL for LG Smart World
	Test URL (For Web Type)	<a href="http://dev.smarttv.sweet.tv">http://dev.smarttv.sweet.tv</a>	URL only for QA (If necessary, please attach a test .ipk file to <b>Note for Tester</b> section at Seller Lounge)
	Service Platform	NetCast, webOS	NetCast / webOS

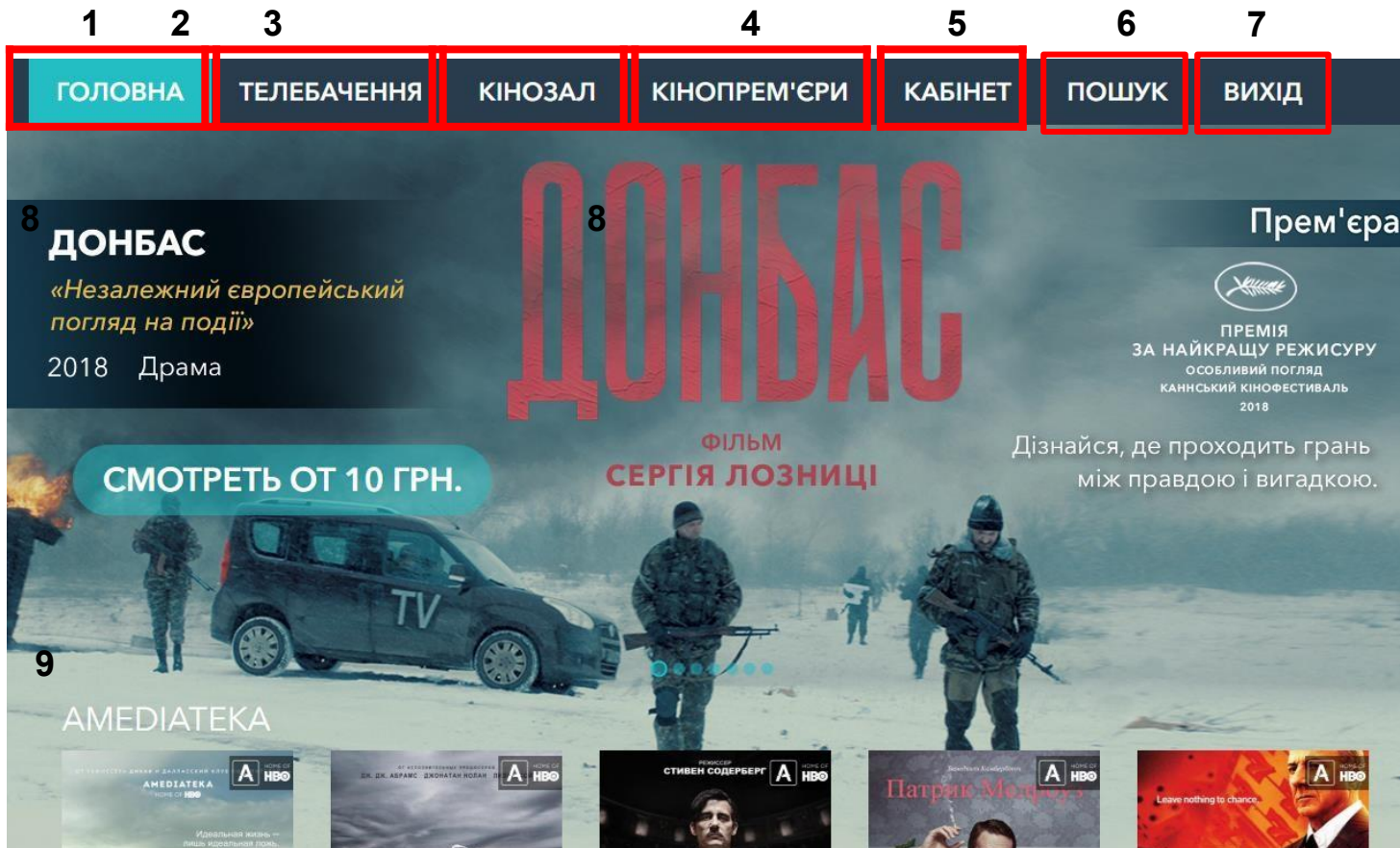
## Notes

1. Correct and detailed Basic Information required for App QA.
2. If you indicate Geo-IP Blocking as "Yes" you must white list the range of IPs required by the QA Team for testing. Please request the range of IPs to white list through the Seller Lounge 1:1 Inquiry.
3. You can use a 3rd party billing system for in-app purchase. You shall be aware that you are liable for all claims arising from the use of a 3rd party billing system.
4. You can monetize your application with in-app advertising services with a 3rd party ad platform.  
Seller shall not violate LG's content guideline and will be solely responsible for any claims from violation of the content guideline.

## 2. Document History

No.	Sent	Version	File Name	Contents
1	27.06.2019	1.2.7	UX Scenario	Initial document

### 3. Page Description (Guideline)




Description	
1	Main page submenu
2	IPTV submenu
3	VOD submenu
4	Premiers submenu
5	Personal cab submenu*
6	Search submenu**
7	Exit submenu (close application)
8	Promo Slider
9	Movie collections

#### Note

\*Shows information about user account, allows to change settings.

\*\*Global application search

## 4. Detailed Login Information



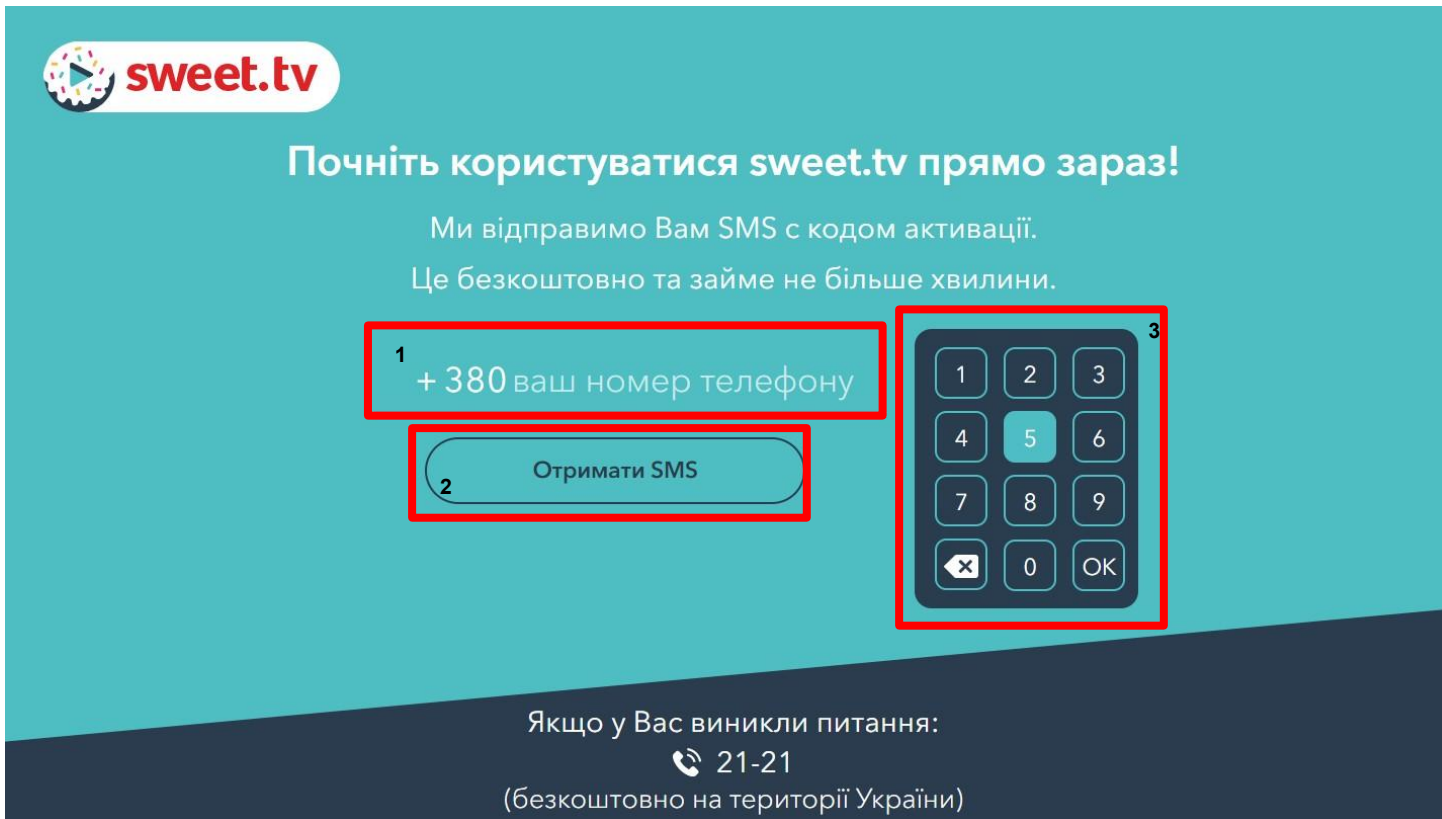
### Description

Description	
1	Welcome slides*
2	Next button

### Detailed Information

- \*Welcome slides are shown before entering the application. They are needed to familiarize the user with the content which presented in the application. The possibility of changing the language on welcome slides is not provided, because our service is Ukrainian for default.
- Pushing back key on RC is offered to the user to exit application.
- Next button on second welcome slide allows to see Login Window.

## 4. Detailed Login Information



Description	
1	Input field for phone number and verification code
2	Next button
3	Keyboard for entering phone number and verification code
Test Accounts (Phone / Verification code)	
1	Phone ( 0333457961) / Code ( 0000 or any four-digit number)
2	Phone (0333458329) / Code ( 0000 or any four-digit number)

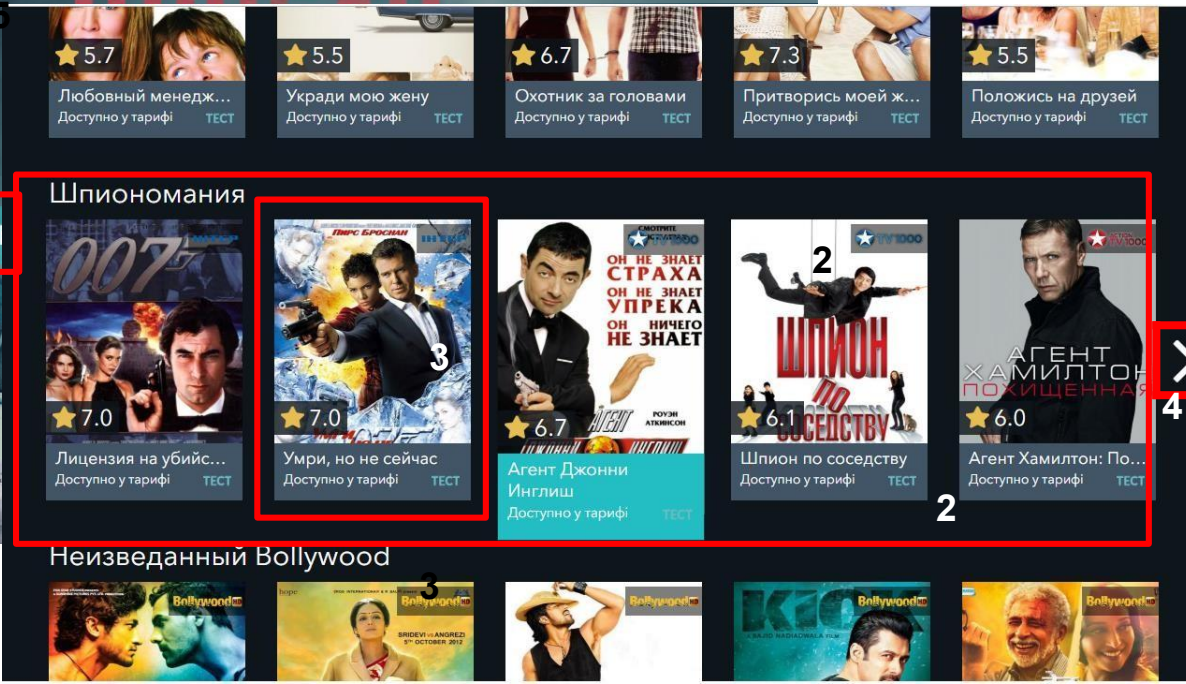
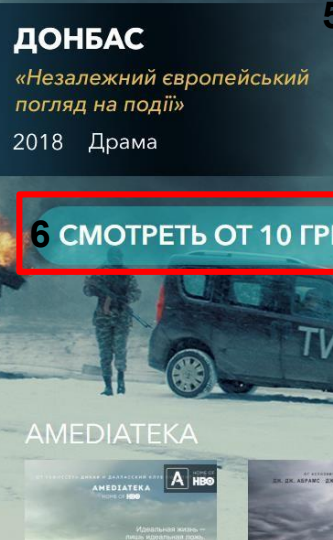
### Detailed Information

- Please, use only “0333457961” or “0333458329” login and “0000” or any four-digit number as password, phone numbers that are not used in Ukraine will be not valid for the app.
- Authorization data is not stored on the device, but on the server. If authorization has already occurred for this device, the server will respond with an authorization token and open the application as a registered device. This logic is used for all applications and platforms in our service.

# 5. Main Page Description

## 1. Start Page

1



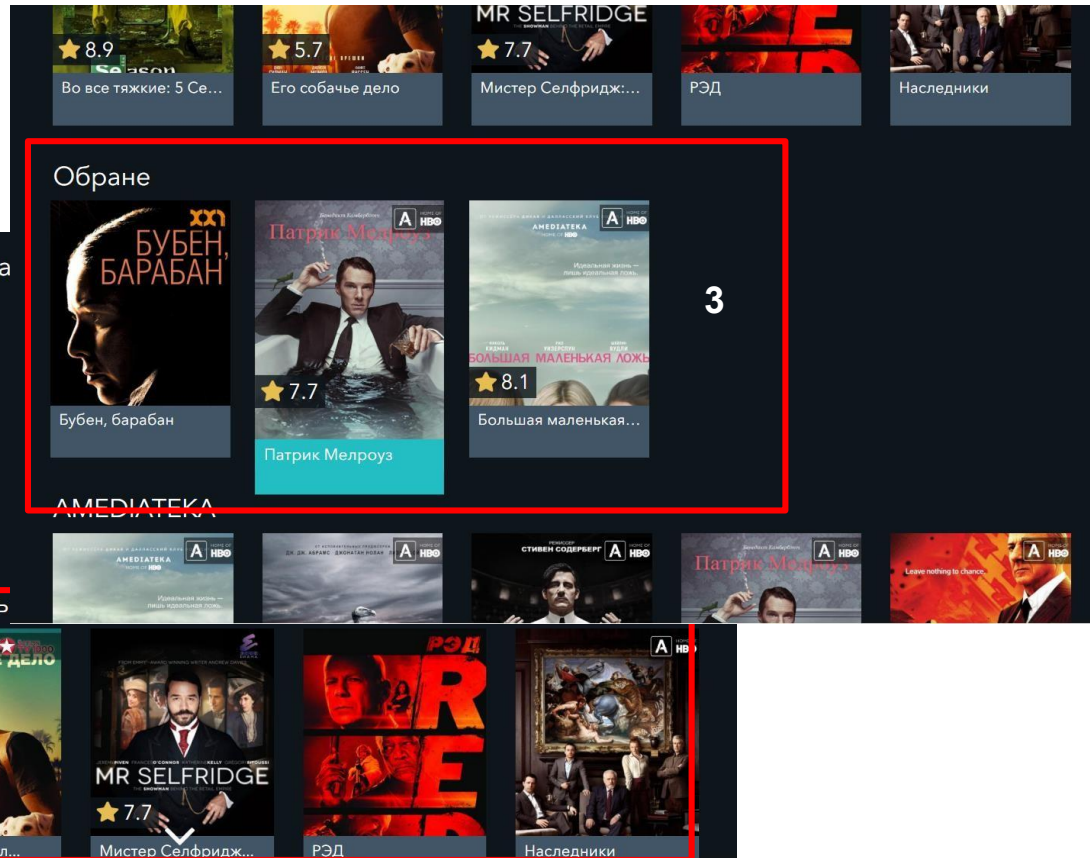
Description	
1	Main menu
2	Movie collections
3	Movie poster (redirect to movie info sub menu onclick)*
4	Scroll button
5	Promo Slider
6	Button which opens the movie from the slider

**Detailed Information**  
 \*Content changes as new collections are created



# 5. Main Page Description

## 1. Start Page



### Description

1	List of channels that viewed more than a minute (max 5 channels)
2	List of movies that viewed more than a minute (max 5 movies)
3	List of favorite movies

### Detailed Information

\*Content changes as new collections are created

- After a minute of watching a movie, and if the current time is less than 95 percent of the duration of the movie, this movie is in the «Продолжить просмотр фильма» collection («Continue watching»)

# 6. Sub Page Description

## 2. IPTV Page

The screenshot shows the IPTV page interface. At the top, there is a navigation bar with categories: ВСЕ, ИЗБРАННОЕ, КИНО, СЕМЕЙНЫЕ, РАЗВЛЕКАТЕЛЬНЫЕ, and ДЕТСКИЕ. A right arrow is next to the categories. Below the navigation bar is a grid of channel tiles. Each tile contains a logo and the channel name. At the bottom of the grid is a scroll-down arrow.

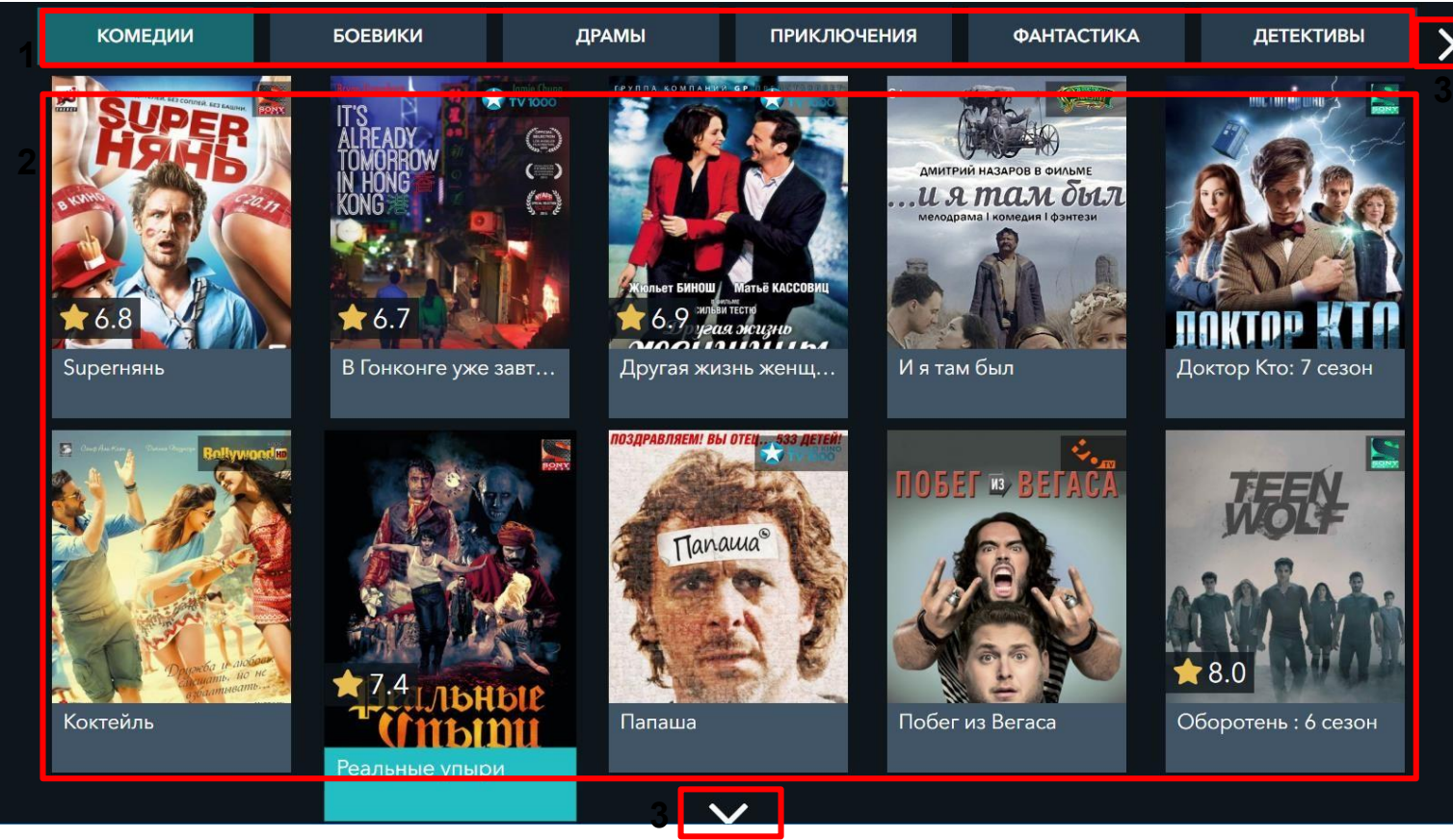
Description	
1	Channel categories
2	Scroll right for more categories
3	Channel list
4	Scroll down for more channels

### Detailed Information

- When channel items is focused(3) navigation menu is hidden.
- When Channel categories is focused(2) navigation menu is showing.

# 6. Sub Page Description

## 3. VOD Sub Menu



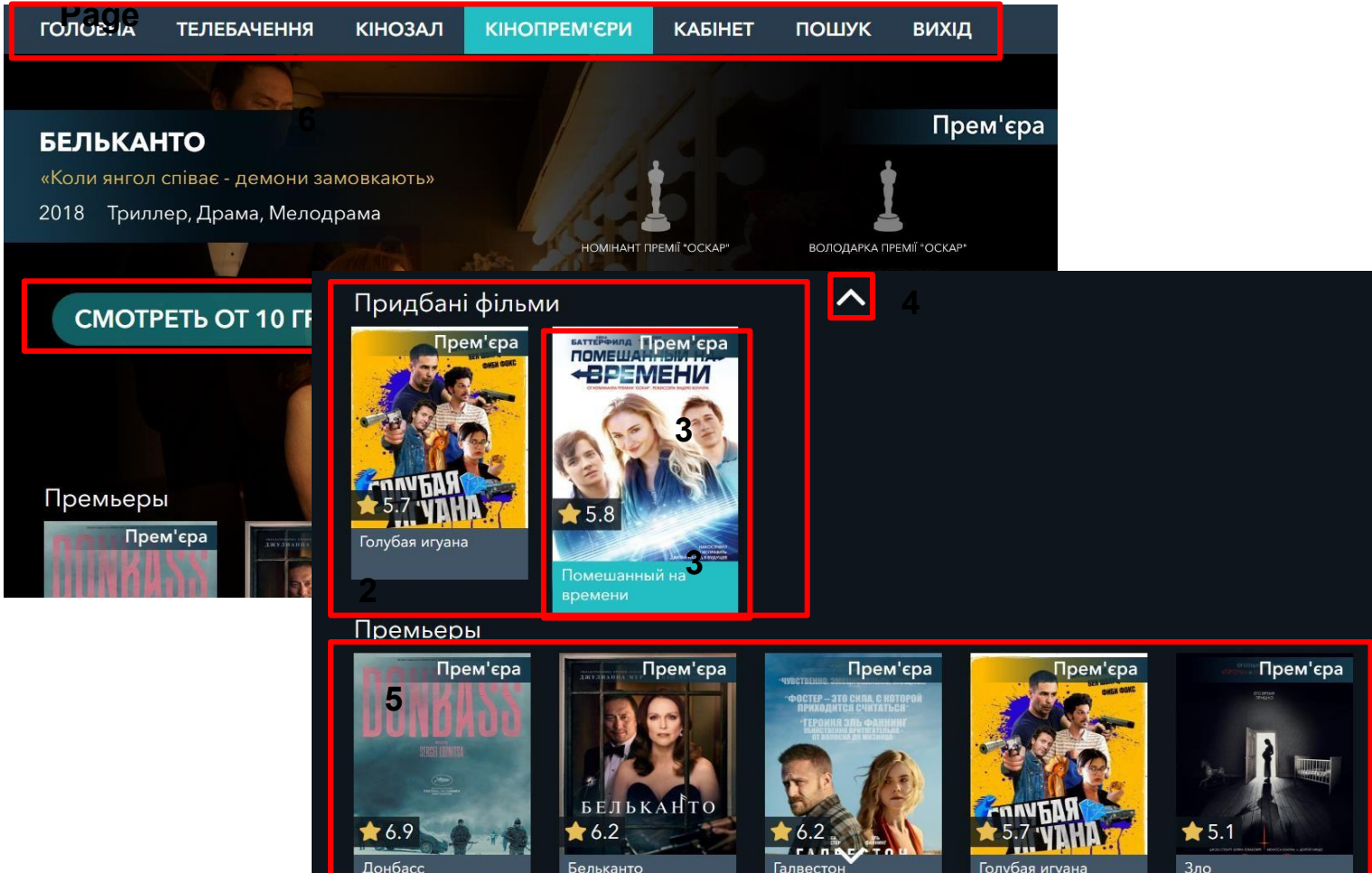
Description	
1	Genres list
2	Movies list
3	Scroll buttons

**Detailed Information**

- When movie items is focused (2) navigation menu is hidden.
- When movie genres is focused (1) navigation menu is showing.

## 6. Sub Page Description

### 3. Premiers



Description	
1	Main menu
2	Purchased movies
3	Movie poster (redirect to movie menu onclick)*
4	Scroll button
5	Premiere collection
6	Promo Slider with premiere
7	Button which opens the movie slider Premiere

### Detailed Information

\*Content changes as new collections are created

# 6. Sub Page Description

## 3. Movie info Sub Page

1 ГОЛОВНА
ТЕЛЕБАЧЕННЯ
КІНОЗАЛ
КІНОПРЕМ'ЄРИ
КАБІNET
ПОШУК
ВИХІД

## 9 МІСЯЦІВ СУВОРОГО РЕЖИМУ

ТРЕЙЛЕР
В ОБРАНЕ
4

---

Рік: 2013  
 Країна: Франція  
 Режисер: -  
 Жанр: Комедії  
 Тривалість: 01:22  
 Рейтинг: 5.9

2
ДИВИТИСЬ

3 Актори

5 Абсолютно дика і божевільна комедія від французького актора Альбера Дюпонтеля. У житті прагматичної і суворої судді Аріани Фелдер нема місця чоловікам, чоловікам і дітям.

Description	
1	Nav menu
2	Opens movie playback
3	Movie metadata (actors)*
4	Movie metadata (runtime, year, etc..)*
5	Movie short description*
6	Add movie to list of favoritс

# 6. Sub Page Description

## 3. Movie info Sub Page

**1** Актори

Філіп Гійом Актор  
Ніколас Одружений Актор  
Йоланда Моро Актор  
Філіп Дюксен Актор  
Філіп Учан Актор

Рекомендовані фільми

**2**

7.5 ГРА МОЛЛІ  
Гра Моллі

HOME TELEVISION CINEMA PREMIERES ACCOUNT SEARCH EXIT

**ALBERT DUPONTEL** ( ACTOR, DIRECTOR )

Albert Dupontel (born 11 January 1964 in Saint-Germain-en-Laye, Yvelines) is a French actor and film director. He started his career as a stand-up comedian. In February 1998, his 1996 film Bernie took the Grand Prize at the 9th Yubari International Fantastic Film Festival which was attended by Dupontel.

**3**

Movies with an Albert Dupontel

**4**

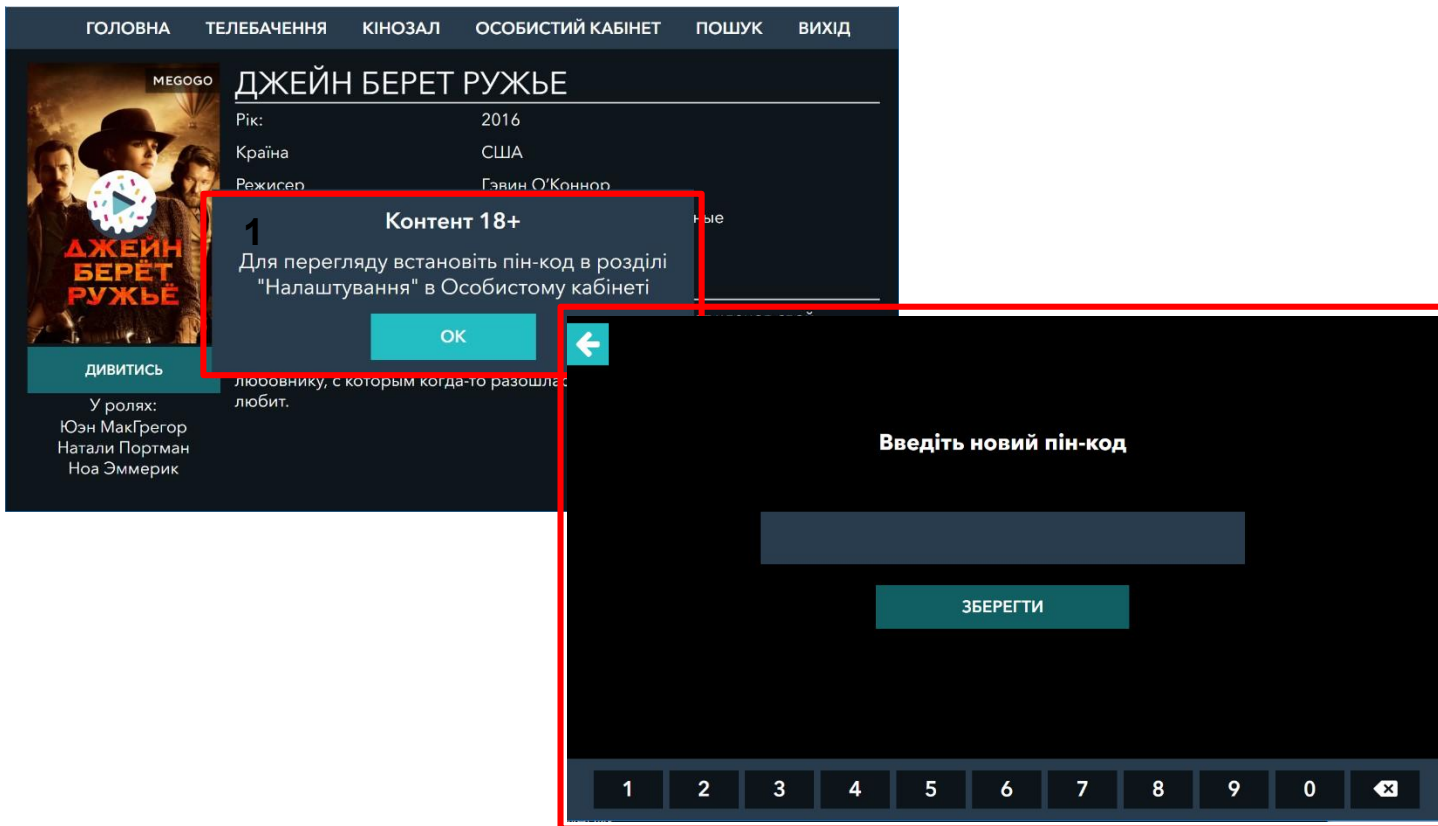
7.3  
До свідання там, куди ми  
See You Up There

5.9  
9 Month Stretch

Description	
1	Actors list
2	Recommended movies
3	Actor's bio
4	Movies with actor

# 6. Sub Page Description

## 3. Parental control



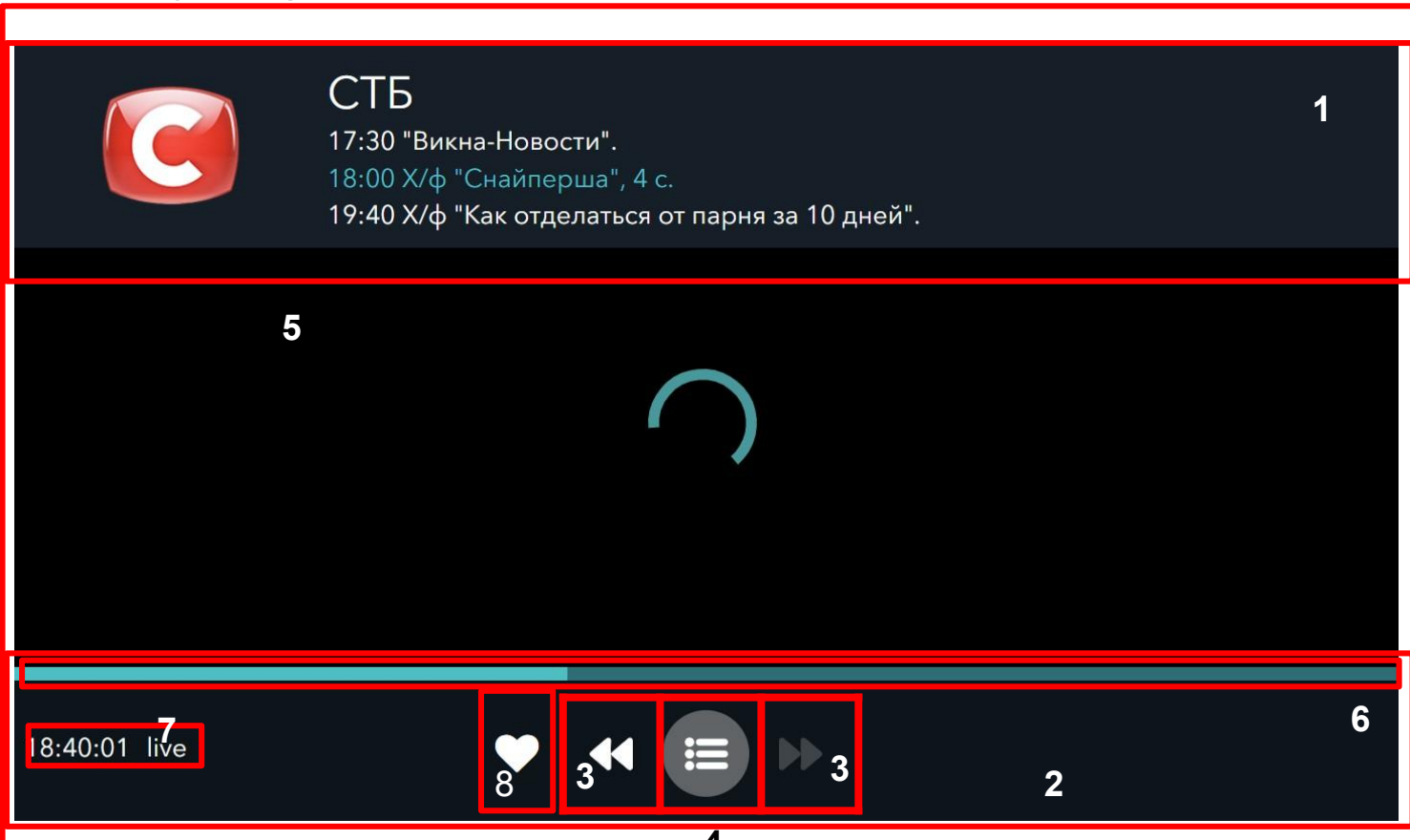
Description	
1	Warning about adult content
2	Form for creating and modifying pin-code*

### Detailed Information

- \* User can find this form by selecting Settings in the Personal Cab.
- To watch 18+ movie, user have to set the pin-code, then select the movie and enter pin-code in the field. Also user can change pin-code.

## 6. Sub Page Description

### 3. TV Player Page



Description	
1	TV Player header*
2	TV Player control bar
3	Rewind buttons (only for recorded telecasts)
4	Channel list**
5	Video
6	Progress bar
7	Progress time
8	Add to favorite list

#### Detailed Information

- When nothing is chosen navigation menu is hidden
  - Play/pause button appears for recorded TV shows
  - UP and DOWN remocn keys is switching the channels
- \*Shows information about current channel and current telecast  
 \*\*Displays list of channels, epg and categories



## 6. Sub Page Description

### 3. TV Player Page: channels menu

		Description
1	Channel list	
2	EPG List	
3	Navigation Buttons	
4	Arrow right image points that this chan has recorded telecasts.	
5	'OK' image points to telecast can be pl in record.	
6	'Live' image points to real time telecas	

# 6. Sub Page Description

## 4. Personal cab Sub Page

1 ГОЛОВНА ТЕЛЕБАЧЕННЯ КІНОЗАЛ **ОСОБИСТИЙ КАБІНЕТ** ПОШУК ВИХІД

№ договору:	333457961	2
Ім'я	SMART TV	
Баланс	68.3	
Тариф	Средний	
Абонплата	15	
Блокировка	Нет	

3 СПЛАТИТИ

4 ЗМІНИТИ ТАРИФ

5 НАЛАШТУВАННЯ

6 ВВЕСТИ ПРОМОКОД

7 МОЇ ПРОМОКОДИ

✦ +38 (068) 647 88 88
📞 +38 (050) 647 88 88
📠 +38 (073) 647 88 88
info@sweet.tv

Description	
1	Nav menu
2	User account data(tariff name, account id, balance, etc.)
3	Shows pay form
4	Shows tariff offers for user account*
5	Redirects to language settings, account unlink option and pin- code settings.
6	Redirects to voucher code input field**
7	Shows active vouchers, if there is no vouchers shows message.

### Detailed Information

- \*If there is no offers for your account returns: “Для вашого договору пропозицій немає”
- \*\*Voucher test codes: “OCNNQ97M” “04HGTQPH” “OJGPNBWH” “R64A3QFL” “C1IGN6WR” .
- Voucher allows to access ALL content (except prime) in the app for six months. After activating it user can't change tariff during 6 month (no offers for this account).

## 6. Sub Page Description

### 4. Personal cab Sub Page(for Netcast)

Description	
1	Nav menu
2	User account data(tariff name, account id, balance, etc.)
3	Shows tariff offers for user account*
4	Redirects to language settings, account unlink option and pin- code settings.
5	Redirects to voucher code input field**
6	Shows active vouchers, if there is no vouchers shows message.

#### Detailed Information

-\*If there is no offers for your account returns: “Для вашого договору пропозицій нет”

-\*\*Voucher test codes: “OCNNQ97M” “04HGTQPH” “OJGPNBWH” “R64A3QFL” “C11GN6WR” .

-Voucher allows to access ALL content (except prime) in the app for six months. After activating it user can't change tariff during 6 month (no offers for this account).

## 6. Sub Page Description

### 4. Personal cab Sub Page

1

ГОЛОВНА ТЕЛЕБАЧЕННЯ КІНОЗАЛ КІНОПРЕМ'ЄРИ КАБІНЕТ ПОШУК ВИХІД

Ваучер:	Тривалість дії:	2
0C1N3LDM400243F	2019-05-16 17:46 - 2019-11-12 13:46	
Ваучер:	Тривалість дії:	
27QDUMSV	2018-09-26 18:01 - 2019-03-25 13:59	
Ваучер:	Тривалість дії:	
4WAE8LG9	2018-09-26 18:01 - 2019-03-25 13:46	

3 СПЛАТИТИ

4 ЗМІНИТИ ТАРИФ

5 НАЛАШТУВАННЯ

6 ВВЕСТИ ПРОМОКОД

7 МІЙ ДОГОВІР

21-21 (безкоштовно на території України) info@sweet.tv

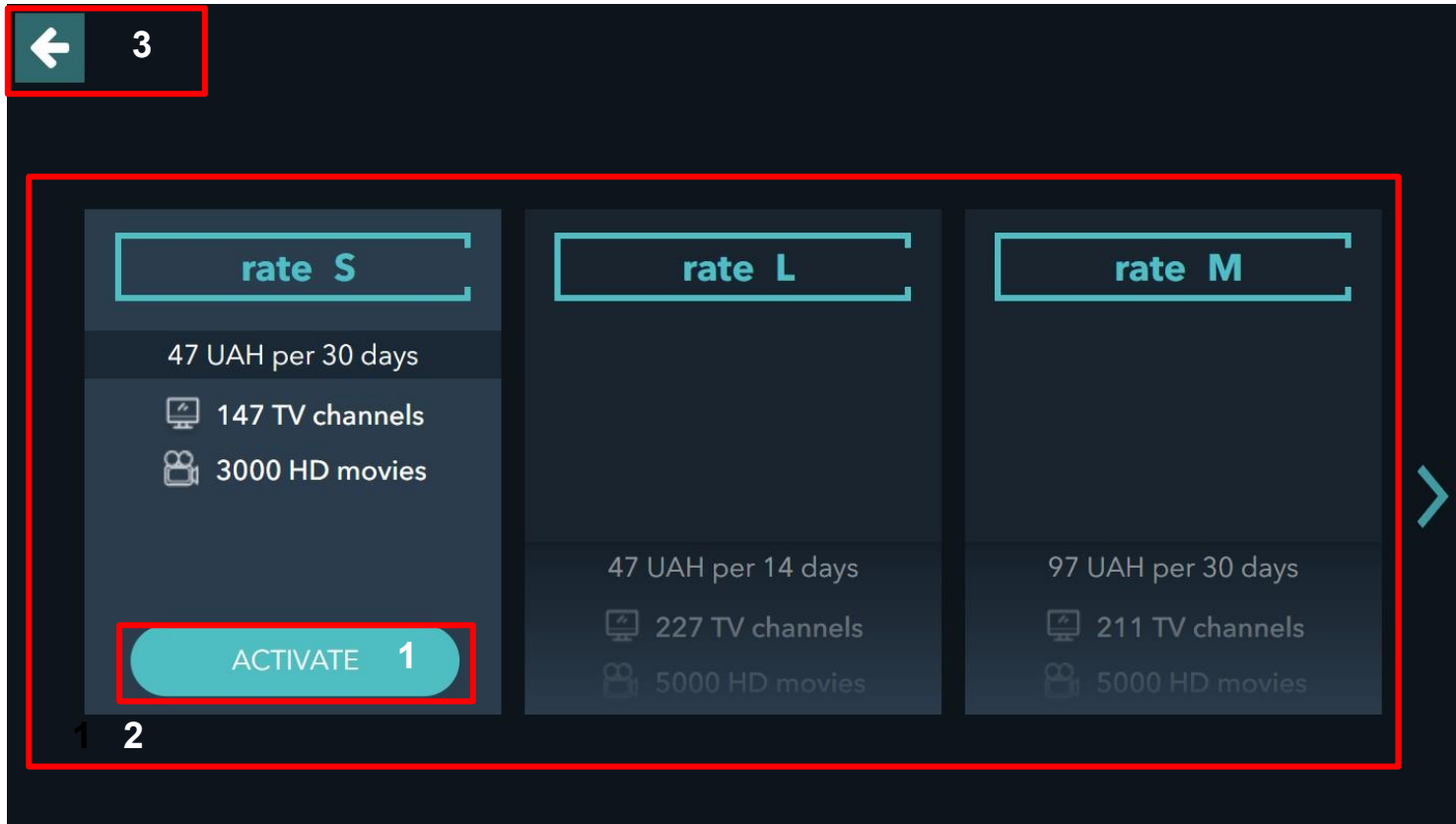
Description	
1	Nav menu
2	Active vouchers that are connected to the contract, if there is no vouchers shows message.
3	Shows pay form
4	Shows tariff offers for user account
5	Redirects to language settings, account unlink option and pin- code settings.
6	Redirects to voucher code input field
7	Back in your contract

#### Detailed Information

- Voucher allows to access ALL content in the app for six months. His activation does not provide access to premium content. After activating it user can't change tariff during 6 month (no offers for this account).

## 6. Sub Page Description

### 5. Change tariff sub page



Description	
1	Available tariffs*
2	Activate the tariff**
3	Return to personal cab

#### Detailed Information

-To change tariff choose one offer and click the button “ПІДКЛЮЧИТИ”

-\*Available tariffs are offered depending on the current tariff. If there is no offers for user account app display message is : “Для вашого договору пропозицій немає” (“Tariff change is unavailable”)

-\*\*If user balance is not enough to pay for selected tariff he can do in app payment.(see next page for details)

# 7. In-App Purchase

## 5. Payment page

3 subscription cost M on 3months with discount - 262UAH \*

User ID: 333684550 4

Pay now 2

Contact us 5

☎ 21-21  
(free of charge throughout Ukraine)

Description	
1	Credit card data
2	Pay button
3	Back button
4	User ID
5	Customer support phones

\*Paying, you accept terms of the Public agreement available at [www.sweet.tv/dogovor](http://www.sweet.tv/dogovor)  
 Subscription involves auto renewal of the service for next months, and also regular payment for a tariff. "M" on 3months - You can renounce the service and stop auto payment in private account at the site [www.sweet.tv](http://www.sweet.tv)

### Detailed Information

- If user want to pay for tariff in the app he can use a build in payment.
- Video with the payment process is under the link [https://yadi.sk/i/x9lpafWriaNx\\_Q](https://yadi.sk/i/x9lpafWriaNx_Q)

## Detailed Signup Information

This page is one-time page that appears to user during first application launch and allows user to register in our service.

Phone number is used as unique user identifier.

During registration process user receives 4-digit code on provided phone number. After successful code validation we create new account in our billing system and binds device mac and device uuid to newly created account.

**!!IMPORTANT for QA: Application will not accept phone numbers that are not used in Ukraine, use only test QA account.**