

Topic of lesson:

QUADRILATERALS



The goals lessons:

- ❖ *Educational goals:* Study quadrilateral concepts of its elements:
- ❖ *Developing goals:* activation of cognitive activity of students through the solution of practical problems, the ability to choose the right decision, succinctly express their thoughts, analyze, and draw conclusions.
- ❖ *Communication goals:* mutual aid, reviewing the responses, the organization of mutual control.

Material needed:

- The textbook “Geometry” Grade 8.
- Presentain
- Blackboard





Type of lesson:

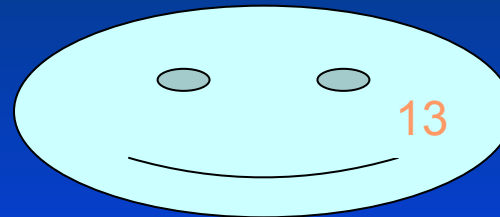

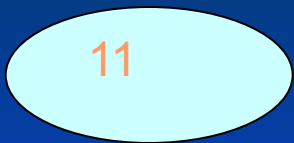
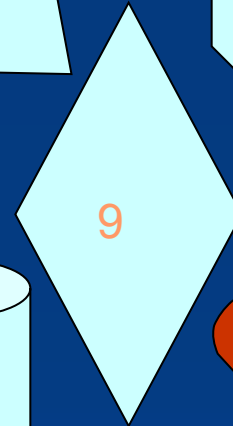
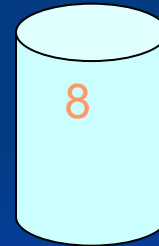
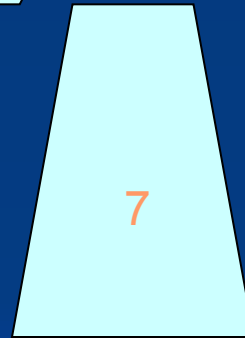
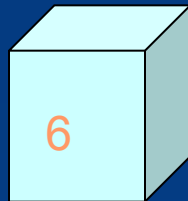
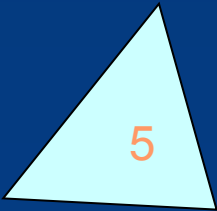


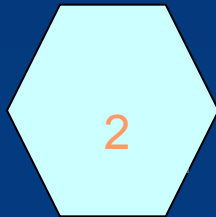

Summarizing the lesson



Plan of lesson:

1. Topics include. (1-2min)
2. Checking homework. (4-5min)
3. Theoretical number material. (13-14min)
4. solving the problem. (20-23min)
5. HOMEWORK. (2-3min)

Quadrilateral



What is a tetragon (Quadrilateral)?

- The Tetragon (Quadrilaterals) is a flat figure, which consists their four lengths (segments), consecutively connecting four points. No from these point not to rest upon one direct, but connecting their length (segments) are not crossed (intersect).

That is a parallelogram?


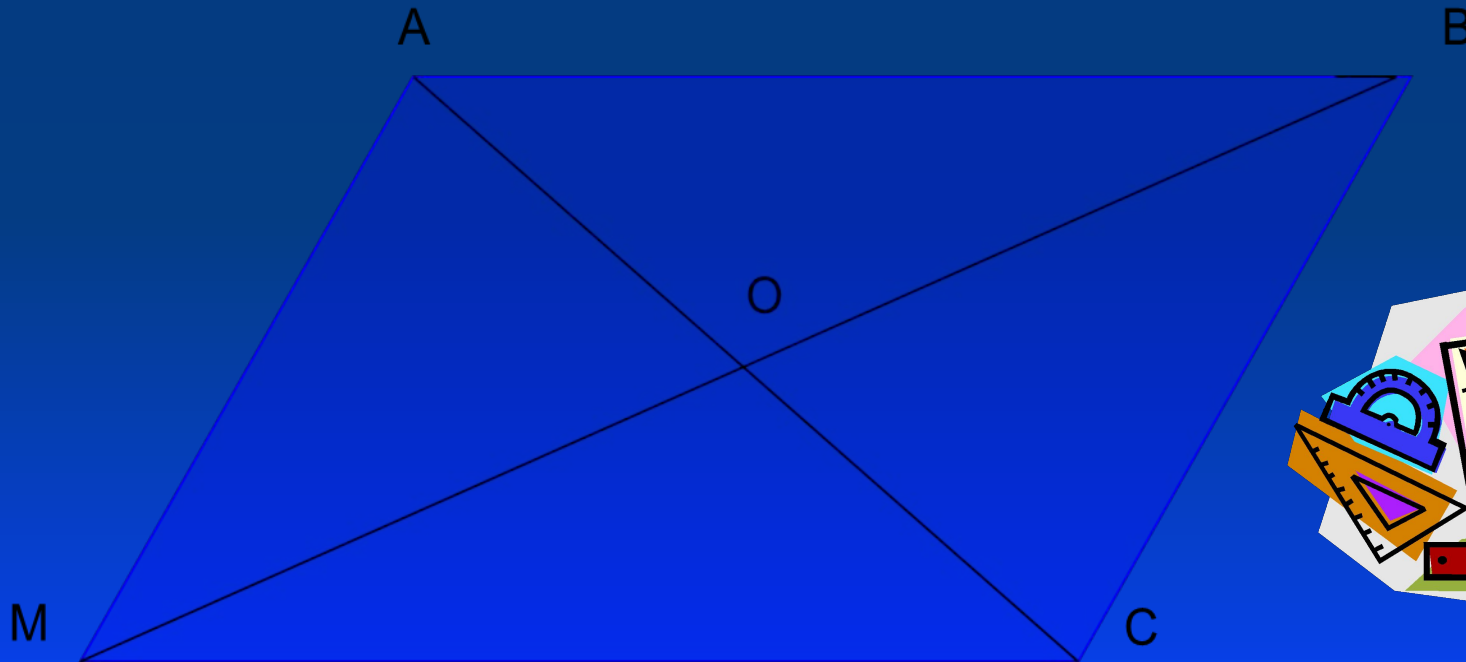
- The Parallelogram is a quadrilateral, the opposite sides being parallel two and two (two by two parallel).

Name the characteristic of the sides and the angles of a parallelogram:

- The opposite sides and angles of a parallelogram are equal.

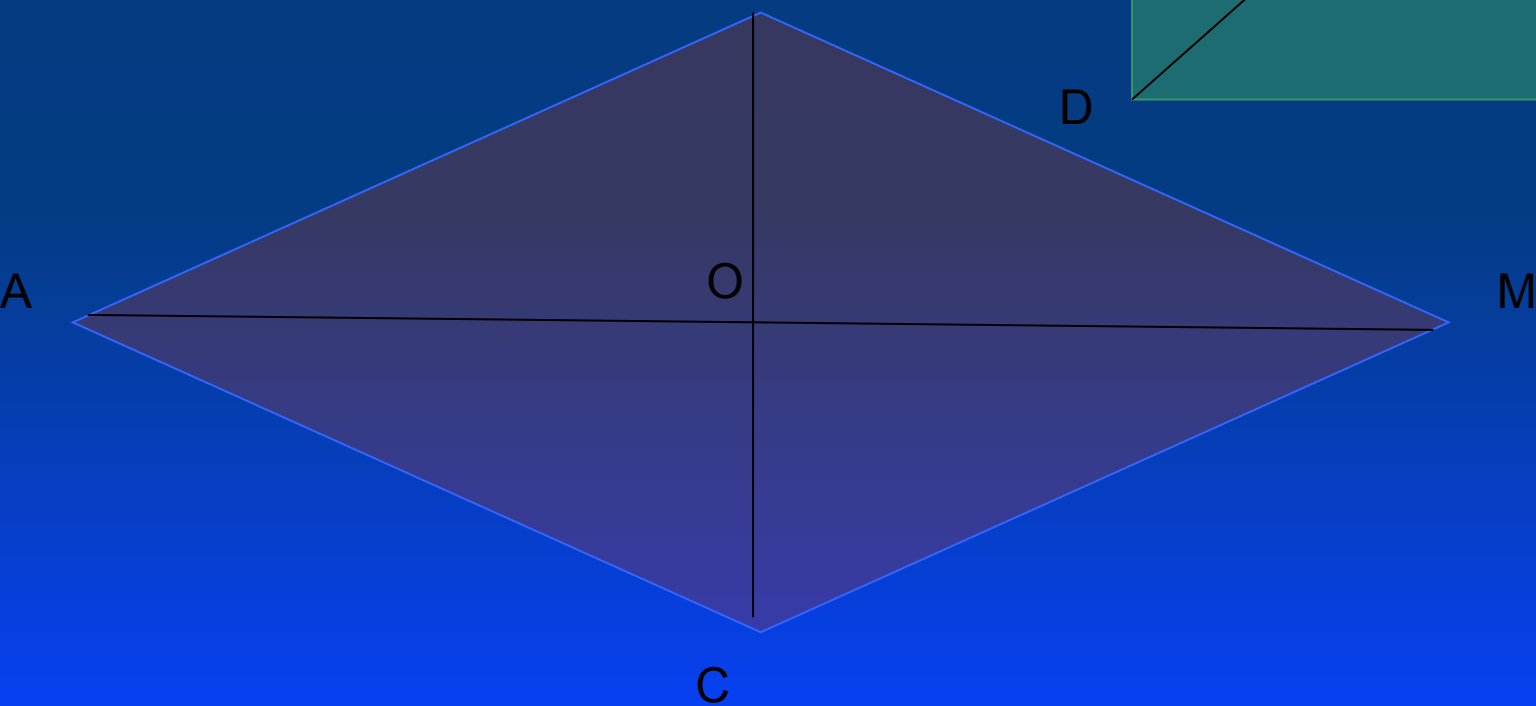
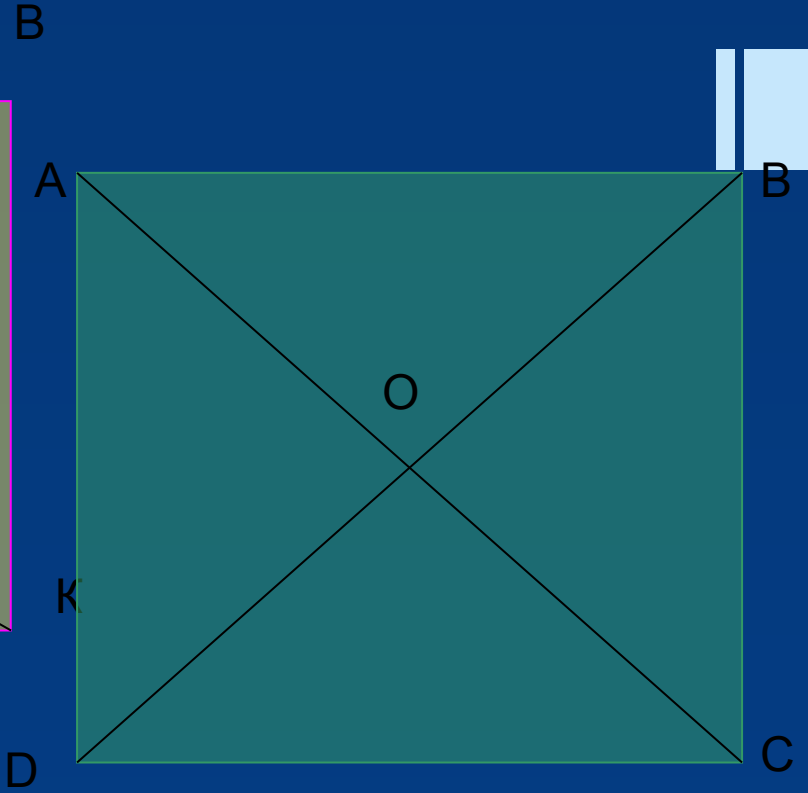
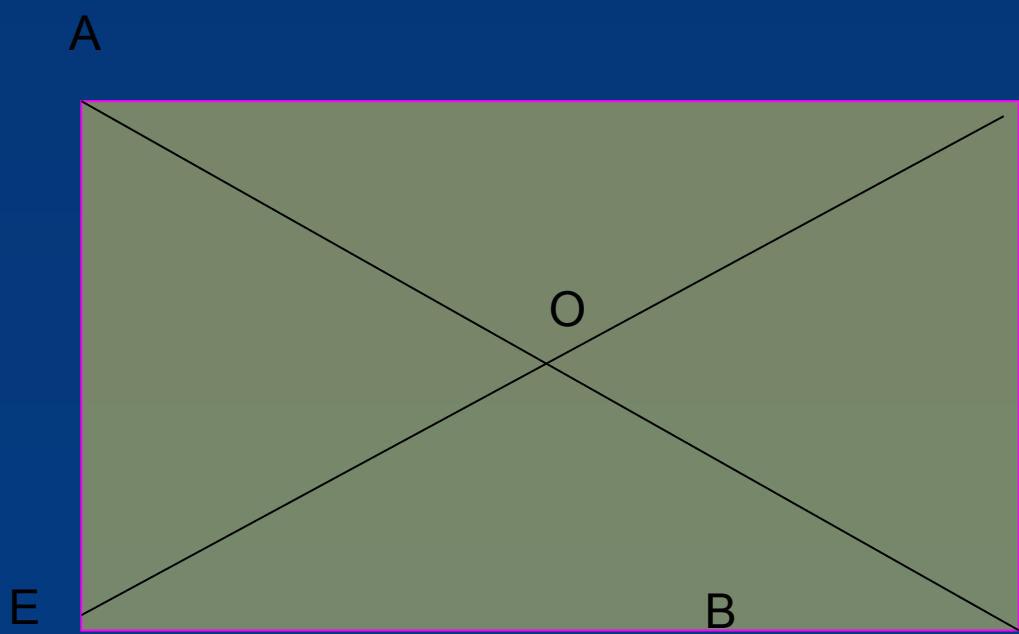
Name the characteristic of the diagonals of a parallelogram.

- The diagonals of a parallelogram are crossed (intersect) and divided fifty-fifty cross point (into two equal parts by the point of their intersection).



types of parallelograms

- The Rectangle - a parallelogram, beside which all corners direct. Diagonals rectangle are.
- The Rhombus - a parallelogram, beside which all sides are. Diagonals of a rhombus are crossed under right angle and are a bisections of its angles.
- The Square - a rectangle, beside which all sides are. Diagonals square are, are crossed under direct angle and are a bisections of its angles.

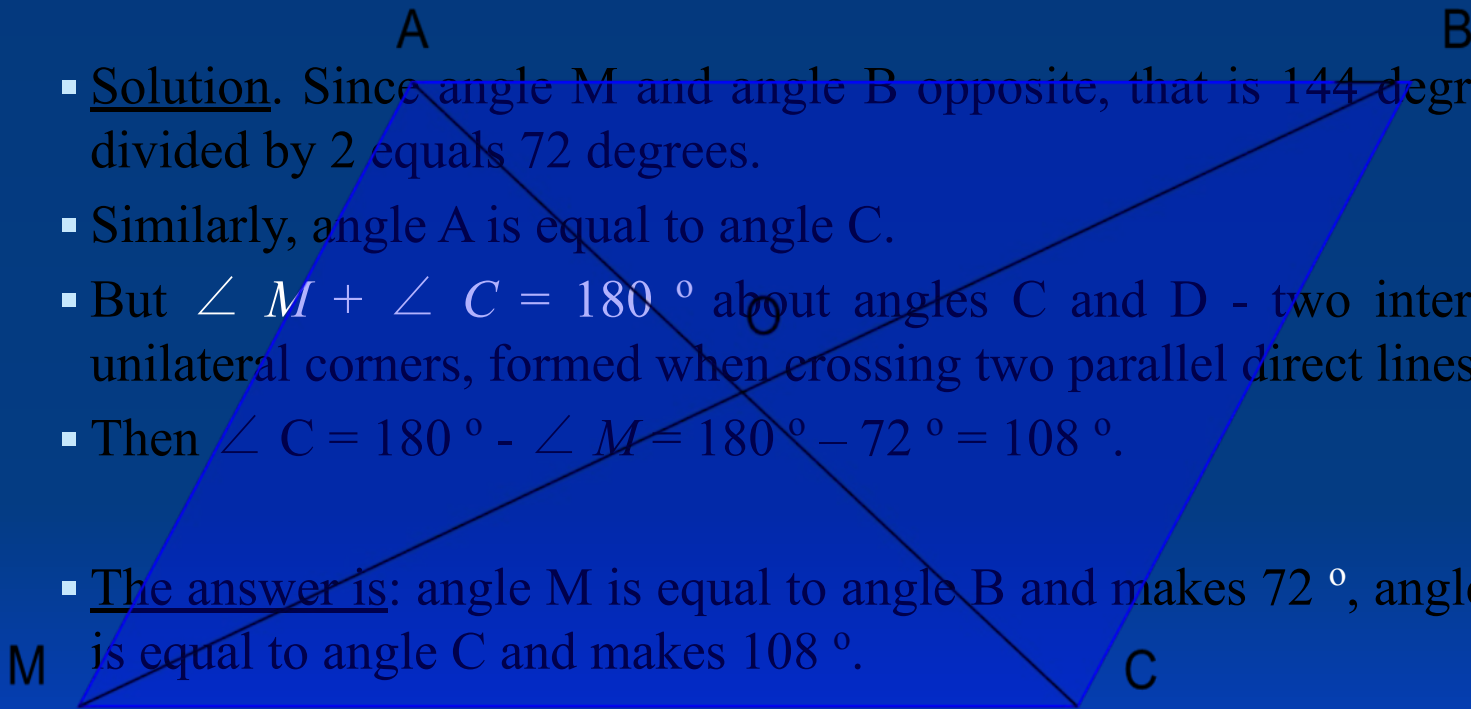


Solving problems.

- 1. Data: ABCM - a parallelogram $\angle M + \angle B = 144^\circ$
Find the angles of the parallelogram.

- Solution. Since angle M and angle B opposite, that is 144 degrees divided by 2 equals 72 degrees.
- Similarly, angle A is equal to angle C.
- But $\angle M + \angle C = 180^\circ$ about angles C and D - two internal unilateral corners, formed when crossing two parallel direct lines.
- Then $\angle C = 180^\circ - \angle M = 180^\circ - 72^\circ = 108^\circ$.

- The answer is: angle M is equal to angle B and makes 72° , angle A is equal to angle C and makes 108° .





HOMEWORK

Page: 92-93
Exercise №5,7,14



