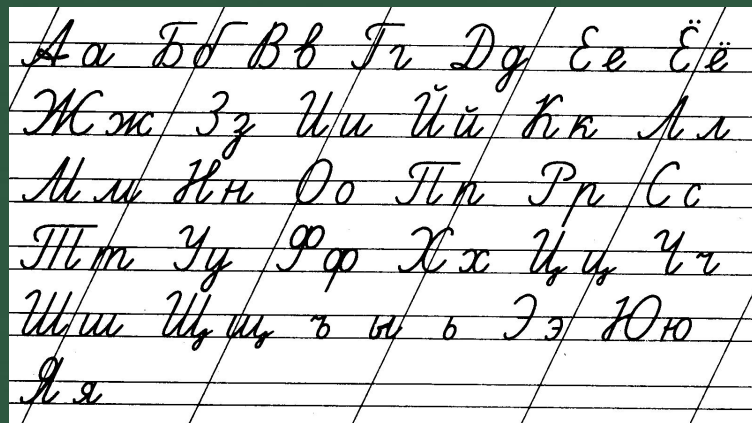


# Анимированный плакат

## Письменные буквы русского алфавита



Аа <b>Аа</b>	Бб <b>Бб</b>	Вв <b>Вв</b>	Гг <b>Гг</b>	Дд <b>Дд</b>
Ее <b>Ее</b>	Ёё <b>Ёё</b>	Жж <b>Жж</b>	Зз <b>Зз</b>	Ии <b>Ии</b>
Йй <b>Йй</b>	Кк <b>Кк</b>	Лл <b>Лл</b>	Мм <b>Мм</b>	Нн <b>Нн</b>
Оо <b>Оо</b>	Пп <b>Пп</b>	Рр <b>Рр</b>	Сс <b>Сс</b>	Тт <b>Тт</b>
Уу <b>Уу</b>	Фф <b>Фф</b>	Хх <b>Хх</b>	Цц <b>Цц</b>	Чч <b>Чч</b>
Шш <b>Шш</b>	Щщ <b>Щщ</b>	Ъъ <b>Ъъ</b>	Ыы <b>Ыы</b>	Ьь <b>Ьь</b>
Ээ <b>Ээ</b>	Юю <b>Юю</b>	Яя <b>Яя</b>		




A a

A a



a






Б б

Б

б







Handwritten cursive letter 'B' on a four-line grid. The letter is thick and black. Small starburst marks indicate the starting points of the strokes: the top horizontal bar, the middle loop, and the bottom loop.






**B B**

*B b b*






6



B





T t



---

---

---

2





F



Дд



Dd



g



2



E e

E

e



---

---

---

e





É



E e


Ë

ë



e





Ж ж

Ж

ж



---

---

---

2K

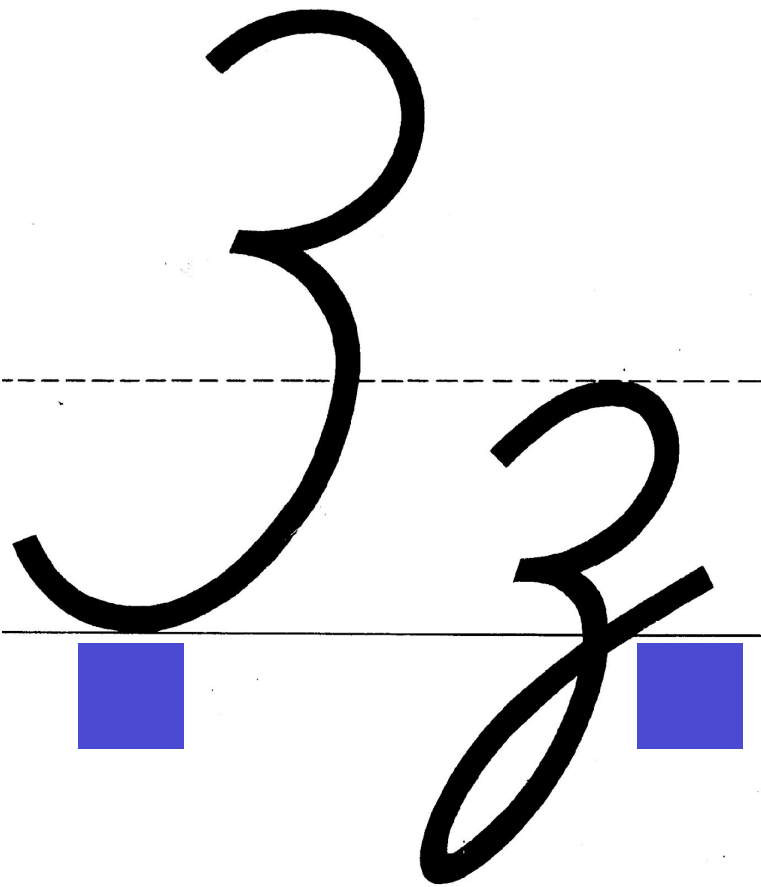




Handwritten cursive letters 'M' and 'C' on a four-line grid. The 'M' starts with a starburst at the top left. The 'C' is positioned to the right of the 'M'.



3 3



---

3

---

---



3



И И

И И

и и





u





Handwritten cursive letter 'A' on a four-line grid. A starburst symbol is at the top left of the letter, indicating the starting point of the stroke.





u



Kk


Kk



Handwritten letter 'k' on a four-line grid. The letter is black and features small black starburst marks at the top of the vertical stroke and at the junction where the vertical stroke meets the curved bottom stroke.



Handwritten cursive letter 'K' on a four-line grid. The letter is thick and black. There are small starburst marks at the top and middle junctions of the letter.





Л л

Л

л



---

---

---

ك



Handwritten cursive letter 'A' on a four-line grid. The letter starts with a starburst at the bottom left, curves up and right, then loops back down and left, and finally curves up and right to the top right.



M M

M M m m



---

---

---

π





Handwritten cursive letters 'M' and 'H' on a four-line grid. The 'M' starts with a starburst at the bottom left. The 'H' is positioned to the right of the 'M'. A blue pen is shown to the right of the letters.





Н Н

Н

Н



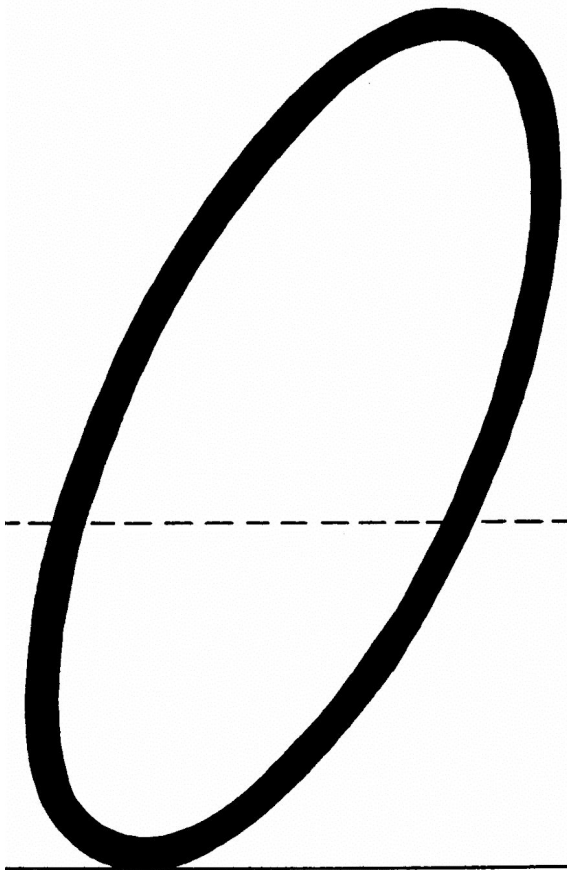



Handwritten cursive letter 'R' on a four-line grid. The letter is thick and black, with a starburst effect at the top of the vertical stroke. The letter is positioned between the second and third lines from the top.



Handwritten cursive letter 'H' on a four-line grid. A starburst graphic is positioned at the top left of the letter's upper loop.





---

---

o

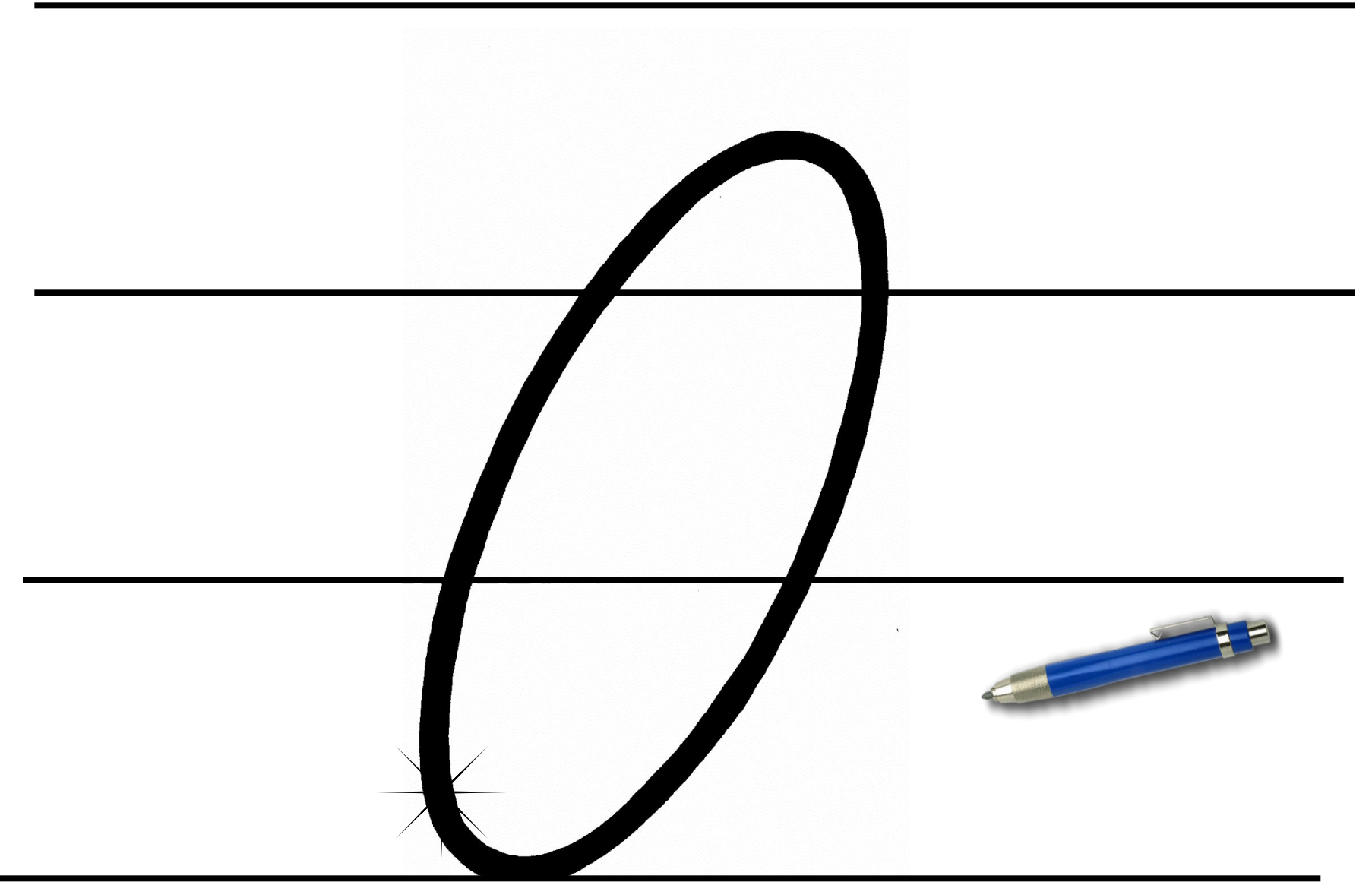
o



o o









H h




12



Handwritten cursive letter 'S' on a four-line grid. The letter is thick and black. The top horizontal bar is a solid line. The second line from the top has small starburst marks at the points where the letter's strokes cross it. The bottom two lines are also solid.



Pp



Handwritten cursive letter 'r' on a four-line grid. The letter starts at the bottom line, goes up to the top line, loops back down to the middle line, and then curves back up to the top line. There are small starburst marks at the top of the letter.





Handwritten cursive letter 'F' on a four-line grid. The letter is thick and black, with decorative starburst marks at the top and middle curves. The top curve is between the second and third lines, the middle curve is between the first and second lines, and the stem descends from the second line to the bottom line.



Cc

Cc



---

---

---

C



É



T t

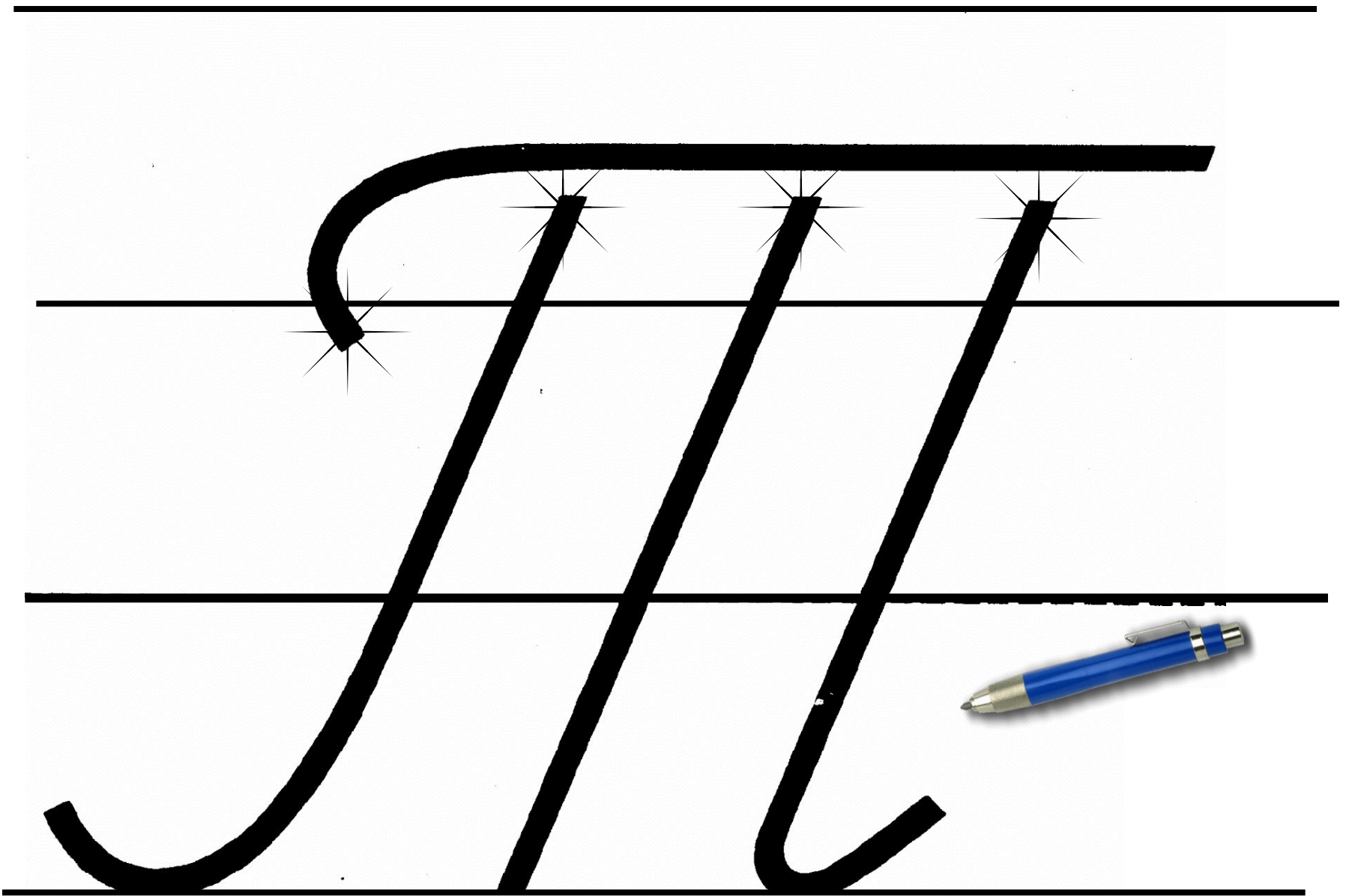
T t



Mr







yy

y y




y




g



Ф ф



oo





g



X x

X



x




---

---


---

x




Handwritten cursive letter 'x' on a four-line grid. The letter is thick and black. Two starburst symbols are placed at the top of the letter, one on the left and one on the right, indicating the starting points of the strokes.





Uy





dy



44

4

4




7



g





W

w



---

---

---



u u u





21





Weg



My



b

b



---

---

---

7





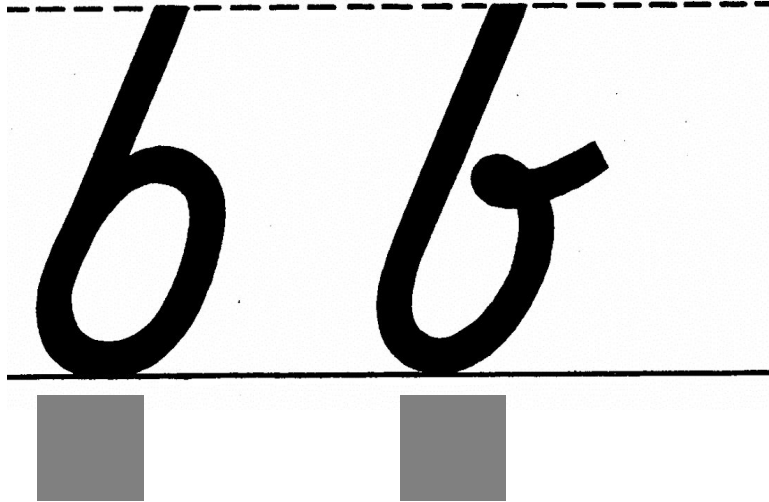

Ы I

Ы I



64





---

---

---

6



6



Э э

Э э



É





Handwritten cursive letter 'f' on a four-line grid. The letter starts at the top line, loops back to the left, crosses the middle line, and descends to the bottom line. Two starburst symbols mark the starting points of the top and middle strokes.



Ю ю

Ю

Ю Ю



HO



---

---

---

10



10



Я Я

Я

я




g





g



# Используемые материалы:

1. Голованов Ф.Г. *Демонстрационные карточки печатных и письменных букв*. М., Просвещение, 1971 г.
2. <http://www.lenagold.ru/fon/clipart/k/kar/karanda16.png> (картинка с изображением ручки)
3. [www.it-n.ru/communities.aspx?cat\\_no=5025&lib\\_no=23224&tmpl=lib](http://www.it-n.ru/communities.aspx?cat_no=5025&lib_no=23224&tmpl=lib)  
(шаблон с изображением школьной доски)



**Завершить показ**