




Division of Information Technology



Phishing Awareness

By Chad Vantine
Information Security Assistant



What is Phishing?

Phishing email messages, websites, and phone calls are designed to steal money or sensitive information. Cybercriminals can do this by installing malicious software on your computer, tricking you into giving them sensitive information, or outright stealing personal information off of your computer.



Types of Phishing Attacks

Social Engineering - On your Facebook profile or LinkedIn profile, you can find: Name, Date of Birth, Location, Workplace, Interests, Hobbies, Skills, your Relationship Status, Telephone Number, Email Address and Favorite Food. This is everything a Cybercriminal needs in order to fool you into thinking that the message or email is legitimate.

Link Manipulation - Most methods of phishing use some form of deception designed to make a link in an email appear to belong to the spoofed organization or person. Misspelled URLs or the use of subdomains are common tricks used by phishers. Many email clients or web browsers will show previews of where a link will take the user in the bottom left of the screen or while hovering the mouse cursor over a link.



Types of Phishing Attacks

Spear phishing - Phishing attempts directed at specific individuals or companies have been termed spear phishing. Attackers may gather personal information (social engineering) about their targets to increase their probability of success. This technique is, by far, the most successful on the internet today, accounting for 91% of attacks.

Clone phishing - A type of phishing attack whereby a legitimate, and previously delivered email containing an attachment or link has had its content and recipient address(es) taken and used to create an almost identical or cloned email. The attachment or link within the email is replaced with a malicious version and then sent from an email address spoofed to appear to come from the original sender.



Types of Phishing Attacks

Voice Phishing - Voice phishing is the criminal practice of using social engineering over the telephone system to gain access to personal and financial information from the public for the purpose of financial reward. Sometimes referred to as 'vishing', Voice phishing is typically used to steal credit card numbers or other information used in identity theft schemes from individuals.



Examples of Phishing Attacks

Spear Phishing



1. The first question you have to ask is, **“Do I know this person?”** or **“Am I expecting an email from the person?”** If you answered no to either question, you must take a harder look at other aspects of the email
2. A large amount of phishing emails will blank out the To: or Cc: fields so that you cannot see that this is a mass email to a large group of people.
3. Phishing emails will often come with subjects that are in all capitals or have multiple exclamation marks in order for you to think that this email is important or that you should take the recommended action within the email.
4. This is a targeted email (Spear Phishing) to VSU, so more than likely, this was sent to everyone at VSU that the sender had in their address book.
5. **Hovering your mouse over the link**, you can see that this is not taking you to a valdosta.edu address, but rather to an external site. This site would either prompt you for a password, then steal that password, or would download a malicious file infecting your computer.



Examples of Phishing Attacks

Speare Phishing



1. Looking at the Sender, you can see that this is not from a valdosta.edu email address, but rather a ucla.edu address. This should be the first warning that this is **not** a legitimate email since it is talking about a Valdosta email upgrade.
2. Once again, the To: and Cc: fields are greyed out so that you can't see this is a mass email. Also, as referenced by the Subject line, "Valdosta Upgrade", this is a targeted attack to VSU email addresses.
3. As you can see, this link is not a part of the valdosta.edu domain, but an external site at jimdo.com. This should be another warning that this is not a legitimate email, and more than likely phishing for your credentials.




Examples of Phishing Attacks

Clone Phishing

From: member@ebay.com **1**
Subject: Message from eBay Member
Date: 26 February 2006 19:54:23 GMT
To: [REDACTED]

eBay sent this message!
Your registered name is included to show this message originated from eBay. [Learn more.](#)

Question from eBay Member -- Respond Now 

eBay sent this message on behalf of an eBay member via My Messages. Responses sent using email will not reach the eBay member. Use the **Respond Now** button below to respond to this message.

Question from user

We are contacting you about the following item: Toshiba rd-xs54 dvd Recorder w 250 gig hard drive (#5856334211) **2**

The seller, ikaroll tells us you have mutually agreed not to complete the transaction (e.g. because you returned or are returning the item for a refund or because there was a misunderstanding) and has requested a credit for their eBay fees.

Please respond by 15-Mar-2006 so eBay knows whether you have agreed.

Best Regards.

Thank you for using eBay
<http://www.ebay.com>

Respond to this question in My Messages.

Respond Now

3 `http://202.5.90.139/IT/cgi-bin/ws/ISAPIdllUpdate/ISAPIdllSignInpUserId=co_partnerId=siteid=0p/item through ageType=-1pa1=UsingSSL=1bshowgif=favoritices such as yGram. These enav=errmsg=8/`

Marketplace Safety Tip

If this message is an offer to sell an item without winning it on the eBay Web site (including Second Chance Offers sent through My Messages) please do not respond to the sender. These external transactions are by eBay grammes. unsafe when paying someone you do not know.

1. These emails are harder to spot because they look exactly like legitimate emails you would normally receive. The first cue that something is not right with this email is the sender. It is a generic address, member@ebay.com. You would never see this from a legitimate email, you would see the username of the buyer/seller; e.g.; valdostarocks@ebay.com
2. The question you have to ask yourself is did I buy anything from ebay recently, and if I did, is this what I purchased? If no to these questions, then you more than likely have a phishing email.
3. The last piece is the most critical in seeing if the email is in fact a phishing email. If you **hover your mouse** over the button it is wanting you to press, you see that this is not taking you to an ebay.com site, but rather an external site that will more than likely try to steal your ebay credentials.



Examples of Phishing Attacks

Clone Phishing

PayPal

Dear Valued Customer

[REDACTED] The payment have been made to your paypal account for an auction item: (ACER LAPTOP{Like New!} + FREE SOFTWARE!! +=) the money have been transferred to your paypal account by one of our client (alexjohnsoncole02@gmail.com)² and it has also been Approved and confirmed here with us but we just need the shipment confirmation from you so that we may credit and release the money to your account immediately. Go ahead with the shipment of the item now to it's destination address and get back to us with the shipment tracking number of the item being sent to our client and we used this NEW POLICY of ours to protect both the BUYER and the SELLER from any internet fraud activities.

SHIPPING ADDRESS

NAME..... [REDACTED]

house no..... 80

street [REDACTED]

county [REDACTED]

state..... [REDACTED]

post code..... [REDACTED]

country..... [REDACTED]

****PLEASE NOTE****

Once shipment has been verified and the tracking number sent to us, You will receive a "CONFIRMATION Email" from PayPal® informing you that the Money has been credited.

Note: Pay pal will be responsible for the item loss or damage once we receive the tracking number.

This PayPal® payment has been deducted from the buyer's account and has been "APPROVED" but will not be credited to your account until the shipment reference/tracking number is sent to us for shipment verification so as to secure both the buyer and the seller. Below are the necessary information requested before your account will be credited. Make sure you send the tracking number to us through this mail (paypalonlinefundteam@mail2world.com)³ and our customer service care will attend to you. As soon as you send us the shipment's tracking number to us for security purposes and the safety of the buyer and the seller, the money will be credited to your account.

Thank you for using PayPal!
The PayPal® Team

1. Just like in the previous example, this email looks like a legit PayPal email that you would normally see. So the first thing to do is to see if you recognize the email, or if you have done any kind of transaction with this email address. Also look through the email for spelling and grammatical errors, as Cybercriminals will often leave these errors in the body of the email.
2. Second, see if the item in question is one that you actually bought or sold. If not, then delete and move on.
3. Look at the email circled, if this was an official email from paypal, it would end in "@paypal.com" not mail2world.



Examples of Phishing Attacks

Link manipulation

From: [REDACTED] <[REDACTED]@valdosta.edu>¹

Date: Wednesday, January 28, 2015 at 2:09 PM²

Subject: UPDATE YOUR E-MAIL ACCOUNT!!

UPDATE YOUR E-MAIL ACCOUNT!!³

Your email account will soon be suspended (<http://tuto-web.fr/wp-addon/notice/> Click to follow link nce).

To update your email account, please [CLICK HERE](#) immediately for reactivation of your mail account. This mail is sent to you from our secured CSSD service Center. Please follow instruction on this message and your account will be updated within 24 hours.

We sincerely apologize for the unusual problem.⁴

Thank you for using our online services.

Web-Administrator.⁵

1. This is actually from a valdosta.edu address, so first you have to ask whether or not this is from someone you know or someone that would be emailing you about your email account. Remember that **only members of I.T. will email you about your accounts.**
2. One again, cybercriminals will use a subject line trying to get your attention, often using all caps and multiple exclamation marks. **A legitimate email from I.T. will not do this.**
3. The To: and Cc: lines are not shown so that you can't tell this is a mass email targeting multiple individuals.
4. **Hovering your mouse over the link**, you can see that this is not a legitimate valdosta.edu link, but an external one designed to steal your information or install malicious software.
5. The signature often will end in a generic sign off as to not arouse suspicion as to the sender.



Examples of Phishing Attacks

Link manipulation

From: Admin Team [mailto:sonu@pugmarks.com] **1**

Sent: Tuesday, December 16, 2014 8:26 PM

To: [REDACTED]

Subject: VERIFICATION!! **2**

http://e-rbi.org:10129/upgrade/
sessionlog8/index2.php?
email=jspencer@valdosta.edu&
rand=13vqcr8bp0gud&lc=1033&id=6485
5&mkt=en-us&cbcxt=mai&snsc=1

Dec 16, 2014

In order to maintain our system maintenance. Some of your important messages were queued on our mail server. Please [Click here](#) to view or download your pending messages.

3

Some maintenance may still be undergoing for large improvement updates that will increase our security.

Please Note: To avoid any complication, it is mandatory you follow the instructions above.

**Thank you for your patience and cooperation,
–IT Support Team**

THIS TRANSMISSION IS INTENDED AND RESTRICTED FOR USE BY [REDACTED] ONLY. IT MAY CONTAIN CONFIDENTIAL AND/OR PRIVILEGED INFORMATION EXEMPT FROM DISCLOSURE UNDER FEDERAL OR STATE LAW. IN THE EVENT SOME OTHER PERSON OR ENTITY RECEIVES THIS TRANSMISSION, SAID RECIPIENT IS HEREBY NOTIFIED THAT ANY DISSEMINATION, DISTRIBUTION, OR DUPLICATION OF THIS TRANSMISSION OR ITS CONTENTS IS PROHIBITED. IF YOU SHOULD RECEIVE THIS TRANSMISSION IN ERROR, PLEASE DELETE THE FILE FROM YOUR SYSTEM, AND DESTROY ANY HARD COPIES OF THIS TRANSMISSION. THANK YOU.

1. The sender is not a valid valdosta.edu address, but rather a @pugmarks.com address. The name is also a generic “Admin Team” which does not match up with the email address.
2. The subject line is in all capitals and using multiple exclamation marks trying to get your attention.
3. **Hovering your mouse over the link**, you can see that this is not a valid valdosta.edu address, but rather an external site trying to steal your credentials or install malicious software.



Examples of Phishing Attacks

Link manipulation

From: Verizon Wireless <noreply@tin.com> **1**
Sent: Wednesday, December 10, 2014 12:44 PM **2**
Subject: Account Locked

The linked image cannot be displayed.
The file may have been moved, renamed...

The linked image cannot be displayed. The file may have been moved, renamed, or deleted. Verify that the link points to the correct file and location.

Unusual Activity

Your account access has been locked for security. <http://awarenesstimes.com/sl/index.htm>
Click to follow link

To unlock your account access, click: [Sign in to My Verizon](#) and proceed with the verification process.

3

Thank you for using My Verizon.

© 2014 Verizon Wireless

Verizon Wireless | One Verizon Way | Mail Code: 180WVB | Basking Ridge, NJ 07820


1. This is a common phishing email and looks completely legit, with the name of “Verizon Wireless”, but if you look at the actual email, it is an @tin.com address rather than a @verizon.com address.
2. Once again, the To: line is missing, indicating that this is a mass email that they want to avoid you seeing.
3. **Hovering your mouse over the link**, you can see that this does not take you to a Verizon website, but rather to a random website which would more than likely take your login information and take over your account to take your billing information.




Examples of Phishing Attacks

Social Engineering

4/8

 **Jane Smith**
Hey! Thanks for adding me as a contact!

4/13

 **Jane Smith**
Hey! I noticed you like Acme Sneakers. Check out this site—they have awesome prices!

Acme Sneakers for Cheap
<http://acmesneakers.premiumisp.net/store/a47ac0/index.html>
Chek out these awwsome deals on Acme Sneakers! Half price!
Buy them while they last!

1

 **Kathie Jernstedt** wrote at 12:59pm
Hey check this out!
I just got myself a free \$500 gift card to macys
I'm gonna have so much fun!
You all should get one yourself
check out the url below!
<http://2url.org/?67562>

The example on the left is a targeted social engineering attack. Cybercriminals scan your profile for your likes and then send you a crafted message over social media trying to trick you into clicking the link, which would then steal your social media login and take over your profile sending out more phishing attacks to your friends/contact list.

The one on the right is an example of a mass phishing attack through social media. No doubt many of you have seen these in Facebook, from random people in messages, or from your friends through their timelines. Upon clicking the link, it would prompt you to log in again, but this time to a fake Facebook page, and steal your log in information and take over your profile sending out the same or another mass phishing attack to your friends and contacts.



Can you spot the tell-tale signs of a phishing email?

From: [REDACTED]@Vanderbilt.Edu>
Sent: Monday, December 8, 2014 6:35 AM
To: [REDACTED]
Subject: RE: ITS HELP-DESK

Dear user,

The following evaluations have been assigned to you. Please log in to complete these evaluations.

[CLICK HERE TO EVALUATE USING SECURE ENCRYPTION](#)

NOTE: Your log in will time out after 60 minutes. Your responses will be lost if you do not click on the "secure" button before 60 minutes lapses. There is no prompt when your 60 minute session has expired. Please save extensive comments periodically and check your time.

ITS help desk

ADMIN TEAM

©Copyright 2014 Microsoft
All Right Reserved.



Can you spot the tell-tale signs of a phishing email?

[Redacted]@Vanderbilt.Edu> 1

Sent: Monday, December 8, 2014 6:35 AM

Subject: RE: ITS HELP-DESK 2

Dear user,

<http://its---access---desk.jigsy.com/>

The [Redacted] has been assigned to you. Please log in to complete these evaluations.

[CLICK HERE TO EVALUATE USING SECURE ENCRYPTION](#)

NOTE: Your log in will time out after 60 minutes. Your responses will be lost if you do not click on the "secure" button before 60 minutes lapses. There is no prompt when your 60 minute session has expired. Please save extensive comments periodically and check your time.

ITS help desk
ADMIN TEAM 3

©Copyright 2014 Microsoft 4
All Right Reserved.

1. The email address is not a valid valdosta.edu address, but rather a Vanderbilt.edu address. This is important because **only a valid valdosta.edu address will email you about anything email or help desk related.**
2. The To: and Cc: are missing so that you can tell this is a mass targeted email phishing attack.
3. **Hovering your mouse over the link**, you can see that this is not a valdosta.edu address but rather an external address trying to steal your credentials.
4. The signature is generic as to not alert you to any phishing attempt.



Can you spot the tell-tale signs of a phishing email?

From: [REDACTED]
Sent: Wednesday, January 21, 2015 2:58 PM
Subject: Account Update..

Attn: Faculty/Staff/Students,

Your email account will soon be suspended (Reason: Quarterly quota maintenance). To update your email account, please [CLICK HERE](#) immediately for reactivation of your Web-Mail Account.

This message is from Webmail Administrator Messaging Center to all Webmail Account Owners. Please follow instruction on this message and your account will be updated within 24hours. We sincerely apologize for this unusual problem.

Thank you for using our online services.
Webmail Administrator.



Can you spot the tell-tale signs of a phishing email?

From: [REDACTED] **1**
Sent: Wednesday, January 21, 2015 2:58 PM
Subject: Account Update..

2

Attn: Faculty/Staff/Students,

<http://mstitches.twomini.com/gbriton/>
Click to follow link

Your email account will soon be suspended (Reason: Quarterly quota maintenance). To update your email account, please [CLICK HERE](#) immediately for reactivation of your Web-Mail Account.

3


This message is from Webmail Administrator Messaging Center to all Webmail Account Owners. Please follow instruction on this message and your account will be updated within 24hours. We sincerely apologize for this unusual problem.

Thank you for using our online services.
Webmail Administrator. **4**

1. The first thing to ask yourself, do I know this person and should they be emailing me about email accounts. If you answered no, then more than likely it is a phishing attempt.
2. The To: and Cc: are not showing so that you won't be able to tell this is a mass email attempting to get as many people as possible.
3. **Hovering your mouse over the link**, you can see that this is not a valid valdosta.edu address, but rather an external address attempting to get your email credentials or install malicious software. This should be your main "Aha" moment to let you know that this is indeed a phishing email.
4. The signature is generic and trying to lull you into a false sense of security by saying this is the "Webmail Administrator"



Tips to protect yourself from Phishing emails.

- I.T. will **NEVER** ask for your password over email. Please be wary of any emails asking for passwords. **Never send passwords, bank account numbers, or other private information in an email.**
- Be cautious about opening attachments and downloading files from emails, regardless of who sent them. These files can contain viruses or other malware that can weaken your computer's security. If you are not expecting an email with an attachment from someone, such as a fax or a PDF, please **call** and ask them if they indeed sent the email. If not, let them know they are sending out Phishing emails and need to change their email password immediately.
- **Never** enter private or personal information into a popup window.
- If there is a link in an email, use your  mouse to hover over that link to see if it is sending you to where it claims to be, this can thwart many phishing attempts.
- Look for '**https://**' and a **lock icon** in the address bar before entering any private information on a website.
- Look for spelling and bad grammar. Cybercriminals are not known for their grammar and



What to do when you think you received a phishing email.

- First, **do not** click on any links within the email or download any attachment. Forward the email to abuse@valdosta.edu for Information Security to examine and determine if legitimate.
- If there is an attachment in the email, and you recognize the sender but aren't expecting an attachment from them, please **call** them and ask if it is legitimate.



Signs of a Phishing Phone Call:

- You've been specially selected (for this offer).
- You'll get a free bonus if you buy our product.
- You've won one of five valuable prizes.
- You've won big money in a foreign lottery.
- This investment is low risk and provides a higher return than you can get anywhere else.
- You have to make up your mind right away.
- You trust me, right?
- You don't need to check our company with anyone.
- We'll just put the shipping and handling charges on your credit card.



Tips to protect yourself from Phishing phone calls.

- Don't buy from an unfamiliar company. Legitimate businesses understand that you want more information about their company and are happy to comply.
- Always check out unfamiliar companies with your local consumer protection agency, Better Business Bureau, state attorney general, the National Fraud Information Center, or other watchdog groups.
- Obtain a salesperson's name, business identity, telephone number, street address, mailing address, and business license number before you transact business. Some con artists give out false names, telephone numbers, addresses, and business license numbers. Verify the accuracy of these items.
- Don't pay for a "free prize." If a caller tells you the payment is for taxes, he or she is violating federal law.
- **Never** send money or give out personal information such as credit card numbers and expiration dates, bank account numbers, dates of birth, or social security numbers to unfamiliar companies or unknown persons.
- If you have been victimized once, be wary of persons who call offering to help you recover your



What to do if you think you are receiving a Phishing Call

- Always look up the phone number in Google. Often times, others have received these calls before and will log the number and the type of scam to different websites. Some of the websites are 800notes.com, callercenter.com, and callercomplaints.com. Users will let you know whether or not this is a scam, and what the caller will ask for.
- Resist pressure to make a decision immediately.
- **Keep your credit card, checking account, or Social Security numbers to yourself.** Don't tell them to callers you don't know — even if they ask you to “confirm” this information. That's a trick.
- Get all information in writing before you agree to buy.
- Beware of offers to “help” you recover money you have already lost. Callers that say they are law enforcement officers who will help you get your money back “for a fee” are scammers.
- Report any caller who is rude or abusive, even if you already sent them money. They'll want more.
Call **1-877-FTC-HELP** or visit **[ftc.gov/complaint](https://www.ftc.gov/complaint)**.



Additional Resources.

<http://www.antiphishing.org/>

<http://www.fraudwatchinternational.com/phishing-alerts>

<http://phishme.com/>

<http://www.onguardonline.gov/phishing>

<http://www.consumer.ftc.gov/articles/0076-phone-scams>

<http://www.fbi.gov/scams-safety/fraud>

Sources

1. <http://phishme.com/phishing-social-media-infographic/>
<http://en.wikipedia.org/wiki/Phishing>
<http://www.onguardonline.gov/phishing>