

Seatbelt Safety

*One Of The Most Overlooked
Safety Items On Automobiles Is
The Seat Belt!*



Safety Belts

Perhaps one of the most overlooked safety items on automobiles is the seat belt. Most people do not give seat belts a second thought, but they should check them to insure their families safety.

Seat belts are still the **MOST** effective means of reducing fatalities and serious injuries in a traffic crash. In fact, seat belts save over 10,000 lives in America every year.



Safety Belts



The sad fact is that yearly thousands of people still die in traffic crashes. When a vehicle is involved in a crash, passengers are still traveling at the vehicles original speed at the

moment of impact. When the vehicle finally comes to a complete stop, unbelted passengers slam into the steering wheel, windshield or other part of the vehicle's interior. (Ouch!)

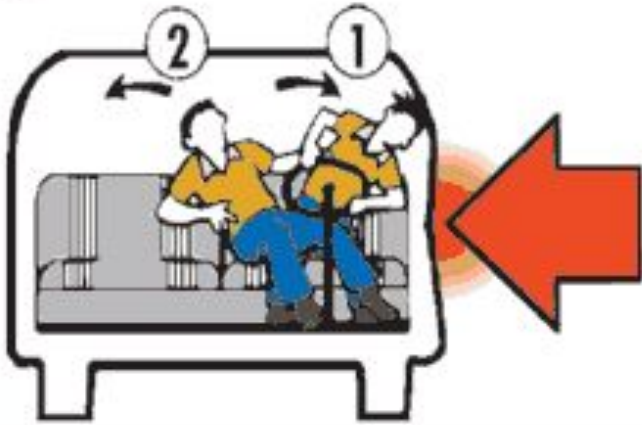
Safety Belts

Seat belts are your best protection in a crash. They are designed so that the forces in a crash are absorbed by the strongest area of your body -- the bones of your hips, shoulders and chest. They keep you in place so that your head, face and chest are less likely to strike the windshield, dashboard, other vehicle interiors, or other passengers. They also keep you from being thrown out of a vehicle.



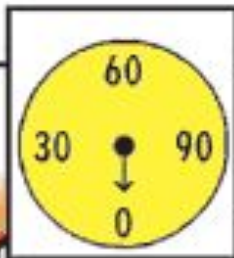
IMPACTS

If the big arrow were another car hitting yours on the side:

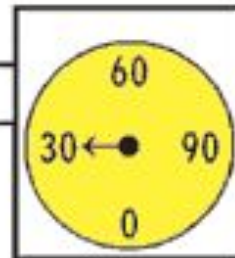


1. You would first be thrown against the driver's door.
2. Then you would "rebound" and be thrown toward the passenger door.

CAR



DRIVER



The pictures illustrate what can happen in an accident. Your car stops, but you keep on going at the same speed you were traveling until you hit the dashboard or windshield. At 30 mph this is like hitting the ground from the top of a three-story building. If you were struck from the side, the impact could push you back and forth across the seat. Belts and straps keep you in a better position to control the car.

Safety Belts

Top 4 Reasons To Wear Your Seat Belt

- Seat belts can save your life in a crash.
- Seat belts can reduce your risk of a serious injury in a crash.
- Thousands of the people who die in car crashes each year might still be alive if they had been wearing their seat belts.
- It's easy. It only takes three seconds.

Safety Belts

Seat belt inspection is a part of an annual requirement for ordinary family cars. In the racing world seat belts in race cars must be replaced every other racing season. This is an expensive rule but it keeps every driver safe.



Safety Belts

- Seat belts can rot, seams can deteriorate, and webbing can become cut or torn.
- It only takes a few minutes to inspect your seat belts. Check for all of the conditions listed previously. Older vehicles should be closely checked due to age and wear.

Safety Belts



To check the seat belt retractors, you must actually strap in and find a safe spot where you can do a quick stop.

While stopping you should feel the seat belts lock so your body weight can not move forward. Once the vehicle comes to a stop the seat belt should be able to be pulled out smoothly and freely.

Safety Belts

So what's the right way to wear your safety belt?

- The lap belt or lap portion of the lap/shoulder belt should be adjusted so it is low and snug across the pelvis/lap area. **NEVER ACROSS THE STOMACH.**
- The shoulder belt should cross the chest and collarbone and be snug. The belt should never cross the front of the face OR be placed behind your back.

Safety Belts

- Sit up straight. Slouching causes the lap belt to ride up. A belt worn too loosely could allow you to slide under it in a crash.
- Check your lap belt several times during a trip, even a short one. Make sure it stays low and snug. In some lap/shoulder belt systems, a tug on the shoulder belt will tighten your lap belt.

Safety Belts

- Consider clothing. A heavy coat can make it difficult to wear your belt correctly. For very bulky coats, it's best to take them off. To get the best possible fit when you wear your coat buckle up and then tuck any excess bulk towards your side. This will allow the lap belt to make proper close contact over the pelvic bones. A short jacket can easily be pulled out from under the belt.
- Always buckle up, even if pregnant. Make sure the belt stays snug and well below your abdomen.

Safety Belts and Airbags

- You still must buckle your seat belt even if you're riding in a car with an air bag. Air bags can cause injuries or even death when people are too close at time of deployment. Everyone should sit at least 10 inches away from where the air bag is stored.
- Young children who are riding in child safety seats or older children who are riding in booster seats should ride in the back seat, furthest away from an air bag. This is why children age 12 and under should always be properly buckled up in the back seat!

Safety Belts and Airbags

Secure your children safely. Children who have outgrown their regular car seats still may not be tall enough to safely wear a shoulder belt. It may cross their neck or face.

A correct fit can be achieved by raising the child up on a special car booster seat. Select a booster seat that will keep the lap belt low across the child's thighs or hips.



Safety Belts and Airbags



Front seat driver and passenger side air bags only work in frontal crashes, so if your car is hit on the side or rolls over, the air bag will not protect you - **ONLY** your seat belt, when worn properly, can do that!

Mistaken Beliefs About Seat Belts

*Have you heard these
stories before??*

Mistaken Beliefs About Seat Belts

“Seat belts can trap you inside a car.”

It actually takes less than a second to take off a seat belt. This scare tactic often describes a car that caught fire or sank in deep water. A seat belt may keep you from being “knocked out.” Your chance to escape is better if you are conscious.

Mistaken Beliefs About Seat Belts

“Seat belts are good on long trips, but I don’t need them if I’m driving around town.”

Half of all traffic deaths happen within 25 miles of home. Don’t take chances with your life or the lives of your passengers. Buckle up every time you drive.

Mistaken Beliefs About Seat Belts

“Some people are thrown clear in a crash and walk away with hardly a scratch.”

Your chances of surviving an accident are five times as good if you stay inside the car. A seat belt can keep you from being thrown into the path of another car.

Mistaken Beliefs About Seat Belts


“I’m only going to the store. My little brother or sister doesn’t need a child’s car seat, anyway. It’s too much hassle.”

Car accidents are the No. 1 preventable cause of death for children. Buckle them up in an approved safety seat. It’s worth it, and the law requires that you do.


When you get into a car—before you do anything else—get in the habit of buckling up.

Tie a ribbon on your wiper knob as a reminder. Set a good example. In a few weeks it'll feel strange to sit in a car not while wearing a seat belt. That's how it should feel.

**BUCKLE UP
FOR SAFETY**



**BUCKLE UP
FOR SAFETY**



**BUCKLE UP
FOR SAFETY**

