The background features a red and white grid pattern on the left side, transitioning into a white background with a border of colorful autumn leaves (red, orange, yellow) on the right. In the bottom left corner, there is a pink school bag, a stack of three books (blue, green, and white covers), and a red apple.

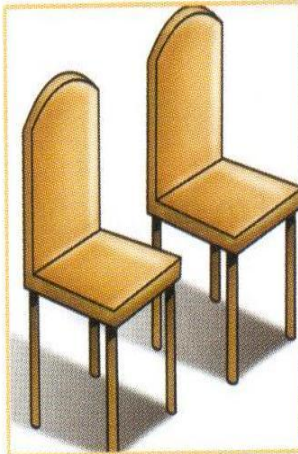
Множественное число существительных

Plurals


Презентацию подготовила:
Бурлакова Светлана Валентиновна
МОУ школа № 17 п. Томилино



cameras



chairs



snakes



parrots





doctors


Мн. число большинства существ. образуется при помощи окончания **-s**;
произносим /s/ parrots или /z/ chairs.




1 Посмотри на картинки и напиши существ. во мн. числе.





1 one apple • two *apples* ..



2 one bird • two





3 one shoe • two




4 one dolphin • two




5 one clown • two



6 one spider • two



bus




buses




brush



brushes



box



boxes



glass




glasses




watch



watches



potato



potatoes


Посмотри, прочитай и дополни правило.

Если существ. оканчиваются на **s, ss, sh, x** или **o** – окончание мн.числа ,
произносим /iz/.

НО



radio



radios



piano




pianos




photo



photos



video




videos



3 Посмотри на картинки и напиши существ. во мн. числе.



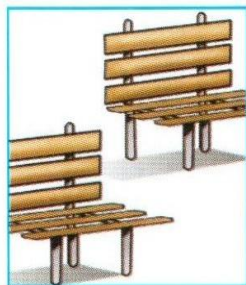
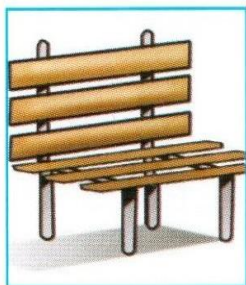
1 one watch • two *watches*



2 one fox • two





3 one mosquito • two



4 one bench • two



5 one dress • two



6 one tomato • two



butterfly



butterflies


BUT



boy




boys




thief



thieves




knife




knives

BUT



roof




roofs

Существительные оканчиваются на **согласную + y** → **ies**, произносим /z/.

Существительные оканчиваются на **гласные (a, e, i, o, u) + y** → **-ys**, произносим /z/.



Существительные оканчиваются на **f/ fe** → **-ves**, произносим /vz/.

4 Посмотри на картинки и напиши существв. во мн. числе.




1 toy

• *toys* •



2 leaf

• •




3 baby

• •



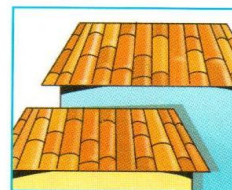
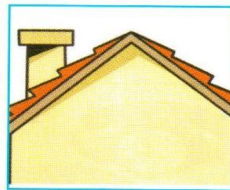
4 thief

• •





5 lorry

• •



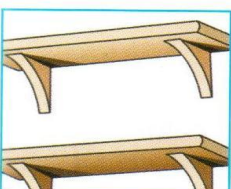
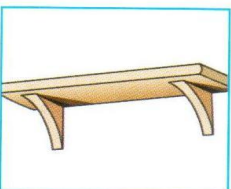
6 roof

• •



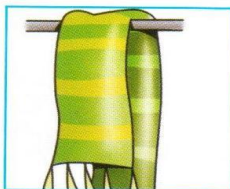
7 monkey

• •



8 shelf

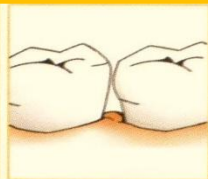
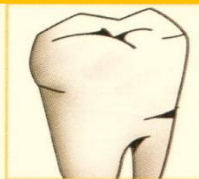
• •



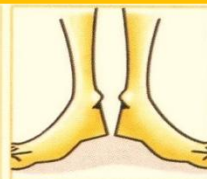
9 scarf

• •

Исключения



tooth – **teeth**



foot – **feet**



goose – **geese**




man – **men**



woman – **women**




child – **children**



sheep – **sheep**



fish – **fish**




deer – **deer**



mouse – **mice**



ox – **oxen**

The background features a grid pattern on the left side, transitioning into a field of autumn leaves in shades of red, orange, and yellow. In the bottom left corner, there is an illustration of a pink school bag, a stack of three books (blue, green, and white), and a red apple.

Спасибо за внимание!
Прошу сдать листочки с
выполненными
заданиями.

В презентации использованы материалы
учебника New Round-Up 2
Авторы Virginia Evans, Jenny Dooley,
Irina Kondrasheva