



# P770 Disassembly guide

# Contents

1. Disassembly tool
2. Phone structure
3. Follow chart
4. Explosive view

# 1. Disassembly tools




①crossing  
screwdriver



②tweezer




③crowbar



④chip



⑤anti\_static wrist



1、 Take proper anti-static measures: put on anti-static wrist/gloves and wear proper anti-static clothes.

2、 Prepare disassembling tools: metal forceps, cross screwdriver, crowbar, electric iron.

## 2 . Phone structure

- Front view

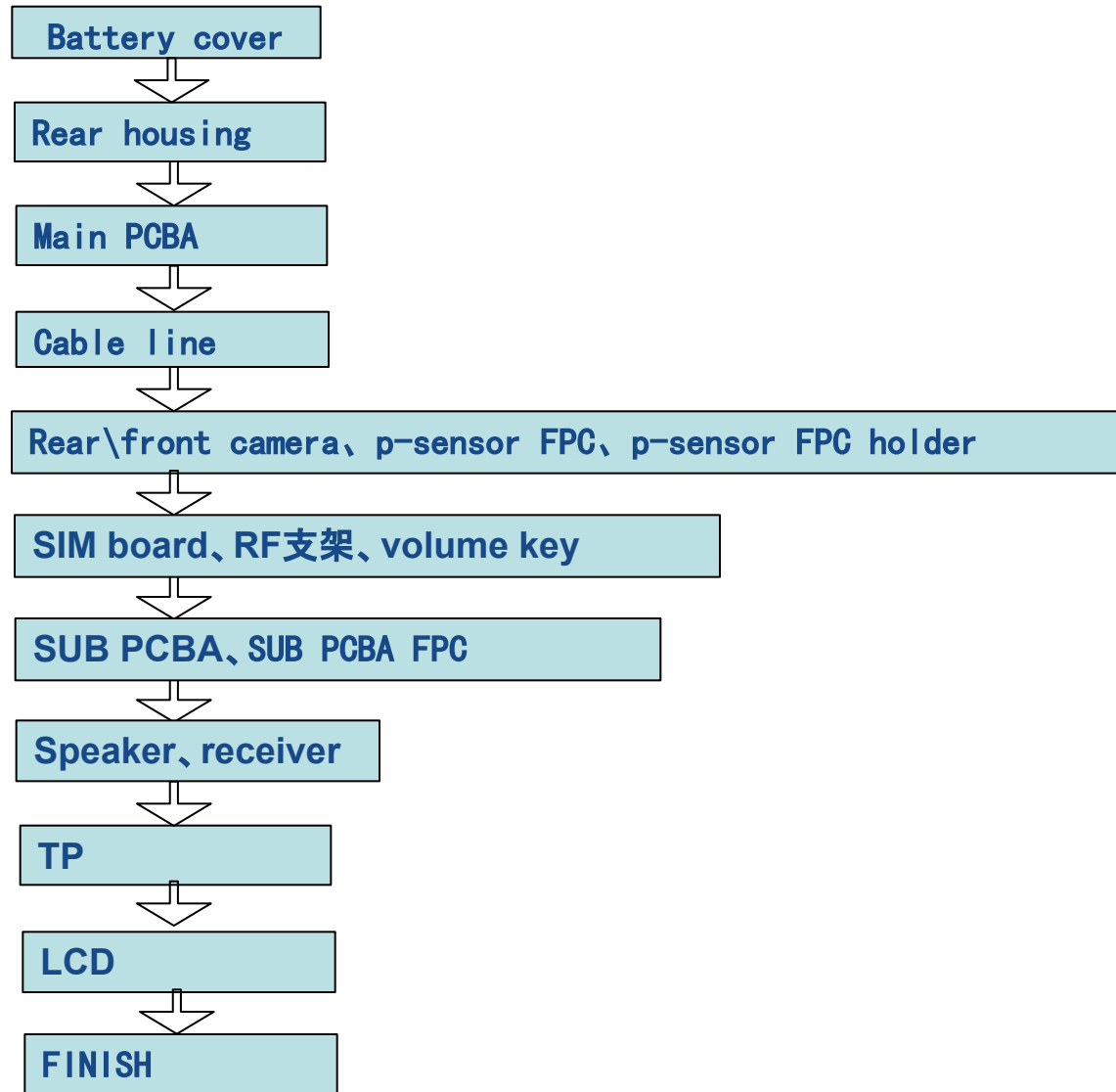


- Rear view



# 3 . Follow chart of Disassembling

- Follow chart



## 4 . Disassembly steps

- Attention

### Before the disassembly of P770:

1. Be sure that it' s powered off
2. Take out SIM and TF card

### Assembly

Reinstate to the condition before disassembly.

## 4. Disassembly steps

- Step1: battery cover



## 4. Disassembly steps

- Step2: Rear housing


1. Loosen and take down the screws





## 4. Disassembly steps


- Step2: Rear housing



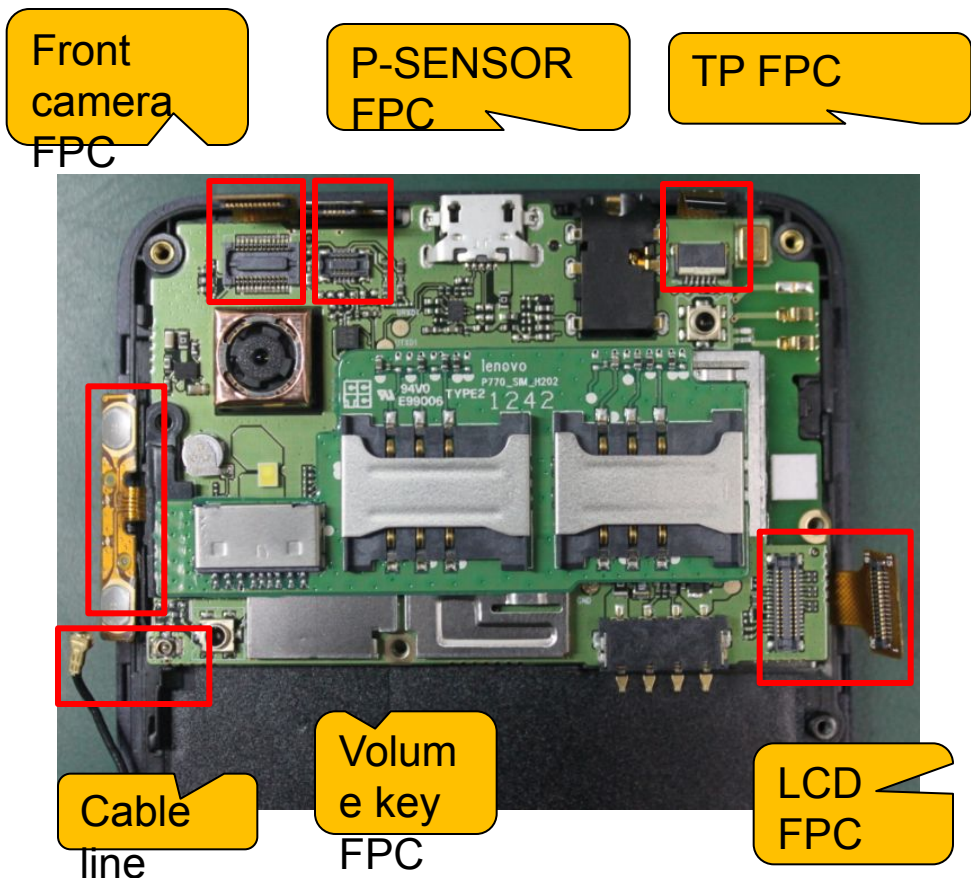
## 4. Disassembly steps

- Step3: Main PCBA

- ① Loosen screws



screws



Front camera FPC

P-SENSOR FPC

TP FPC

Cable line


Volum e key FPC

LCD FPC


## 4. Disassembly steps

### ● Step3: Main PCBA

① Loosen buckle

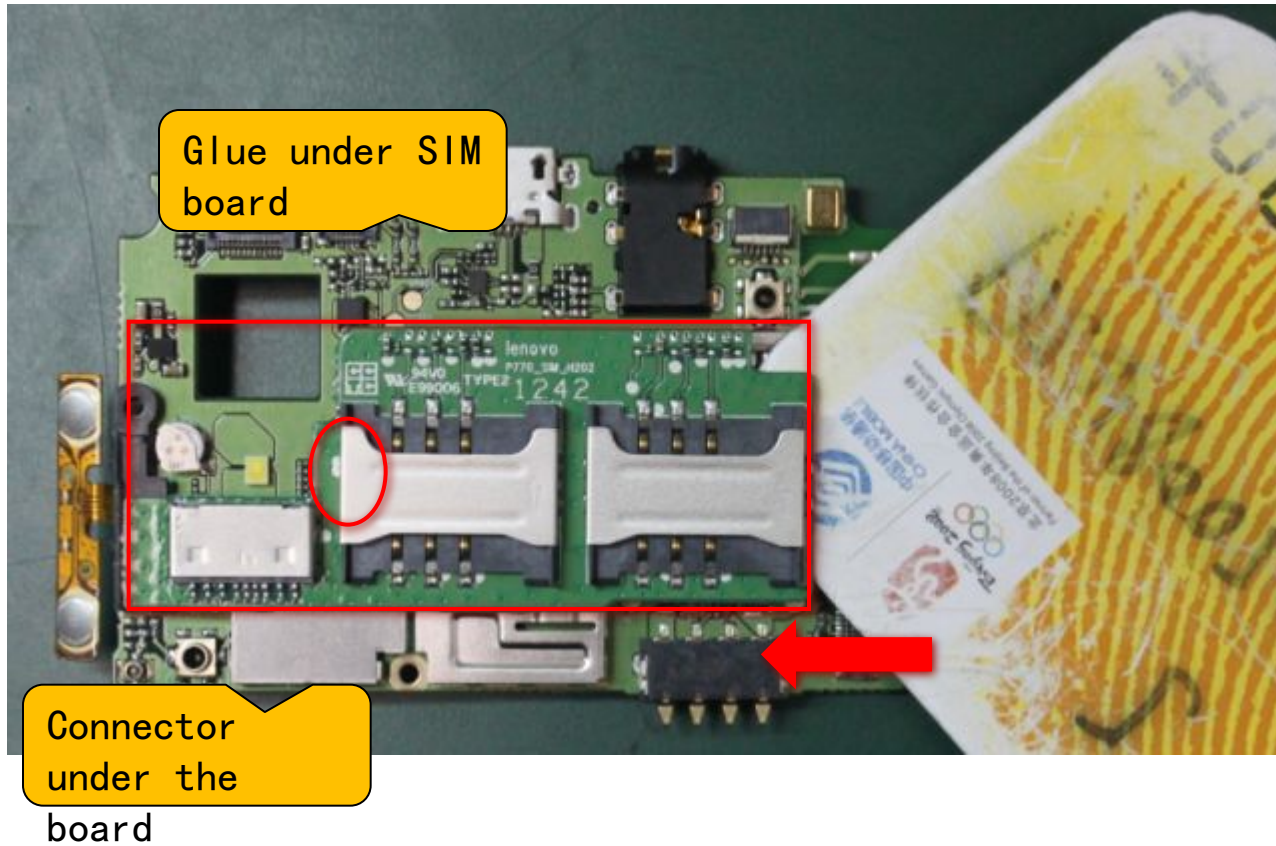


② Loosen SUB PCBA FPC




## 4. Disassembly steps

- Step4: sim board




## 4. Disassembly steps

- Step5: SUB PCBA



buck  
e



## 4. Disassembly steps

- Step6: TP

①use blow drier to heat up the TP around uniformly. To soft the glue and separate the TP from front housing.




Attention: 1、heating time not too long and the temperature not too high; 2、be careful of the FPC


## 4. Disassembly steps

- Step7: TP

② After glue is soft ,use the sucker to take down TP




③ Take attention to the TP FPC



## 4. Disassembly steps

- Step8: LCD





## 5. Explosive view



# FINISH

**thank you** grazie **merci** danke **grazias** 谢谢 **спасибо**  
gracias **obrigado** ありがとう **dank** takk **bedankt** dakujem

**lenovo**  
**联想移动**