

# CHET TILLARNI O‘QITISHDA ILG‘OR PEDAGOGIK TEXNOLOGIYA VA “CLIL” METODI

MODERATOR: **S.A.KAZAKOVA**  
RTM BO‘LIM BOSHIG‘I

*2019 yil avgust*





**LISTEN**

1



**SPEAK**

2



**READ**

3



**WRITE**

4

**NUTQ KO'NIKMASI**

?


**O'qitilishi haqida  
umumiy ma'lumot**




**O'quv qo'llanma majmualari:  
darslik, multimedia ilovasi,  
o'qituvchi metodik qo'llanmasi**



**DTS va o'quv dasturlar**



**O'qitish  
metodikasi**



**Kelgusidagi  
vazifalar**



# UMUMIY O'RTA TA'LIMDA CHET TILLARNING O'QITILISHI HAQIDA UMUMIY MA'LUMOT



Maktablar:  
**9,691**



1-11 sinflar:  
**5.8 mlndan  
ortiq**


Chet tillarni o'rganuvchilar:



**89.6 %**



**6.1 %**



**4.3 %**



Chet (ingliz, nemis, fransuz) til fani  
Xalq ta'limi vaziri tomonidan tasdiqlangan  
**o'quv reja** asosida o'qitladi

# DTS VA O'QUV DASTURLAR



**8-9 sinflar**

**2010 yildagi  
optimallashtirilgan DTS**



**1-7 sinflar**

**2013 yildagi  
DTS va o'quv dasturlar**



**10-11 sinflar**

**Umumiy o'rta va o'rta maxsus,  
kasb-hunar ta'limining umumta'lim  
fanlari bo'yicha malaka talablari**



## Davlat ta'lim standarti 2010

Tilni o'qitishning maqsad va vazifalari

Tarbiyaviy maqsad

Ta'limiy maqsad

Amaliy maqsad

Rivojlantiruvchi maqsad

Til bo'yicha bilim, malaka va ko'nikmaning shakllanishi

Birinchi bosqich 5-6 sinflar

Ikkinchi bosqich 7-9 sinflar



## Davlat ta'lim standarti 2013

O'quv fanining maqsad va vazifalari:

Lingvistik kompetensiya

Sotsiolingvistik kompetensiya

Pragmatik kompetensiya

Chet tilni amaliy o'rganishga  
qo'yiladigan talablar

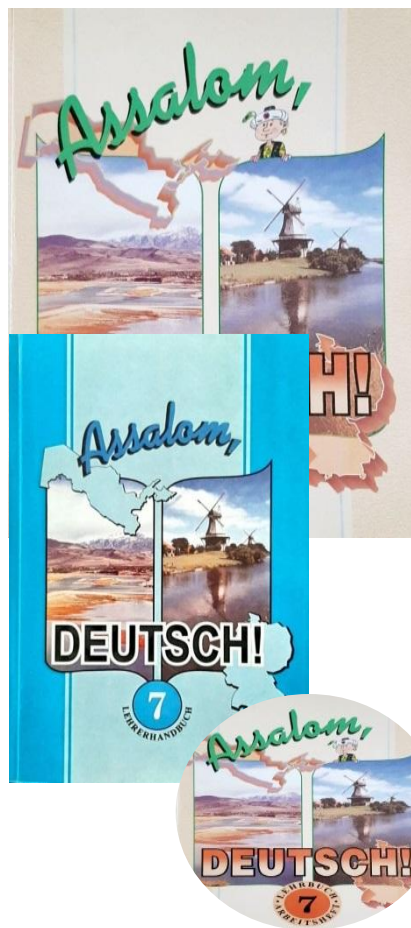
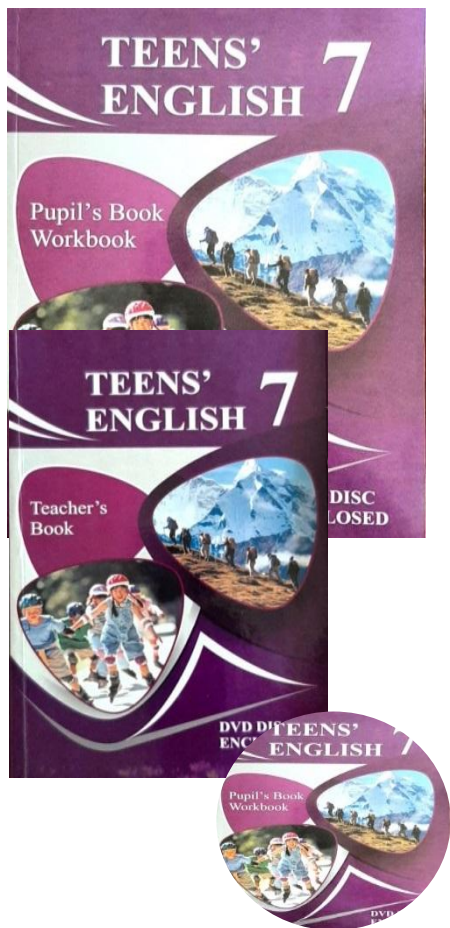
*Birinchi bosqich (A1, A1+)*

*Ikkinchi bosqich (A2, A2+)*





# 2019-2020 o'quv yili uchun qayta nashr etilgan darsliklar





**2019 YILDA QAYTA NASHR ETILGAN  
7-SINF DARSLIKLARIDAGI AYRIM  
O'ZGARISHLAR**





# INGLIZ TILI DARSLIGIDAGI O'ZGARISHLAR

Unit	Titles	Page
<b>1</b>	<b>CITY AND VILLAGE</b>	
	1 Toshqo'rg'on	6
	2 How do I get to ... ?	7
	3 Language Centre	8
	4 Cambridge	9
	5 Apple Day	10
	6 Project	11
	Pronunciation, Grammar and Word Building	12
	Homework	13

<b>5</b>	<b>CLOTHES</b>	
	1 National costumes	38
	2 What size do you take?	39
	3 School uniform	40
	4 What's it made of?	41
	5 We think that ...	42
	6 Project	43
Pronunciation and Grammar	44	
Homework	45	

<b>8</b>	<b>GEOGRAPHY</b>	
	1 We're going to Britain	62
	2 We're in America	63
	3 East or west, home is best!	64
	4 Tashkent – capital city	65
	5 What do the flags say?	66
	6 Project	67
Pronunciation and Grammar	68	
Homework	69	

RESPUBLIKA TA  
CHET TILI BO'LI

Units	Titles	Page
<b>1</b>	<b>Where we live</b>	5
	1 Summer holidays are fun.	6
	2 What is the capital city?	7
	3 Water is life.	8
	4 Life in big cities	9
	5 Life in villages	10
	6 Project Our dream city	11
7 Home reading	12	

<b>5</b>	<b>What we wear</b>	37
	1 What do my clothes say about me?	38
	2 What are you wearing?	39
	3 What size do you take?	40
	4 What's it made of?	41
	5 Do yo have a ...?	42
	6 Project	43
7 Home reading	44	

<b>8</b>	<b>Geography</b>	61
	1 We are not alone!	62
	2 Which continent is the largest?	63
	3 Uzbekistan is divided into ...	64
	4 Have you ever been to the desert?	65
	5 The world's greatest travellers	66
	6 Project	67
7 Home reading	68	

elektron resurs:rt

## Inquiry question:

Why don't we feel well?

## Inquiry theme:

To understand why we do not feel well

## In this unit you will ...

- ✓ read short texts, fact files, e-mails
- ✓ listen to dialogues and messages
- ✓ learn about the importance of keeping healthy diet and habits
- ✓ learn why we do not feel well and what to do in order to avoid problems
- ✓ learn about problem-cause-effect-solution relationship
- ✓ learn how to give advice

## HOME READING

### Harry Potter and the Philosopher's Stone



The Dursleys had all they wanted, but they also had a secret. The secret was about the Potters. Mrs. Potter was Mrs. Dursley's sister, but Mrs. Dursley did not like her sister. The Dursleys knew that the Potters had a baby son, but they did not want to see him.

The story started on Tuesday when Mr. and Mrs. Dursley woke up. They did not see a large owl behind their window. At half past eight, Mr. Dursley left the house and got into his car. On the corner of the

sad when somebody talked about her sister. When he left the building at five o'clock, he met a small man. He was wearing a violet cloak.

"Sorry", Mr. Dursley said to the small old man. The small man answered: "Don't be sorry, my dear sir. You should be happy that You-Know-Who has gone at last! Even Muggles like you, should celebrate this happy, happy day!"

Mr. Dursley could not move when he heard it. Someone called him a "Muggle"? He did not understand what it meant. He turned to his car and went home.

As he drove to house No.4, he saw that cat again. It was now sitting on his garden wall. It was looking at him.


"Shoo!", said Mr. Dursley loudly. The cat did not move. It just looked at him angrily. "Was this a normal cat?" Mr. Dursley thought and went into the house.

Mrs. Dursley had a nice, normal day. Mr. Dursley tried to act normally. When Dudley went to bed, he went into the living room to watch the evening news. He heard on the news that there were a

**Darslikning har bir bo'limida o'quvchilar egallashi lozim malakalar belgilab berilgan**

**O'quvchilarda o'qib tushunish ko'nikmasini rivojlantirish maqsadida "HOME READING" sahifasida qisqa matnlar berilgan**

# 7-SINF **FRANSUZ TILI** DARSLIGIDAGI O‘ZGARISHLAR



**2013 yilda chop etilgan  
darslik**



**2019 yilda qayta nashr  
qilingan darslik**

**Unite IV. Les jeunes et la mode  
Lecon 9. Je voudrais acheter  
Lecon 10. Au carnaval  
Bilan IV**



**Unite IV. A la mode ou pas a la  
mode  
Lecon 9. Je voudrais acheter  
Lecon 10. Au carnaval  
S'entretenir  
Evaluation IV**

# DARSLIKKA KIRITILGAN YANGILIKLAR

## Oldingi nashrdagi “Bilan” mavzulari olib tashlanib, har bir bo‘lim so‘ngiga “S’entrener” va “Evaluation” sahifalari kiritilgan

### S'ENTRAINER

Exprimer vos préférences sur le sport:

1. Interrogez vos copains ou copines à propos de leurs goûts sportifs.

2. Quel est le sport correspondant à chaque règle?

1. Il est interdit de toucher le ballon avec les bras. Sport:	<i>le rugby</i>
2. Il faut jouer une balle avec un club depuis l'aire de départ jusque dans le trou en la frappant d'un coup ou de coups successifs. Sport:	<i>le football</i>
3. Il est interdit de dribbler une fois le dribble arrêté. Sport:	<i>le basketball</i>
4. Le joueur ne peut faire une passe à la main à un autre joueur que vers l'arrière ou latéralement. Sport:	<i>le golf</i>
5. En compétition, un assaut se déroule sur une piste de 14 mètres de long sur 1,5 mètre de large. Sport:	<i>le tennis</i>
6. Le joueur qui sert doit impérativement être placé derrière la ligne de fond de court au moment où il frappe son service. Sport:	<i>l'escrime</i>
7. Trois pas sont autorisés avec la balle. Sport:	<i>le handball</i>

Développer les situations:

3. Votre copain vous propose d'aller vous entraîner avec lui au centre sportif. Proposez un dialogue. Employer bien les pronoms «en» et «y»:

4. Lisez les questions et répondez-y:

Modèle: Vous faites toujours de la voile? – Oui ... Non ... Jamais ...  
 ... Tu penses encore à cette histoire-là? – Oui ... Non ... Plus ...

Faites des superlatifs, selon le modèle.

	Age	Taille	Poids
Dominique	32 ans	1,80 m	75 kg
Pierre	25 ans	1,65 m	56 kg
Anne-Marie	16 ans	1,70 m	68 kg

Anne-Marie est la plus jeune. \_\_\_\_\_

69

### EVALUATION 3

1. COMPREHENSION ORALE. Ecoutez l'enregistrement et trouvez la photo correspondante.



a



b



c



d

2. COMPREHENSION ECRITE. Lisez ce petit texte et complétez-le avec les mots de la liste. Inventez la fin et donnez un titre.

Le soir, elle commence à rougir. Elle rit beaucoup. Elle jette ses jambes en l'air. On ne sait pas comment la calmer. Maman dit: «Qu'elle est gaie».

Mais papa est inquiet. La nuit, elle ... mal. Elle tourne et se retourne dans son petit ... Elle a de ... Il faut faire venir ...

Le matin, le médecin vient. Il l'examine attentivement. Il dit qu'elle a une grosse... et qu'il faut prendre garde parce que cela peut être ... Papa devient pâle, maman se met à ... à grosses larmes. Trott a peur. Il aime beaucoup Lucette. Pauvre Lucette! Elle a l'air si fatiguée!

Trott ne reconnaît pas sa petite soeur. Elle, qui est toujours si..., qui bouge et saute tout le temps, a maintenant beaucoup changé. Elle ne crie plus, elle ne ... plus, elle ne rit plus. Mais quelques jours passeront et Lucette ...

*Lit, la fièvre, pleurer, le médecin, bouge, dort, bronchite, grave, gaie, guérira.*

3. PRODUCTION ECRITE. Vous vous êtes blessé pendant votre séjour à la montagne. Vous allez chez le médecin. Ecrivez le dialogue.

4. PRODUCTION ORALE. Un ou une de vos amis/amies est très gros/grosse. Quels conseils pouvez-vous lui donner pour être en bonne forme.

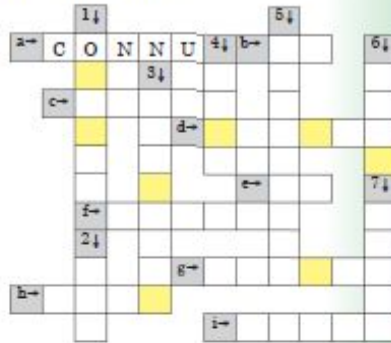
46



# Qayta nashr etilgan darslikdagi har bir mavzu mazmuniga o'zgartirishlar kiritilgan bo'lib, o'quvchilarda tinglab tushunish, o'qib tushunish, yozish, gapirish ko'nikmalarini rivojlantiruvchi test, mashq, krossvord boshqotirmalar kiritildi.

11. Complétez la grille avec les participes passés des verbes proposés. Associez les lettres des cases colorées pour former un autre participe passé.

- |              |              |
|--------------|--------------|
| a. connaître | 1. offrir    |
| b. devoir    | 2. dire      |
| c. fermer    | 3. réfléchir |
| d. choisir   | 4. recevoir  |
| e. voir      | 5. découvrir |
| f. refuser   | 6. faire     |
| g. obtenir   | 7. vouloir   |
| h. finir     |              |
| i. vendre    |              |



12. Les mots masqués. Retrouvez sept sports.

F	O	V	E	L	O	B	O	X
C	O	U	N	R	F	O	T	G
M	A	N	A	B	A	T	E	O
F	O	O	T	B	A	L	L	L
G	Y	N	A	E	S	C	A	F
A	P	O	T	E	N	N	I	S
V	S	K	I	S	T	A	V	E
I	S	B	O	X	E	M	I	R
A	X	A	N	O	U	R	S	E

13. Reliez un article à un lieu.

- |              |             |
|--------------|-------------|
| Je viens ... |             |
| a) du        | 1) plage    |
| b) de la     | 2) cinéma   |
| c) des       | 3) hôpital  |
| d) de l'     | 4) Afrique  |
| e) de        | 5) Pays-Bas |
| f) d'        | 6) France   |



## LIRE ET COMPRENDRE

1. Lisez le dialogue en observant l'image ci-contre. Jouez ce dialogue.



Laurence: Sylvie, regarde, comment tu trouves ce pull?  
 Sylvie: Super! C'est à la mode. Où est-ce que tu l'as acheté?  
 Laurence: Dans un grand magasin.  
 Sylvie: Pourquoi as-tu choisi le noir?  
 Laurence: Cette couleur me plaît. Je préfère les vêtements sombres.  
 Sylvie: Bof?! Ça coûte combien?  
 Laurence: Pas cher, 9,20 euros.  
 Sylvie: Moi aussi, je voudrais acheter un pull comme ça.  
 Laurence: Je peux aller avec toi pour t'aider à choisir.  
 Sylvie: D'accord.

2. Maintenant, c'est à vous de parler:

Situation 1: Aidez Sylvie à choisir des vêtements.

Situation 2: Vous essayez des vêtements et vous demandez à votre copain ou copine son avis sur la forme, sur la couleur, sur le prix ...

3. Regardez l'image et faites parler ces personnages:

Exemple: Comment tu trouves, cette chemise?  
 Elle est jolie, mais ... Continuez.



# 2019 yilda qayta nashr etilgan 7-sinf nemis tili darsligiga kiritilgan o'zgarishlar

## 2013 yilda chop etilgan darslik

## 2019 yilda qayta nashr qilingan darslik

### Lektion 6 Olympisches Kaleidoskop Seite 41

<b>Die Olympischen Spiele:</b> <ul style="list-style-type: none"> <li>- Die Antike</li> <li>- Die Neuzeit</li> <li>- Olympische Symbole</li> <li>- Quiz</li> </ul>	<b>Grammatik:</b> <ul style="list-style-type: none"> <li>- Verben mit Präpositionen</li> </ul>
--	--

### Lektion 7 Gesundheit ist das höchste Gut! Seite 49

<b>Gesundheit:</b> <ul style="list-style-type: none"> <li>- Körperteile</li> <li>- Krankheiten/Krankheitssymptome</li> <li>- Traditionelle Hausmittel</li> <li>- Beim Arzt</li> </ul>	<b>Grammatik:</b> <ul style="list-style-type: none"> <li>- Reflexivpronomen im Akkusativ und Dativ</li> <li>- Präposition „gegen“</li> </ul>
---	--

### Lektion 8 Einen persönlichen Stil haben! Seite 57

<b>Kleidung:</b> <ul style="list-style-type: none"> <li>- Kleidungsstücke</li> <li>- Modeartikel</li> <li>- Im Geschäft</li> </ul>	<b>Grammatik:</b> <ul style="list-style-type: none"> <li>- Deklination der Adjektive nach unbestimmtem Artikel im Nominativ, Akkusativ und Dativ</li> <li>- Demonstrativpronomen</li> </ul>
--	---

### Lektion 9 Mode ist super! Oder? Seite 63

<b>Mode:</b> <ul style="list-style-type: none"> <li>- Kleider machen Leute!</li> <li>- Frisur</li> <li>- Mode in Usbekistan</li> <li>- Trachten</li> </ul>	<b>Grammatik:</b> <ul style="list-style-type: none"> <li>- Deklination der Adjektive nach bestimmtem Artikel im Akkusativ und Dativ</li> </ul>
--	--

### Lektion 10 Lust auf Reisen Seite 73

<b>Reisen:</b> <ul style="list-style-type: none"> <li>- Planung einer Reise</li> <li>- Verkehrsmittel</li> <li>- Reiseangebote</li> <li>- Auskunft beim Reisebüro</li> </ul>	<b>Grammatik:</b> <ul style="list-style-type: none"> <li>- Personalpronomen im Akkusativ und Genitiv</li> <li>- Temporale Nebensätze mit „als“ und „wenn“</li> </ul>
--	--

Arbeitsheft .....	81
Grammatikübersicht .....	112
Wörterbuch .....	117
Liste der unregelmäßigen Verben .....	140
Quellenverzeichnis .....	141

📄 - Texte anhören, lesen und nachsprechen      📻 - Texte anhören und verstehen

### Lektion 7 Gesundheit ist das höchste Gut! Seite 53

<b>Gesundheit:</b> <ul style="list-style-type: none"> <li>- Körperteile</li> <li>- Krankheiten/Krankheitssymptome</li> <li>- Traditionelle Hausmittel</li> <li>- Beim Arzt</li> </ul>	<b>Grammatik:</b> <ul style="list-style-type: none"> <li>- Reflexivpronomen im Akkusativ und Dativ</li> <li>- Präposition „gegen“</li> </ul>
---	--

### Lektion 8 Einen persönlichen Stil haben! Seite 61

<b>Kleidung:</b> <ul style="list-style-type: none"> <li>- Kleidungsstücke</li> <li>- Modeartikel</li> <li>- Im Geschäft</li> </ul>	<b>Grammatik:</b> <ul style="list-style-type: none"> <li>- Deklination der Adjektive nach unbestimmtem Artikel im Nominativ, Akkusativ und Dativ</li> <li>- Demonstrativpronomen</li> <li>- Hauptsätze mit <i>deshalb</i> und <i>darum</i></li> </ul>
--	---

### Lektion 9 Mode ist super! Oder? Seite 69

<b>Mode:</b> <ul style="list-style-type: none"> <li>- Kleider machen Leute!</li> <li>- Frisur</li> <li>- Mode in Usbekistan</li> <li>- Trachten</li> </ul>	<b>Grammatik:</b> <ul style="list-style-type: none"> <li>- Deklination der Adjektive nach bestimmtem Artikel im Akkusativ und Dativ</li> </ul>
--	--

### Lektion 10 Lust auf Reisen Seite 77

<b>Reisen:</b> <ul style="list-style-type: none"> <li>- Planung einer Reise</li> <li>- Verkehrsmittel</li> <li>- Reiseangebote</li> <li>- Auskunft beim Reisebüro</li> </ul>	<b>Grammatik:</b> <ul style="list-style-type: none"> <li>- Personalpronomen im Akkusativ und Genitiv</li> <li>- Temporale Nebensätze mit „als“ und „wenn“</li> </ul>
--	--

### Lektion 11 Bunte Ecke Seite 85

- |                     |                          |
|---------------------|--------------------------|
| - Klassenfahrt      | - Fußball in meinem Land |
| - Mein Lieblingsort | - Mode                   |
| - Besondere Hobbys  | - Deutschlandreise       |



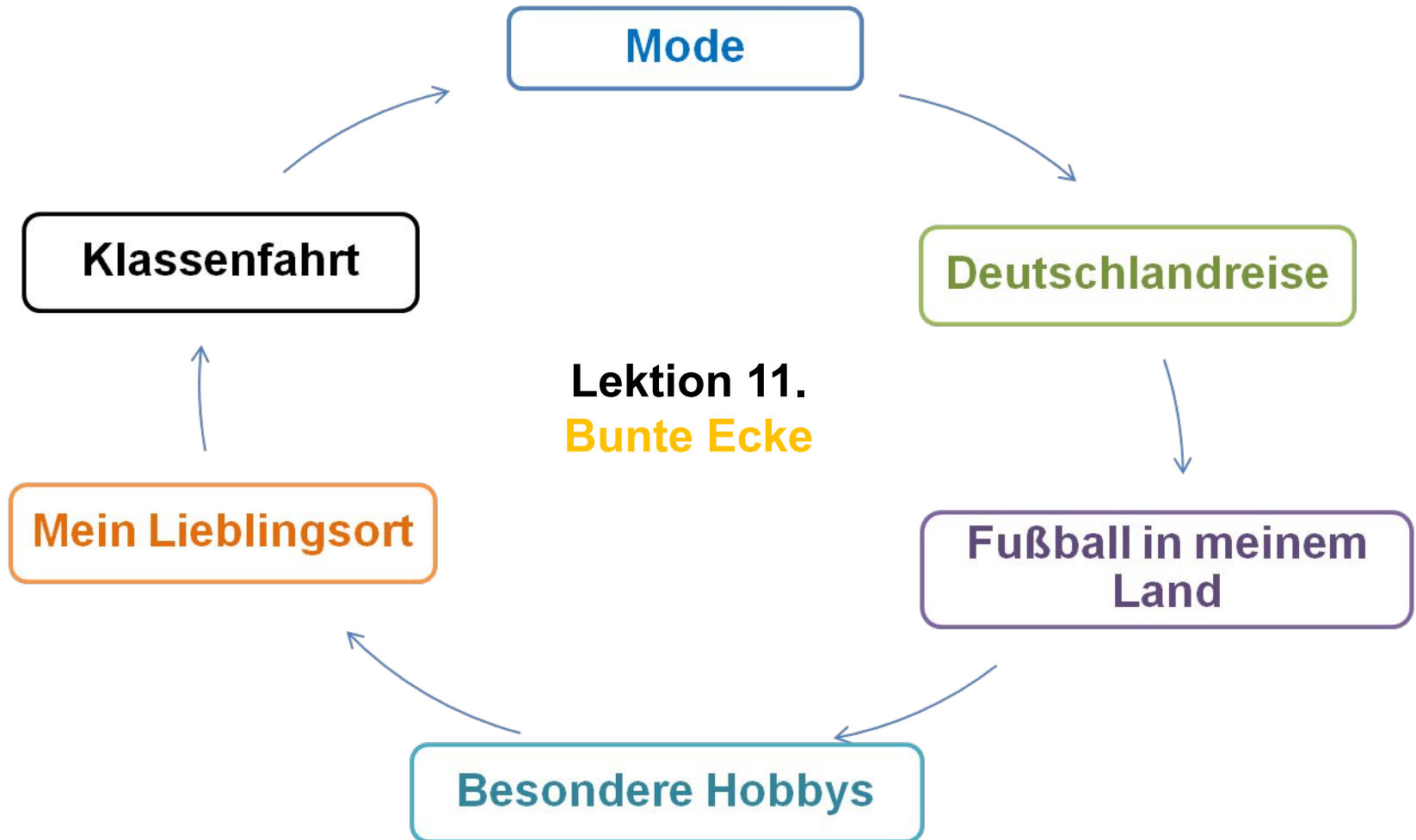


# 7-sinf nemis tili darsligiga kiritilgan yangi 11-bo'lim to'g'risida



2019 yilda qayta nashr etilgan nemis tili darsligining 11-bo'limini mualliflarimiz 5 ta tashabbusga bag'ishlagan holda **turizm, moda, sevimli mashg'ulotlar, sport va san'at** sohalariga oid mavzularni yoritishgan.

# Darslikka kiritilgan yangi BO'LIM va MAVZULAR

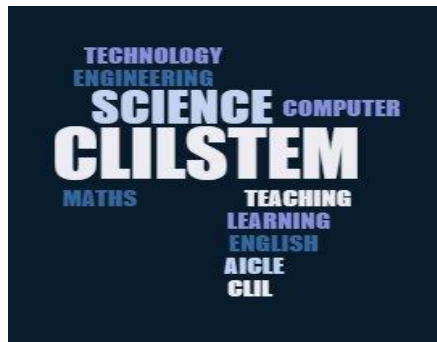






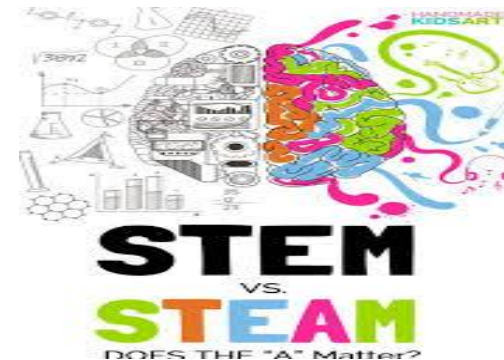
**CLIL** – mazmunni chet tillar orqali o'rganish innovatsion metodi

Har bir sohada **STEAM/STEM** fanlari bo'yicha mutaxassislarga bo'lgan ehtiyoj vujudga kelmoqda



mazmunni va chet tilni teng o'rgatish uchun **CLIL** innovatsion o'qitish metodidan foydalanish

**STEAM/STEM** ta'limi - tabiiy fanlar, texnologiya, muhandislik, san'at va matematika fanlari integratsiyasi



# CLIL (Content and Language Integrated Learning)

Mazmun va tilni integratsiyalashgan holda o'rganish



# CHET TIL O'QITUVCHISINING KASBIY SIFATLARI

---



1

**KREATIV**

2

**VATANPARVAR**

3

**IZLANUVCHAN**

4

**INTEGRATOR**

5

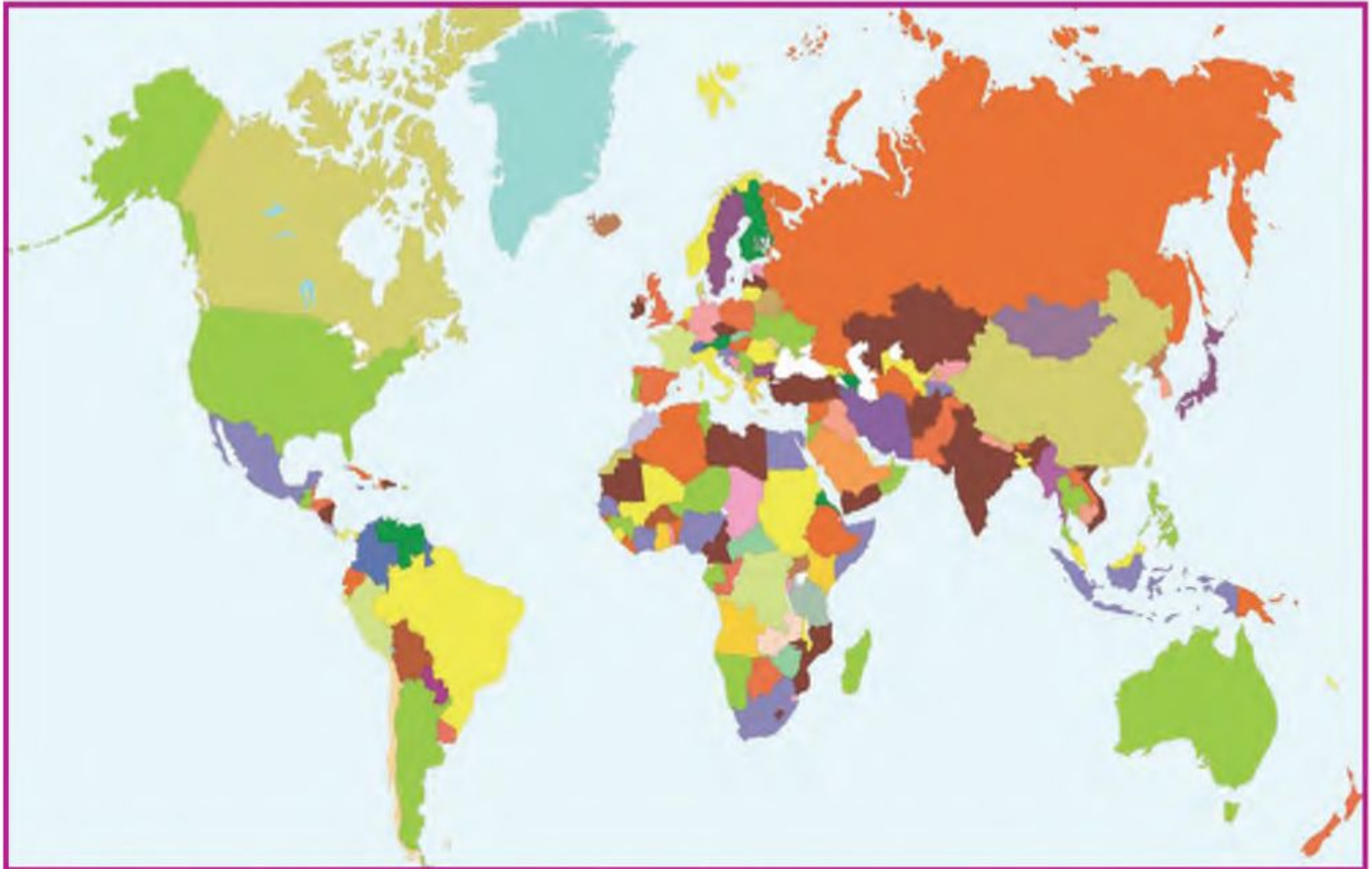
**KITOBXON**





# LESSON 1 We are not alone!

**1a** Work in groups of 4/5. Where is Uzbekistan? Think of all the countries or continents in the world that you know. Write them.



# LESSON 2 Which continent is the largest?

## 1 Work in pairs. Answer the questions.

- 1 Which is the world's largest continent and which is the smallest?
- 2 Which is the continent with the largest population?
- 3 Which is the continent with the largest number of countries?





## LESSON 3 Uzbekistan is divided into ...

**1a Work in pairs. Ask and answer.**

**1b Read and check your answers.**

The United States of America (the USA) are divided into 50 states. The 49th state is Alaska. It is in the north-west of North America. It is the largest state of the United States. It is not bordered with other states. The 50th state is Hawaii. This state is located in the central Pacific Ocean. It consists of a group of islands.

**1c Work in pairs. Ask and answer.**

- 1 Is Alaska the 50th state of the USA?
- 2 Where is Alaska located?
- 3 Where is Hawaii located?
- 4 Where is Scotland located?

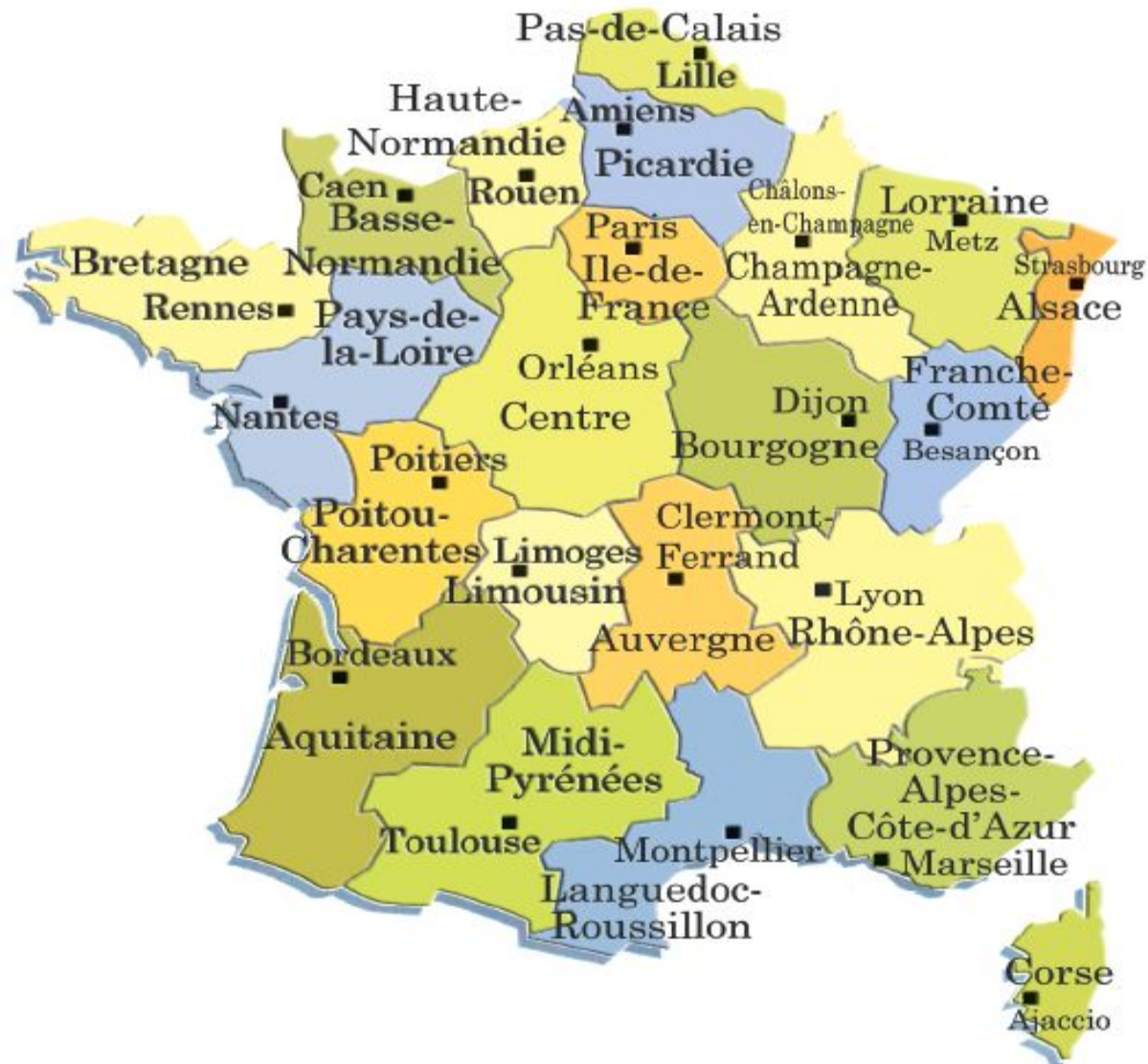
- 1 How many parts are the USA divided into?
- 2 How many parts is the UK divided into?

The United Kingdom of Great Britain and Northern Ireland is located on the British Isles. The British Isles are separated from Europe by the North Sea and the English Channel. The British Isles are washed by the Atlantic Ocean and the Irish Sea in the West. The territory of Great Britain is divided into four parts: England, Scotland, Wales and Northern Ireland. Geographical position of Great Britain is very good because the country lies on the crossways of the sea routes from Europe to other parts of the world.

- 5 What oceans and seas are the British Isles washed by?
- 6 Why is geographical position of Great Britain good?

## DOUCE FRANCE

1. Observez la carte.





2. Lisez les noms des régions de France et leurs caractéristiques brèves. Trouvez ces régions sur la carte du livre à la même page.

La Bretagne c'est le pays de la mer, des ports, des plages immenses, des marins et des pêcheurs courageux.

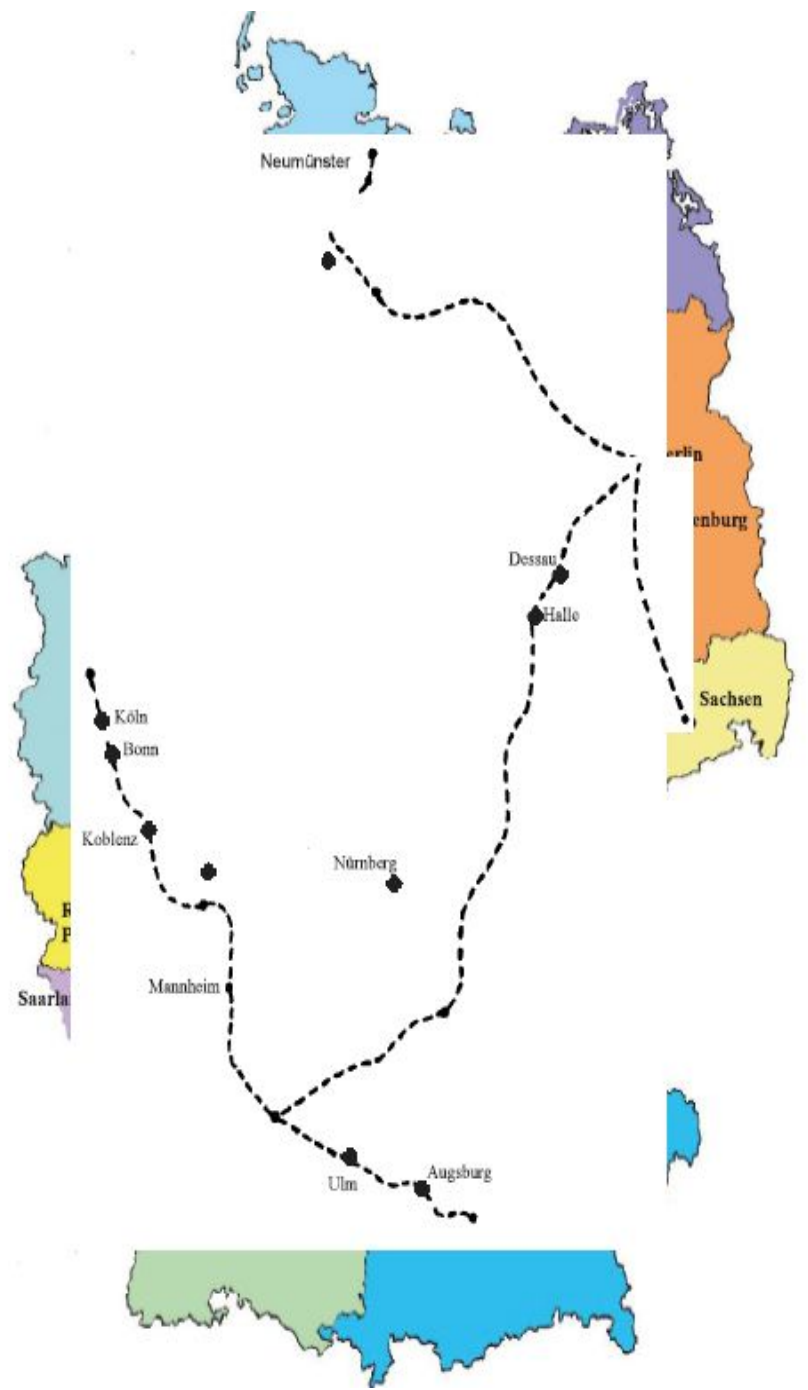
La Normandie, baignée par La Manche, est un vrai jardin, avec ses pommiers et ses fermes qui font la richesse du pays.

L'Ile-de-France, la partie centrale, a des paysages poétiques.

La Provence, baignée de soleil, avec la mer toujours bleue, la beauté de la nature, attire les touristes de tous les coins du monde ...

3. Répondez aux questions ci-dessous.

- a) Quels départements constituent l'Alsace?
- b) Dans quel département se trouve Bordeaux?
- c) Dans quelle région se trouve Marseille?
- d) Dans quel département se trouve Lille?
- e) Quel est numéro du département de Nantes? Comment s'appelle-t-il?







Xalq ta'limi tizimini **2030** yilgacha rivojlantirish  
konsepsiyasida belgilangan Chet til fan  
**O'QITUVCHILAR**ining til bilish darajasini Yevropa  
Kengashining **CEFR** xalqaro me'yor talablarining **C1**  
darajasini egallashlarini 2030 yilga qadar **100 foizga**  
chiqarish vazifasi ijrosini ta'minlash maqsadida



**Tayanch maktablari** faoliyatini jonlantirib,  
muntazam ravishda mavjud chet til fani  
o'qituvchilari bo'shliqlarini to'ldirish  
yuzasidan o'quv-treninglar tashkil qilish

O'qituvchilar mustaqil ravishda **o'z**  
**ustida ishlashlari** lozim



**Chet tillari bo'yicha BITIRUVCHI O'QUVCHILARining  
til bilish darajasini Yevropa Kengashining CEFR  
xalqaro me'yor talablarining B1 darajasini 2030 yilga  
qadar 100 foiz egallashlariga erishish uchun**

**Dars davomida Umumiy o'rta ta'limning  
davlat ta'lim standartida belgilangan  
talablar doirasida o'quvchilarda  
4 NUTQ KO'NIKMASINI BIR XILDA  
rivojlantirish lozim**



**Chet tillardan tashkil etilgan fan to'garaklari  
faoliyatlarini jadallashtirish kerak.  
AYNIQSA 8-9 SINFLARDA**

## KELGUSIDAGI VAZIFALAR:



O'qituvchini mustaqil ravishda o'z kasbiy kompetentligini rivojlantirishga yo'naltirish



CLIL metodidan foydalangan holda STEAM/STEM ta'limi tarkibiga kiruvchi fanlarni o'qitilishini rivojlantirish maqsadida mahorat darslarini tashkil qilish



O'quvchilarning nutqiy, lingvistik va kommunikativ kompetensiyalarini rivojlantirishga yo'naltirilgan o'quv topshiriqlarni ishlab chiqish va jarayonga tadbiq etish



Ota-onalar bilan hamkorlikda ishlashni davom ettirish



Nazorat ishlarini 4 ta nutq ko'nikmasi bo'yicha mavjud bo'shliqlarni aniqlashga yo'naltirilgan holda yaratish, aniqlangan bo'shliqlarni muntazam ravishda to'ldirib borish

# Biz bilan bog'laning

**Web-sayt:**

***uzedu.uz***

***rtm.uz***

**Telegram:**



***t.me/rtm\_fereignlanguage***



***t.me/rtm\_xorijiytillar***

**Telefon:**



***1 246-14-62***

**E'TIBORINGIZ UCHUN  
RAHMAT!**

