



# ЗАНЯТИЕ ПО ФЭМП В СТАРШЕЙ ГРУППЕ



# НАПИШИ ЦИФРЫ ПО ПОРЯДКУ

1		3			6	7		9	
---	--	---	--	--	---	---	--	---	--

	2		4		7	8		10
--	---	--	---	---	---	---	--	----

1		3		5			8	9	
---	--	---	--	---	--	--	---	---	--

	2		4		6			9	10
--	---	--	---	--	---	--	--	---	----

# РЕШИ ПРИМЕРЫ

## МАТЕМАТИКА

Реши примеры.

$2 + 3 =$

$5 + 3 =$

$7 + 1 =$

$2 + 2 =$

$4 + 3 =$

$6 + 3 =$

$3 + 1 =$

$6 + 2 =$

$9 + 1 =$

$5 - 4 =$

$6 - 4 =$

$10 - 4 =$

$3 - 2 =$

$8 - 2 =$

$8 - 4 =$

$5 - 5 =$

$9 - 1 =$

$9 - 3 =$

Поставь нужные числа.

$4 < \square$

$3 > \square$

$9 = \square$

$6 > \square$

$7 < \square$

$10 > \square$

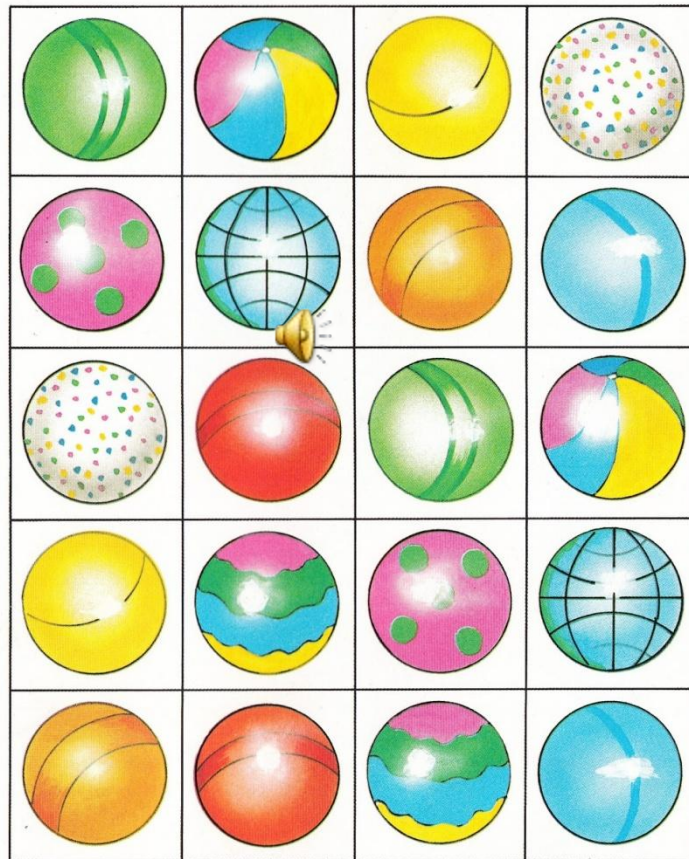
$8 = \square$

$6 < \square$

$2 = \square$

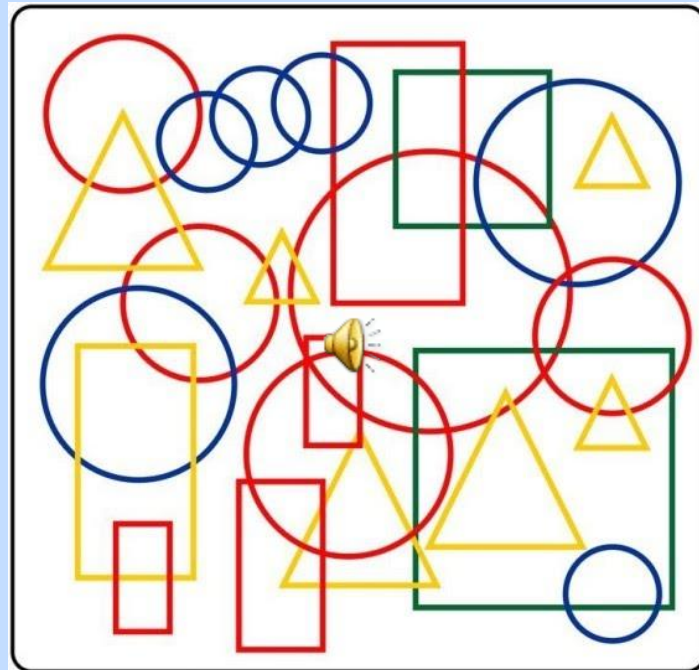










# НАЙДИ ПАРУ



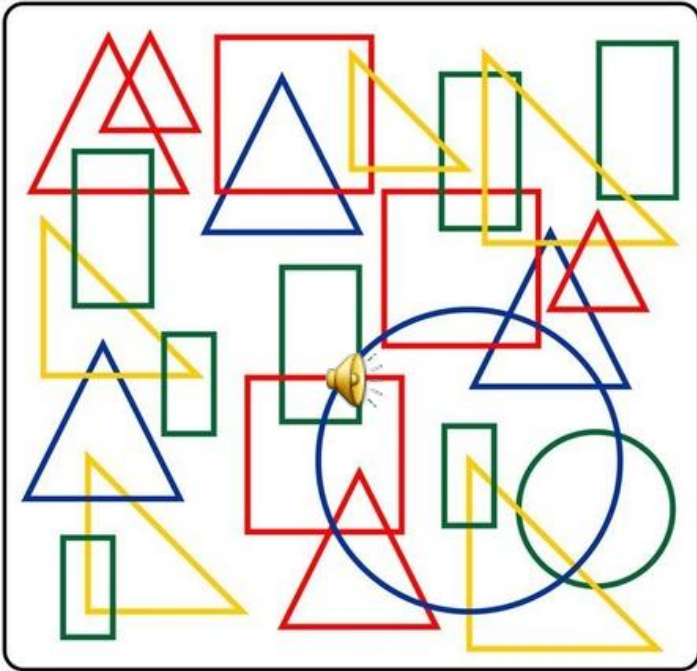
Найди пару каждому мячику.

# НАЙДИ ОДИНАКОВЫЕ ГЕОМЕТРИЧЕСКИЕ ФИГУРЫ И СОСЧИТАЙ












# ТАКОЕ ЖЕ ЗАДАНИЕ, КАК И ПРЕДЫДУЩЕЕ



A complex geometric puzzle consisting of various shapes (triangles, squares, rectangles, circles) in different colors (red, blue, yellow, green) arranged in a chaotic pattern. A small lightbulb icon is placed in the center, indicating a solution or a key element. The shapes are interconnected and overlap, creating a challenging visual search task.

# СОСЧИТАЙ И ЗАЧЕРКНИ НЕНУЖНЫЕ ЦИФРЫ



5

7

6

8

9


















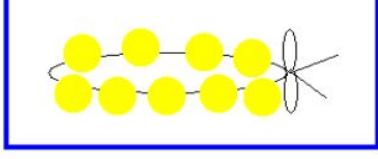
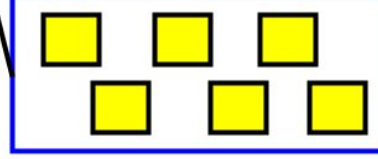

10

5

7

9

# СОСЧИТАЙ И НАПИШИ НУЖНУЮ ЦИФРУ В КРУЖОК


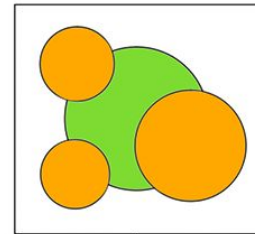
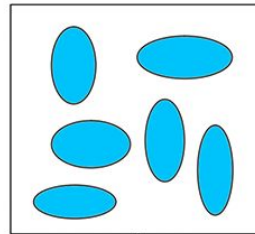
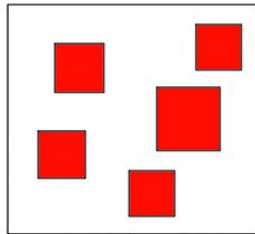
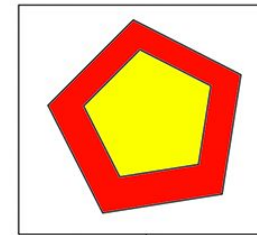
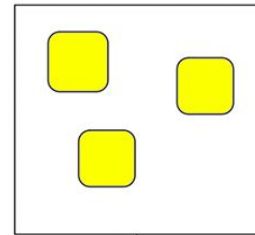
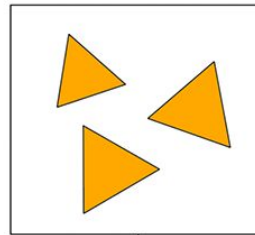
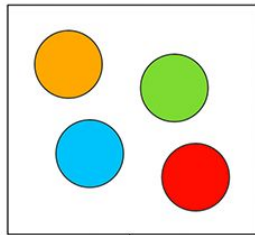
			
			
			
			
			

A speaker icon is located between the two columns of boxes. A line connects the speaker to the first box on the right (ladybugs).



# ПОСЧИТАЙ И ЗАПИШИ ЦИФРЫ В КВАДРАТ

Посчитай и запиши.



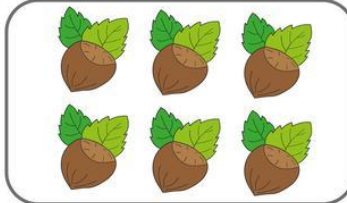
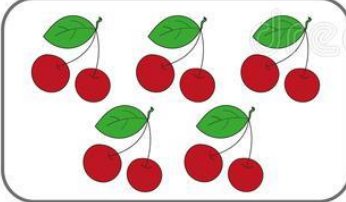

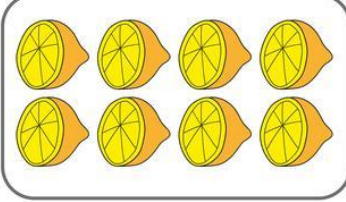
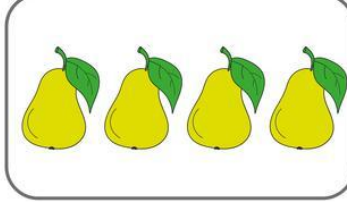


# ПОСЧИТАЙ И ВПИШИ ЗНАКИ В КВАДРАТ

?

> < =

?

		
	<input data-bbox="966 878 1052 963" type="text"/>	
	<input data-bbox="966 1106 1052 1192" type="text"/>	

# Молодцы!



## Все молодцы!

