

«Электронные ресурсы для обучения детей Правилам дорожного движения». (презентации)


# The traffic rules in Russia



Дорожные знаки


Люпина Наталья Михайловна Учитель английского языка МБОУ СОШ №29

Для учащихся 5-6 классов



**Цель урока:** научить обучающихся составлять инструкцию (памятку) по безопасности движения, высказываться по теме «Правила дорожного движения».

**Задачи:**

1. Активизировать употребление лексики по теме «Правила дорожного движения», «Дорожные знаки» и модального глагола «мочь».
  2. Совершенствовать навыки чтения и говорения по теме «Правила уличного движения».
  3. Развивать умение работать в группе, развивать чувство взаимопомощи.
- 

# Learn new words



**traffic lights**



**traffic sign**



**zebra crossing**



**pavement**




**pedestrian**



**seat belt**

# Traffic lights



*Red light*  
means “*stay*”.

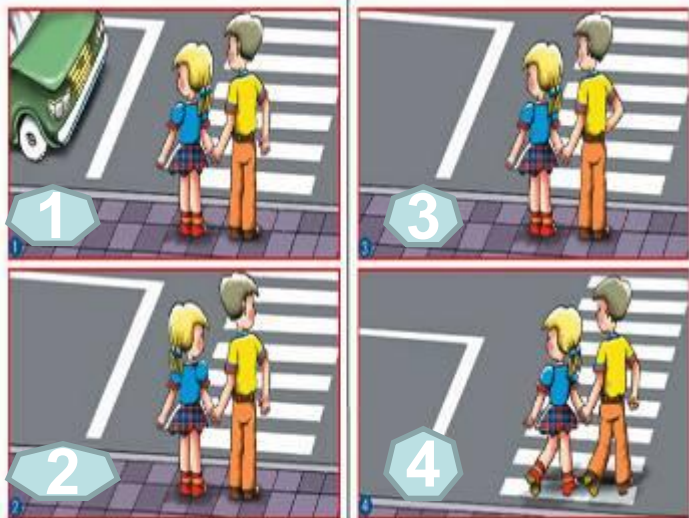
*Yellow light*  
means “*wait*”.

*Green light*  
means “*go*”.

# On the street

- *We should cross the street at the zebra crossing.*

- *Pedestrians have to move on the pavement.*



- *When we cross the street we should first look left, then right .*

# In the car

- Always sit in the back seat if you are under 12 years old.
- Wear a seat belt.
- Don't play with the car door handles.



- Always use the door on the pavement side to get out of the car.

# On the bus



- *Stand well back until the bus has stopped completely.*
- *Sit down on your seat quietly and quickly.*
- *Don't lean out of the window.*
- *Don't wave from the window.*
- *If there aren't free seats, use handgrip.*

# When you ride your bike

- *Make sure your bike is in good working condition.*
- *Wear a bicycle helmet.*
- *Ride with the flow of traffic, not against it.*
- *Wear bright clothes in daytime.*
- *Never carry a second person on your bike.*





# Traffic signs

Choose the right verb.



You can\ can't  
park here.



You can\ can't  
go here.



You can\ can't  
drive at 25 mph.



You can\ can't  
go straight.



You can\ can't  
cross the street.



You can\ can't  
turn left.



*stop*


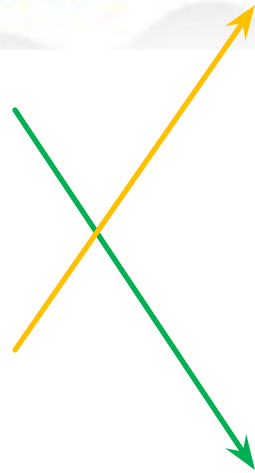
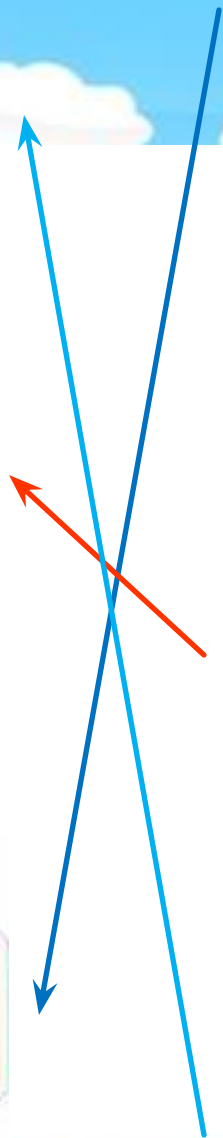
*parking*



*no cycling*

*no way*

*bus-stop*

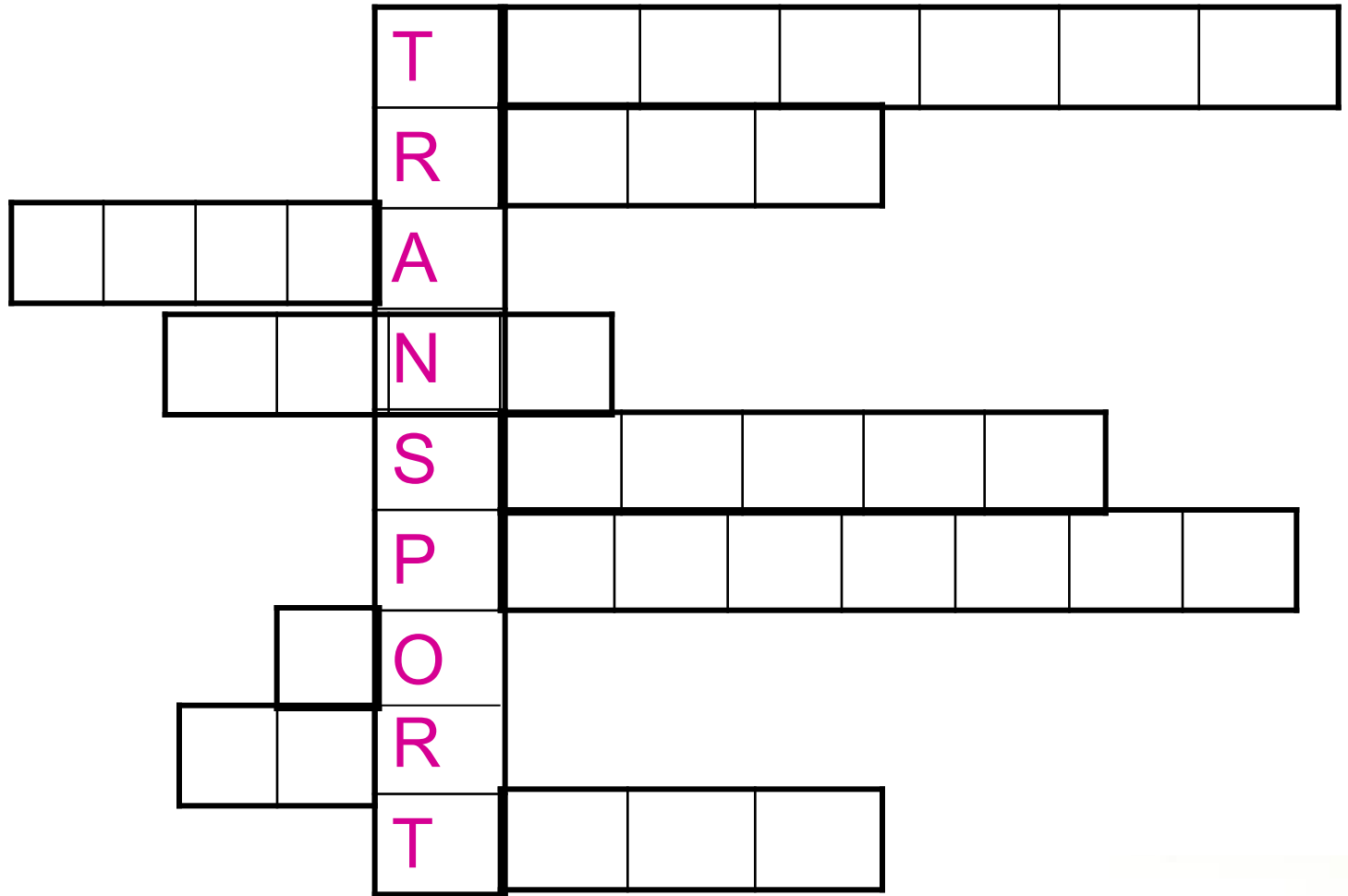
*zebra crossing*



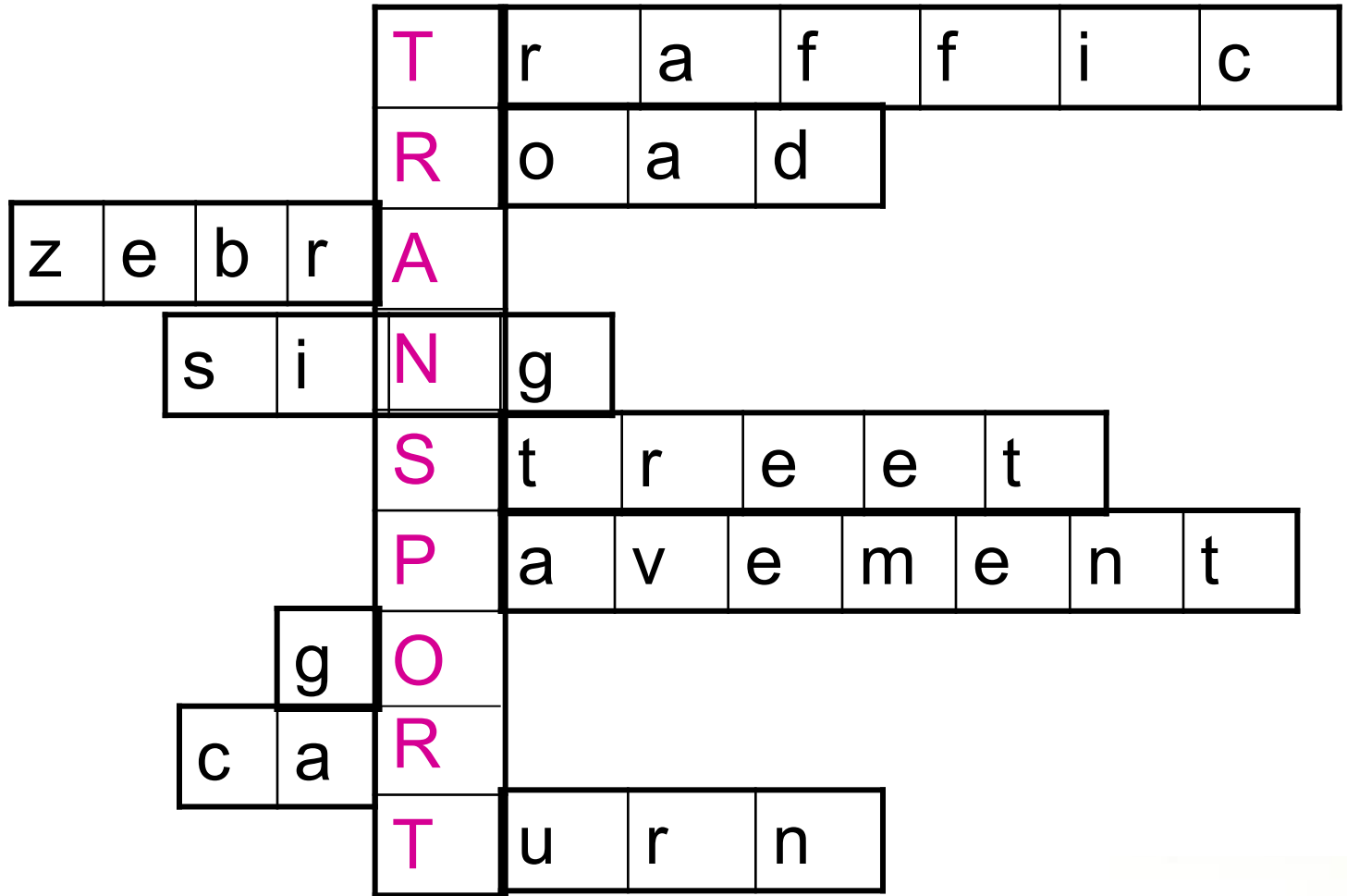


Where should be these traffic signs?

# Do a crossword!



# Check!



**R  
E  
M  
E  
M  
B  
E  
R!**



Look to the left,  
Look to the right,  
Then look up  
And check the light.

We should cross  
the street when  
the light is green.

We should cross  
the street at the  
crossing.



Use a seat belt!!



Wear a  
bicycle  
helmet!



Not to lose your hands  
or feet

Do not play games in the  
street!



When we cross the street  
we should first  
look left, then right.

**D  
O  
N'  
T  
F  
O  
R  
G  
E  
T!**

