



Picturebooks with Young Learners: Favourite Books and Favourite Activities



Masha Andrievich
[facebook.com/andmasha](https://www.facebook.com/andmasha)
andmasha@gmail.com
theclass.blog

What sort of books are they?

- Illustrated books for children, authentic and not designed for learning English specifically
- published by Macmillan, Oxford, Puffin и т.д.
- see examples at: <http://tinyurl.com/jhozhqs>




Why would you use them?

- to create «language environment»
- to help your young students build “passive” vocabulary
- to bring more variety into the lesson
- to use English for communication, not only for tasks



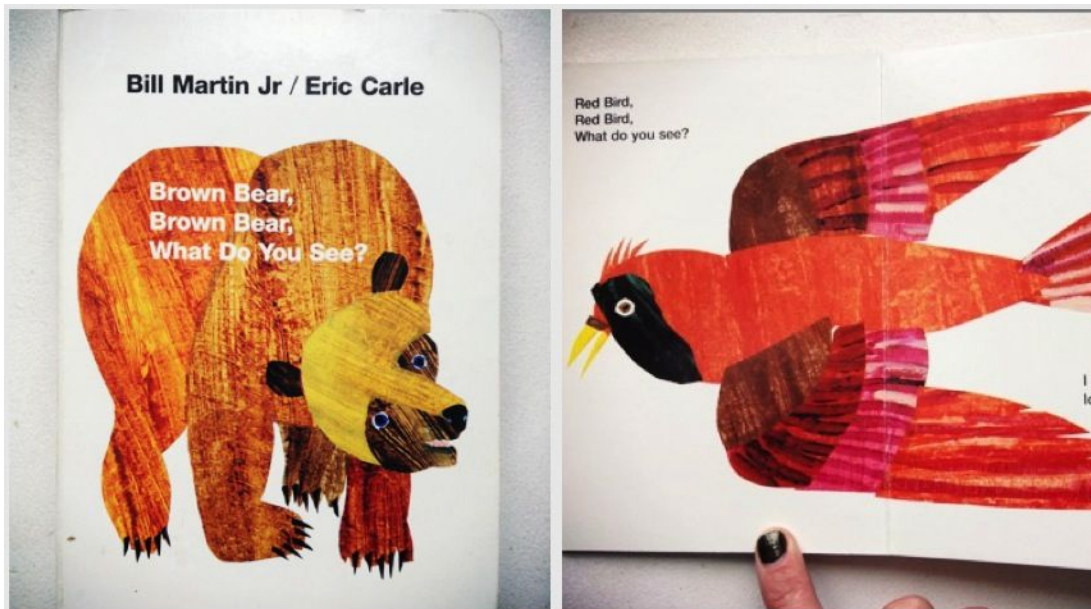
How to find a good book for your group?

- the lower the level, the less text on the page you need
- is the storyline understandable for the group?
- are there any discussion points? what will you talk about?







How to find a good book for your group?

- for ages 4-6 look for books in hard cover
- also, rhyme and rhythm are important




my all-time favourites (ages 6-8)

- Gruffalo
- The Curious Garden
- Jack and the Flumflum tree
- Magic Brush
- Lemur Dreamer



my all-time favourites (ages 4-5)

- everything by Eric Carle
- Up in the Tree, By Margaret Atwood
- Tales from Acorn Wood by J Donaldson
- Chocolate Mousse for Greedy Goose by J Donaldson
- All Mine by Zehra Hicks



What shall I do with the books?


- sit in a circle and read 😊
- show the cover and engage learners with the story, relating to their personal experiences
- some of the discussion might happen in Russian and it's okay

- make a Reading Log for your learners and help them keep track of the reading
- use book evaluation sheets with a star rating
- make a story dictionary (word maps, cards)
- make a story display after reading (students draw objects/characters from the story)
- play a game based on the story
- make your book
- make a poster

with Primary Learners:


- make labels for pictures
- make crosswords with key words from the story
- prepare picture-word dictionaries based on the story
- write captions for pictures
- write speech bubbles for characters
- make Fact Files
- make finger puppets and act out the story


Storyboards – what's that?


6  Listen and point. Write the numbers.



22 Open the (cupboard). Climb onto a chair. Jump down. You drop the chocolate bar. Your dog grabs the chocolate bar. Shout, 'Give it back!'.

10  Listen to the story.



11  Listen and say the number.

What can you do with them?

- Learn 😊
- order pictures
- listen, repeat, follow up with gestures and mimes
- set homework with the audio recording

Resources

- What to do after reading? <http://tinyurl.com/zhj9bsf>
- Check out some useful books for lessons - <http://picturebooksinelt.blogspot.ru>
- my post about some nice books for younger kids – <https://fromtheclass.wordpress.com/2014/08/25/читать-английские-книжки-с-картинкам/>
- check out some teacher training videos here – <http://www.youtube.com/watch?v=KFxmdnmfs3Q>
- купить/заказать детские книжки на английском – <https://vk.com/ukibookiru>, IG @booklavka.ru

Thanks for joining in 😊