

Урок английского языка в 3 классе УМК: Терминасова С.Г.




Подготовила студентка
42Н группы
Свердловского
областного
педагогического
колледжа Узких У.М.


School for pets




New words



A pen




a pencil



AVITO

An exercise book




A book



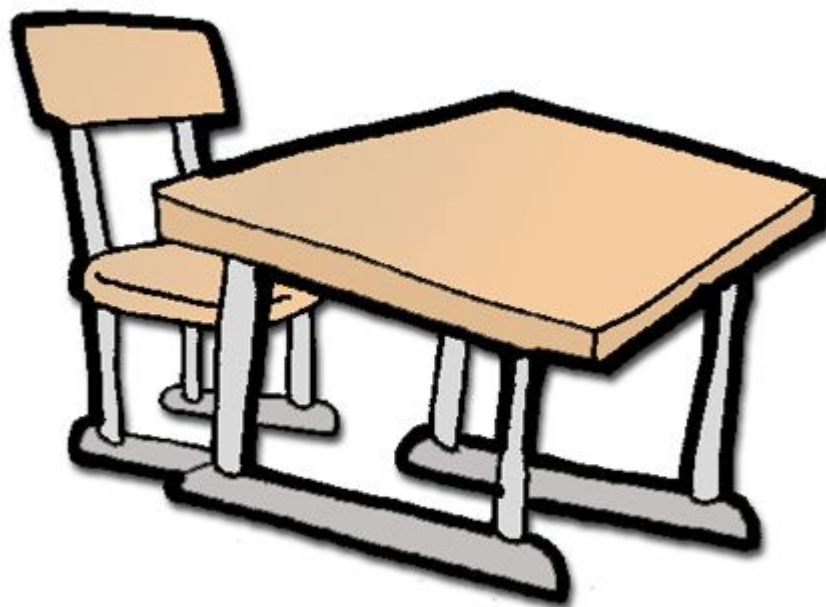
Paints

A ruler





A rubber




© www.ClipProject.info

A desk
A chair



A computer



A calculator




Download from
Dreamstime.com

This watermarked comp image is for previewing purposes only.

58070835

Seamartini | Dreamstime.com

Robot |rəʊbɒt|



Let's play




let's listen the dialog and answer questions

- 1) Who is Robby?
- 2) What has he got from school things?
- 3) What can he do?
- 4) What are school things on?



Let's fill the table

School things	What he can do with it?



Work in pairs

1) Make your dialogue about your school

-Hello!

-Hello!

-Tell me about your school.
What is this school for?

-This school for cats.

-What school things have they got? And what can they do with it?

-OK. They have got books, copybooks, pens and pencils. They can read books, write in copybooks by pens and draw by pencils.

-Wow, it's very cool!



2) activity books page number 63
exercise number 6.

workbooks page number 56-58
exercise 1, 2

Homework

Workbooks page number 58 exercise 2 continue,
exercise 3 you should answer on questions.



Thank you for lesson!

Thank you for your
attention!!!



PPt4WE