

Технологический приём «Экран»


Тренажёр по русскому языку 2 класс

# Словарные слова






Картинный диктант




## «Школа»







Составила Тихонова Л.В., воспитатель ГПД,  
МОУ «КСОШ №8» Ленинградская обл.






Рассмотри рисунок.  
 Вспомни, как пишется слово.  
 Запиши слово, обозначь орфограммы.  
 Для проверки - нажми на картинку.  
 Начинать можно с любого слова. **Удачи!**







# карандаши







# ученик







# лестница



# альбом






# ДИРЕКТОР







# дежурные













# КОМПЬЮТЕР







пенал






# портфель






# рисунок






# тетрадь



# ученица







# учительница



# фломастеры





# ДНЕВНИК

# Источники информации



<http://didaktor.ru/technologicheskij-priyom-ekran/> технологический прием ЭКРАН

<https://biblio.by/media/catalog/product/cache/1/image/1200x630/602f0fa2c1f0d1ba5e241f914e856ff9/4/8/4813283022449--.jpg> альбом

<https://www.memotest.ru/ImageUpload/14b8c5f2-7ae8-42a5-9340-133f94ee4056/productimage-picture-00090534-128316.jpg> пенал

<http://paint-net.ru/imgs/narisovat-karandash-v-paint-net.jpg> карандаши

<http://officeciti.ru/admin/pictures/593bb.jpg> тетрадь


[https://img-fotki.yandex.ru/get/9166/56195015.61/0\\_b60c0\\_a2802e29\\_XL.png](https://img-fotki.yandex.ru/get/9166/56195015.61/0_b60c0_a2802e29_XL.png) портфель

<https://img-s3.onedio.com/id-59f757d14882bbc816a55547/rev-0/raw/s-2d7237b9022952dbd27ca46e19f87ea949ece746.jpg> ученик

<http://dutsadok.com.ua/clipart/ljudi/a05c33cf493c.png> ученица

<http://frauangi.ro/wp-content/uploads/2018/06/kisspng-reading-child-book-clip-art-books-for-children-to-learn-creative-posters-5aa298d1653339.5776755815206053934145.jpg> дети





<https://revdavidsouthall.files.wordpress.com/2013/09/teacher-wearing-glasses-holding-pointe-r-22978913.jpg> учительница

[https://png.pngtree.com/element\\_origin\\_min\\_pic/16/12/16/2951a287a8039a9d650effde82a5841e.jpg](https://png.pngtree.com/element_origin_min_pic/16/12/16/2951a287a8039a9d650effde82a5841e.jpg) дежурные

[http://sad126kursk.ru/images/strani4ka%20pedagogov/izo/ooc\\_op\\_03.png](http://sad126kursk.ru/images/strani4ka%20pedagogov/izo/ooc_op_03.png) рисунок

[http://www.matrony.ru/wp-content/uploads/2016/09/matrony\\_pic\\_29092016\\_1.png](http://www.matrony.ru/wp-content/uploads/2016/09/matrony_pic_29092016_1.png)  
дневник

<https://www.wikihow.com/images/9/92/Draw-a-Computer-Step-10.jpg> компьютер

<https://stozabot.com/wp-content/uploads/2017/01/siniy-chernyy-goluboy--vybiray-sebe-lyuboy.png> фломастеры

<http://m.opt-union.ru/11526847/images/photocat/1000x1000/1000997991.jpg> лестница

[https://static3.depositphotos.com/1000553/257/v/950/depositphotos\\_2571912-stock-illustration-colorful-background-template-rainbow.jpg](https://static3.depositphotos.com/1000553/257/v/950/depositphotos_2571912-stock-illustration-colorful-background-template-rainbow.jpg) рамка

