



Little Red Riding Hood

Выполнила:
педагог доп.образования
МБУ ДО ДЮОЦ «Интеллект»
Богданова Е.В.

Цель и задачи

- **Обучающая:**
- 1. Учить детей узнавать знакомую по содержанию книгу в разных изданиях.
- 2. Расширять кругозор
- 3. Повышать интерес к изучению языка.
- **Развивающая:**
- 1. Совершенствовать навыки устной речи и произношения.
- 2. Обдумывать прочитанное.
- 3. Развивать навыки общения.
- 4. Формировать творческое воображение, интерес к слову, рифме.
- **Воспитывающая:**
- 1. Воспитывать интерес к учению через нестандартную форму занятия.
- 2. Воспитывать культуру общения в группах.
- 3. Воспитывать нравственные черты характера.

Put the verbs in brackets into the past simple tense and finish the story

SIMPLE PAST Little Red Riding Hood

Put the verbs in brackets into the past simple tense.

Once upon a time there(be) a little girl who(live) with her mother in a little house on the edge of the forest. The girl(have) a red coat with a hood, so they(call) her Little Red Riding Hood.

One day her mother(tell) Little Red Riding Hood that her Granny(be) ill and she.....(need) some medicine.

The girl(decide) to go to her Granny right away. Her mother(put) some food and some medicine into a basket and Little Red Riding Hood(go) on her way.

When she.....(be) in the middle of the forest, she.....(see) a wolf walking down the path. The wolf(ask) the girl, "Where are you going?" Little Red Riding Hood(answer): "I am going to my grandma. She lives on the other side of the forest."

When the wolf(hear) this, he(run) to Granny's house. He.....(go) into the house without knocking and quickly(eat) poor Granny in one big gulp. Then he.....(fall) asleep in Granny's bed.

When Little Red Riding Hood(come) to Granny's house, she.....(knock) on the door, but no one

Translate from Russian into English



Describe the characters

Little Red Riding Hood Character Description Sorting Activity

Little Red Riding Hood	The Big Bad Wolf
<p>nice</p> <p>scared</p>	<p>scary</p> <p>cunning</p>

gentle

evil

cruel

kind

caring

mean

wicked

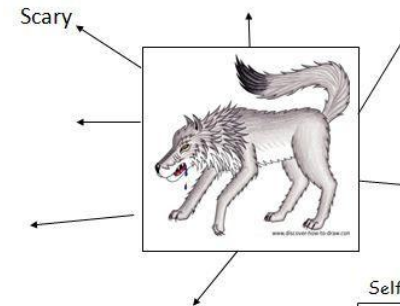
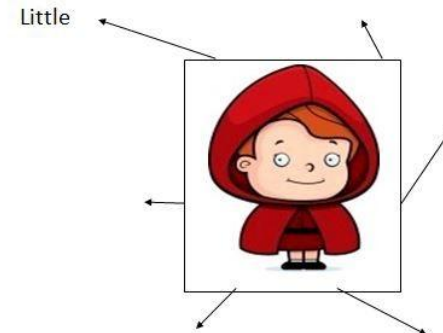
friendly




Describe the characters

With as many adjectives as you can!!

Add more arrows if you need to...



Self Assessment



Make up «If story» and describe wolf's clothes

Name: _____

www.dltk-teach.com
Creative Writing



If I was a wolf and I was going to surprise someone, I would dress up as...




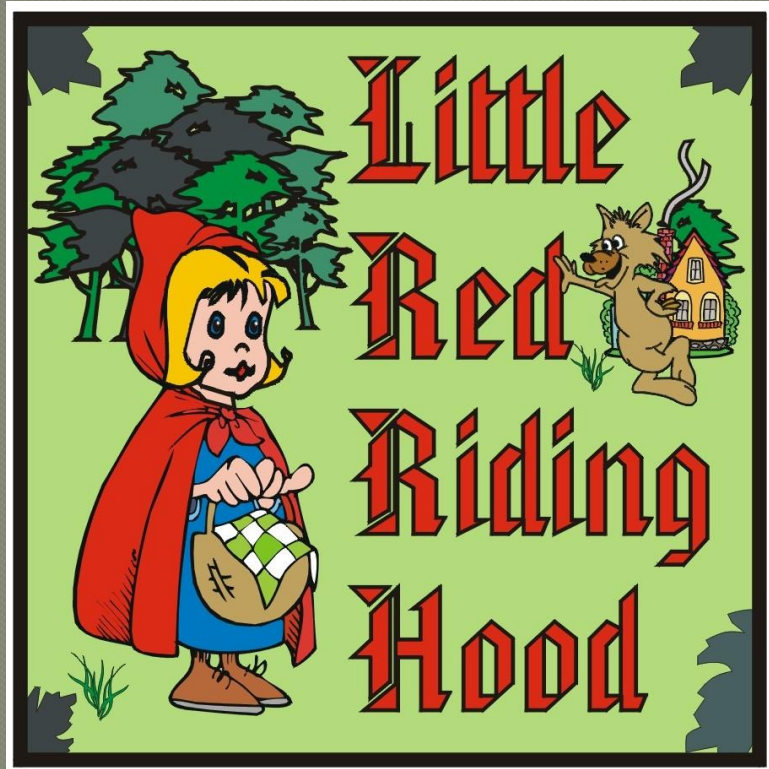
Colour Little Red Riding Hood

1-GREEN
2-DARKGREEN
3-PURPLE

4-ORANGE
5-RED
6-YELLOW

using notes

7-PINK
8-BLACK
9-LIGHTBROWN
10-LIGHTBLUE
11-BLUE
12-BROWN





Make up sentences using examples

She is kind.

She has a red hat.

She can sing.

Little Red Riding Hood Word Hunt

Little Red Riding Hood Word Search

i z p p x c k y b h i r o x k
w c o l x m l g o k k c m o p
w y r g n u h o k u r j o c s
g o a e t s d r a j f r o w d
r t o m e r x r t k b t y o o
a t e d j o x n l e t r m l o
n z t k s s n q r a t h f f w
d p z v s m n i g h t g o w n
m y l s f a a e j v b v w t d
a c n l j u b n l u n c h w o

basket

brook

cloak

cottage

grandma

hood

hungry

lunch

nightgown

wolf

woods

woodsman



Fill in the missing letters



1. F _ r _ _ t
2. W _ l _
3. _ l o w _ r
4. B _ s _ _ e t
5. B _ r _ s
6. C _ p _
7. P _ t _
8. W _ o d _



1. F _ o w _
2. F o _ _ e s _
3. W _ o d _
4. P _ t _
5. C _ p _
6. B _ s k _ t
7. W _ l _
8. B _ r d _



Put the words in the correct place



Little Red Riding Hood

Put the words in the correct place:

Butter, wolf, see, never, grandma, squirrels, everyday, takes,
Woodcutter, house, saves, hears, kills, walking, home-made

Right through the woods , not very far ,
Lives Red Riding Hood's
To visit her she often
..... , eggs and cakes.
Her mummy tells her :
"Don't talk to strangers on the way!"
Two watch Red Riding Hood
As she goes through the woods.
They a wolf and warn and shout :
"There is a big bad about!"



The wolf pretends to show such charm,
She dreams that he could harm.
She tells him all he wants to know
And to the..... the wolf does go .
A kind , chopping sticks,
He the poor old grandma's call
And the wolf and them all.

Answer the questions

Who did Little Red Riding Hood meet on the path?



SpeechRoomNews

What did she do that she wasn't supposed to do?



SpeechRoomNews

Why did the wolf want to know where she was going?



SpeechRoomNews

Who was in her grandmother's bed?



SpeechRoomNews

What did she take to her grandmother?



SpeechRoomNews

What did the wolf say to Little Red Riding Hood?



SpeechRoomNews

Speech Room News

Put the sentences in the right order

I can retell a story.

Little Red Riding Hood

Sequence 1: Little Red Riding Hood goes to visit her grandmother. The wolf tries to trick her. They find Grandmother in the closet.



Sequence 2: Little Red Riding Hood meets a wolf. The wolf dresses up like Grandmother. Little Red Riding Hood meets the wolf in Grandmother's bed.

Бедная бабушка так плохо себя чувствовала, что не отличила Волка от Красной Шапочки. Что же говорит Волк? Расставь его слова по порядку , чтобы получились предложения



- 1. very, hungry, I, am
- 2. the girl, and, her granny, to eat, I want
- 3. I, don't, bread, like
- 4. granny, to eat, first, I want

**Волк осуществил свой план очень быстро.
Как все произошло? Заполни пропуски глаголами:
(pulls, eats , jumps, knocks, puts on, waits)**




● **The wolf runs to granny's cottage and...at the door. Then he...the string and the door opens. He runs into granny's cottage and ...the poor old woman up in a moment. Then the wolf closes the door,...granny's nightcap and...into the bed. He...for Little Red Riding Hood.**

**Волк устроил такой беспорядок в домике у бабушки!
Все кувырком-даже буквы в словах перепутались!
Разгадай эти слова**

- **Ebd**
- **Ingstr**
- **Eert**
- **Oser**
- **Oord**
- **Capnight**
- **Bleat**
- **asseslg**
- **Ckclo**
- **lowpil**



Create your own story



Create your own Little Red Riding Hood

LITTLE RED RIDING HOOD PUPPET

1. COLOR IN RED RIDING HOOD.
2. CUT AROUND THE BOLD LINES.
3. CONNECT THE PARTS BY THEIR MATCHING LETTERS USING PAPER FASTENERS. LETTERS WITH CIRCLES ON THEM GO ON TOP WHILE CIRCLELESS LETTERS GO BELOW.



Copyright © 2011-2012 by twinkl.com

More worksheets at www.education.com/worksheets

