

# We adore you!



**Шурыгин Егор**  
**17<sup>th</sup> December!**

**Федоренкова**  
**Алиса**

**25<sup>th</sup> December!**



## Organisation moments:

- Shoe covers, stationary boxes+bages
- Diaries to sign
- Who is going to pay?

**Do you enjoy compliments?**

**beautiful      good-looking**

**smart**

**lovely**



**compliment**

**fantastic**

**awesome**

**amazing**

**handsome**

**write down the unknown words**

Do you enjoy compliments?



# Ways to pay a compliment!

- ★ You're looking (You look) + beautiful/fantastic/lovely + today!
- ★ I (really) like/love+ your dress, haircut

★ **You look like... + a model /  
an angel / a movie star.**



**you look a lot like my next girlfriend.**

**Your + haircut/dress/shirt +  
is/looks + (really) + nice/amazing**



Gee, your kitchen always looks so clean.

Why, thank you, Eddie.



My mother says it looks as though you never do any work in here.



# Homework

---

**Home task:** Выдаётся на уроке в среду  
04.12.19.

Сделать на пятницу 06.12.19!

2. w.b: p.78, ex. 1,2



**CONCLUSIONS**

9

under-16s club    took    food    danced    party  
holidays    invited    celebrate    DJ    group photo

Joe's blog



I went to a great <sup>1</sup> party last night. We wanted to <sup>2</sup> celebrate the start of the summer <sup>3</sup> holidays. We <sup>4</sup> invited all our school friends! The party was at our <sup>5</sup> under-16s club from 7 to 11 p.m. We had some great <sup>6</sup> food – pizzas, hotdogs and hamburgers. There was a great <sup>7</sup> DJ and he played brilliant music. We <sup>8</sup> danced for hours. I <sup>9</sup> took a lot of photos, too. Here's a brilliant <sup>10</sup> group photo of all my friends.

[<< previous post](#) [next post >>](#)

[next post >>](#)

## Key Expressions: Invitations

2 Complete the dialogue with lines (a–h). There are two lines you don't need.

**Sam** Hi Liz. How are you?

**Liz** 1 h

**Sam** I'm going to have a party on Saturday. Would you like to come?

**Liz** 2 d

**Sam** That's great. The party is at my house.

**Liz** 3 a

**Sam** About eight o'clock. Can you bring some music?

**Liz** 4 g

**Sam** Great! Your brother can come to the party, too.

**Liz** 5 f

**Sam** Okay, no problem. See you at the weekend.

**Liz** 6 e

**a** Okay. What time does it start?

**b** I'd love to, thanks.

**c** Sorry, I can't.

**d** Yes! Where's the party?


**e** Yes, see you then.

**f** Sorry, he can't. He's going to go to London.

**g** Sure. You can use my dance CDs.



**h** Fine, thanks.





Dad!  
I'm going out!

Are you telling me or are  
you asking me permission?



I'm asking you for  
money!

**Paskhalka!!**



To invite



An invitation



I'd love to



To reply



# Party time Invitations

-Would you like to  
see the capital?

-I'd love to.

-Do you want to  
come with us?

-Sorry, I can't.

**4** Work in pairs. Use the Key Expressions to  
invite your partner to:

**Work in groups.**

- play a new computer game at your house
- stay at your house for the weekend
- go to the cinema
- watch a DVD at your house
- play basketball after school





**Let's watch the video – How to invite smb to your house.**



## Read the invitation and the reply.

To:

[christhomas@internetserv.com]



From: Simon Jones

[SimonJones@internetserv.com]

Hi, I'm going to have a birthday party at the youth club next Saturday night. Do you want to come? Text or email me.


Simon

From: Chris Thomas

[christhomas@internetserv.com]

That's great. I'd love to. What time does it start? Can I bring some music?

Chris



# An Invitation

To

From

Greeting

What? When?

Where?

Text or email me

Bye

# A reply

To

From

Greeting

Yes or no

Questions

Bye

# Example!!!



To: \_\_\_\_\_

You are invited to \_\_\_\_\_ party

on \_\_\_\_\_ starting at \_\_\_\_\_.

Place: \_\_\_\_\_

Contact: \_\_\_\_\_ on \_\_\_\_\_ or \_\_\_\_\_

Dear \_\_\_\_\_ I will not\* be able to come to  
your party, Thanks: \_\_\_\_\_

MyInvitations.Co



**2** Write an invitation to a friend. Include the reply.



To: \_\_\_\_\_

You are invited to \_\_\_\_\_ party

on \_\_\_\_\_ starting at \_\_\_\_\_

Place: \_\_\_\_\_

Contact: \_\_\_\_\_ on \_\_\_\_\_ or \_\_\_\_\_

Dear \_\_\_\_\_ I will not\* be able to come to your party, Thanks: \_\_\_\_\_

**3** Work in pairs. Exchange or email invitations and reply to them.



If you understand, say  
"understand".



If you don't understand, say  
"don't understand".

But if you understand and say  
"don't understand", how do I  
understand that you  
understand?



Rap  
style

## Listening



3

Listen to Part 1 of the recording.  
Complete the invitation to Leo's  
party.

Check  
your  
partner

# Invitation

Please come to: <sup>1</sup> *Leo's*  
<sup>2</sup> ..... birthday party

Date: Saturday, <sup>3</sup> .....  
of May

Place: <sup>4</sup> ..... Youth  
Club

Time: From <sup>5</sup> .....  
to 11.00 p.m.

Please bring: some  
<sup>6</sup> .....





Listen to Part 2 of the recording.  
Tick who can come to Leo's party.

1 Joe

☒

2 Milly

☐

3 Eddie

☐

4 Helen

☐

5 Paul

☐

Are you listening?



# Invitation

Please come to: <sup>1</sup> *Leo's*  
<sup>2</sup> **13th** birthday party

Date: Saturday, <sup>3</sup> **15th**  
of May


Place: <sup>4</sup> **Adventures** Youth  
Club

Time: From <sup>5</sup> **7.30**  
to 11.00 p.m.

Please bring: some  
<sup>6</sup> **hip hop and rap CDs**



# Card game!





Lemon Tree - Fools Garden.mp4



# Homework

---

**Home task:** Выдаётся на уроке в пятницу  
06.12.19.

Сделать на среду 11.12.19!

1. To write the invitation to our party.
2. w.b: p.79, ex. 5,6,7,8.

