

ST. ANDREW THE FIRST-CALLED
GEORGIAN UNIVERSITY
OF THE PATRIARCHATE OF GEORGIA



European Union



Lecturer: Tamar Dundua

Student : Elene Orjonikidze

17.05.16



today 28 states have united in common
The goal is to ensure the peace and security of its 500 million citizens.
To date, the EU's main instrument is the 2003 "accession treaty" which came into force on May 2004, the signing on



- European Union is a politic economic union of 28 member





- The European Union is the integration of multi-developed form, which is in charge of 28 countries covered by the European economy, industry, citizens' rights, domestic and foreign policy

THE EU INSTITUTIONS



- The European Parliament
 - The Council of Europe
 - EU Council
- The European Commission

The European parliament –
elected for 5 years by the EU
member states for their interests

The council of Europe –
defines the general policy and
priorities of the European Union, the
Council shall meet twice every six
months

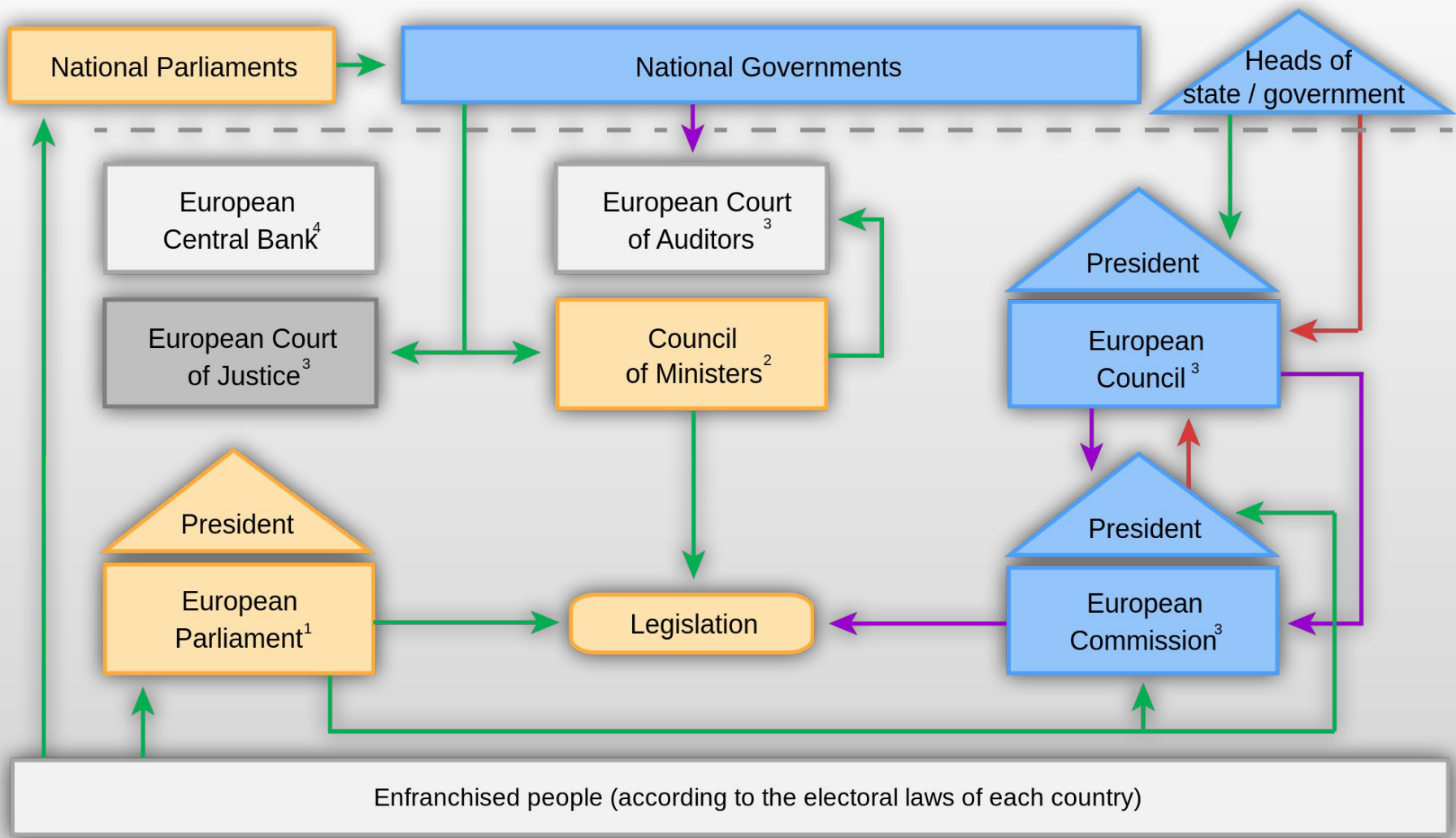
The European commission-
the EU's executive body, the
European Commission and the EU's
common interest. It develops projects
in the new European laws, which
presents the European Parliament
and the Council.



- European union is different from other traditional international organizations with his unique institutional structure. Was created independent institutes, which are filling each other and each of them have some role in the decision-making process.



Unity in Diversity



- Legislative branch
- Executive branch
- Judicial branch
- elects / appoints / decides on
- membership
- proposes

- 1: Elections are every 5 years. The right to vote may be different depending on the country
- 2: State chamber. Convenes in varying composition depending on the policy area. Each country is represented by one member per department
- 3: Each country is represented by one member
- 4: The European Central Bank is composed of representatives of the national central banks. Its Board is elected by the European Council on the proposal of the Council of Ministers


Country name	Arms	Flag	Capital	Accession	Population	Area (km²)	GDP (Millions of US\$)	GDP per cap. (PPP) ^[5]	Currency
Austria			Vienna	1995	8,581,500 ^[6]	83,855	437,582	47,031 ^[7]	euro
Belgium			Brussels	Founder	11,258,434 ^[6]	30,528	534,230	43,800 ^[7]	euro
Bulgaria			Sofia	2007	7,202,198 ^[6]	110,994	55,824	18,326 ^[7]	lev
Croatia			Zagreb	2013	4,225,316 ^[6]	56,594	57,073	21,169 ^[7]	kuna
Cyprus			Nicosia	2004	847,008 ^[6]	9,251	23,263	30,769 ^[7]	euro
Czech Republic			Prague	2004	10,419,743 ^[6]	78,866	205,270	30,895 ^[7]	koruna
Denmark			Copenhagen	1973	5,853,357 ^[6]	43,075	342,362	45,451 ^[7]	krone
Estonia			Tallinn	2004	1,313,271 ^[6]	45,227	26,506	27,994 ^[7]	euro
Finland			Helsinki	1995	5,471,753 ^[6]	338,424	272,649	40,838 ^[7]	euro
France			Paris	Founder	66,352,469 ^[6]	643,801	2,833,687	41,018 ^[7]	euro
Germany			Berlin	Founder ^[9]	81,089,331 ^[6]	357,021	3,874,437	46,895 ^[7]	euro
Greece			Athens	1981	10,846,979 ^[6]	131,990	237,970	26,773 ^[7]	euro
Hungary			Budapest	2004	9,855,571 ^[6]	93,030	136,989	25,895 ^[7]	forint
Ireland			Dublin	1973	4,625,885 ^[6]	70,273	250,814	51,118 ^[7]	euro
Italy			Rome	Founder	61,438,480 ^[6]	301,338	2,147,744	35,811 ^[7]	euro
Latvia			Riga	2004	1,986,096 ^[6]	64,589	31,972	24,540 ^[7]	euro
Lithuania			Vilnius	2004	2,921,262 ^[6]	65,200	48,288	28,210 ^[7]	euro
Luxembourg			Luxembourg	Founder	562,958 ^[6]	2,586.4	65,683	93,173 ^[7]	euro
Malta			Valletta	2004	429,344 ^[6]	316	10,514	34,544 ^[7]	euro
Netherlands			Amsterdam	Founder	17,155,169 ^[6]	41,543	880,716	48,317 ^[7]	euro
Poland			Warsaw	2004	38,005,614 ^[6]	312,685	547,894	26,210 ^[7]	złoty
Portugal			Lisbon	1986	10,374,822 ^[6]	92,390	229,948	27,624 ^[7]	euro
Romania			Bucharest	2007	19,861,408 ^[6]	238,391	199,093	20,526 ^[7]	leu
Slovakia			Bratislava	2004	5,403,134 ^[6]	49,035	99,869	29,209 ^[7]	euro
Slovenia			Ljubljana	2004	2,062,874 ^[6]	20,273	49,570	30,508 ^[7]	euro
Spain			Madrid	1986	46,439,864 ^[6]	504,030	1,406,538	34,899 ^[7]	euro
Sweden			Stockholm	1995	9,790,000 ^[6]	449,964	570,591	47,228 ^[7]	krona
United Kingdom			London	1973	64,767,115 ^[6]	243,610	2,950,039	40,676 ^[7]	pound sterling

Europe for Georgia

- What is the European Union to Georgia ?

- How developing in the European Union and the Ministry of Communication

- Their collaboration began when?



In this years between Georgia
on European Union has been negotiate
a treaty throught to integrate in our country
in the world




- On 17 June 2010, Was signed
between The European union and
Georgia visa facilitation agreement

- December 2, 2010, Brussels, was
signed "Between Georgia and the
European Union and its member state
common Aviation Area agreement

- On 14 July 2011, Was signed between
The European Union and Georgia
"Agricultural products and other food
products and recognition of the
appellation of reciprocal recognition





2008 years, European union with American partners did big role together to stop Russian-Georgian war. They brokered a cease-fire was signed. Also noteworthy, that European union supports Georgia on the non-recognition policy.



**2014-2015 has been
clear-cut to move
forward with the
agreements that
Changes in our
country's role in the
world**

საქართველო - ევროკავშირი
Georgia - European Union



ასოციაციის შესახებ შეთანხმება
Association Agreement

Thank you for your attention

