

# Preparing students for IELTS Academic Module

## LISTENING



## Timeline - 30 minutes to do it all...

**Section 1** – General everyday topics – **Social context**  
Conversation between 2 people

**Section 2** – General everyday topics - **Social context**  
1 person speaking

**Section 3** – School or training related topics  
Conversation between 2 or more (up to 4) people

**Section 4** – School or training related topics - **Lecture**  
1 person speaking

**+ 10 minutes to transfer your answers to the answer sheet!**

Business &  
Commerce

Time

st  
that sets the

Environment

Personal  
details

Diet & Health

Education &  
Academic

Accommodation

**Focus**

Job Hunting

Quantities

Course  
Selection

Botany &  
Zoology

Student  
problems

Research  
methodology

# The Questions:

- 1. multiple choice*
- 2. short-answer questions*
- 3. sentence completion*
- 4. notes/summary/diagram/flow chart/table completion*
- 5. labelling a diagram which has numbered parts*
- 6. classification*
- 7. matching*

You will be provided with instructions on the test paper on how to answer the questions, and they are clear and easy to follow.



# ***Multiple choice***

## **Questions 36–40**

Choose the correct letter, **A**, **B** or **C**.

- 36** We are all present hedonists
- A** at school
  - B** at birth
  - C** while eating and drinking
- 37** American boys drop out of school at a higher rate than girls because
- A** they need to be in control of the way they learn
  - B** they play video games instead of doing school work
  - C** they are not as intelligent as girls

## *Short-answer questions*

What **TWO** factors can make social contact in a foreign country difficult?

- 11 .....
- 12 .....

Which types of community group does the speaker give examples of?

- theatre
- 13 .....
- 14 .....

In which **TWO** places can information about community activities be found?

- 15 .....
- 16 .....

# ***Sentence completion***

*Questions 27 – 30*

*Complete the sentences below.*

*Write **NO MORE THAN TWO WORDS** for each answer.*

Studying with the Open University demanded a great deal of **27** .....

Studying and working at the same time improved Rachel's **28** .....  
skills.

It was helpful that the course was structured in **29** .....

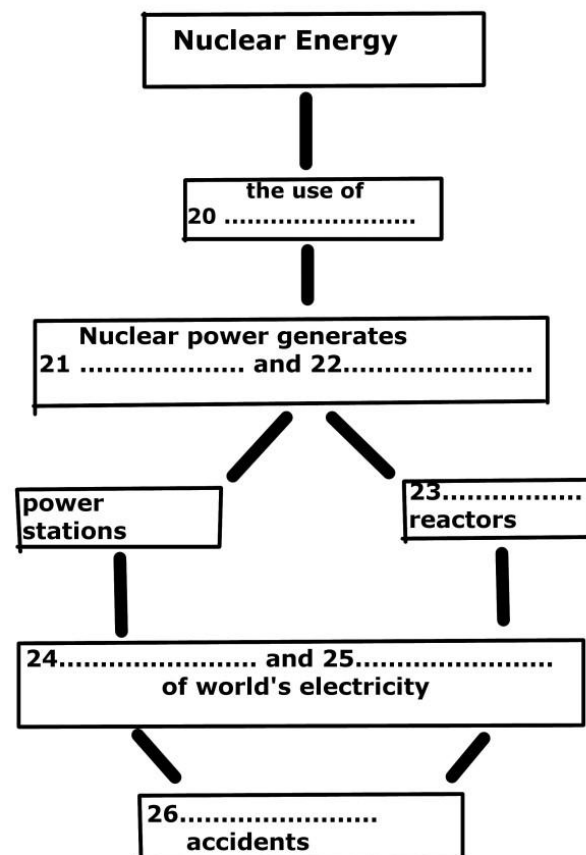
She enjoyed meeting other students at **30** .....



## Notes/summary/diagram/flow chart/table completion

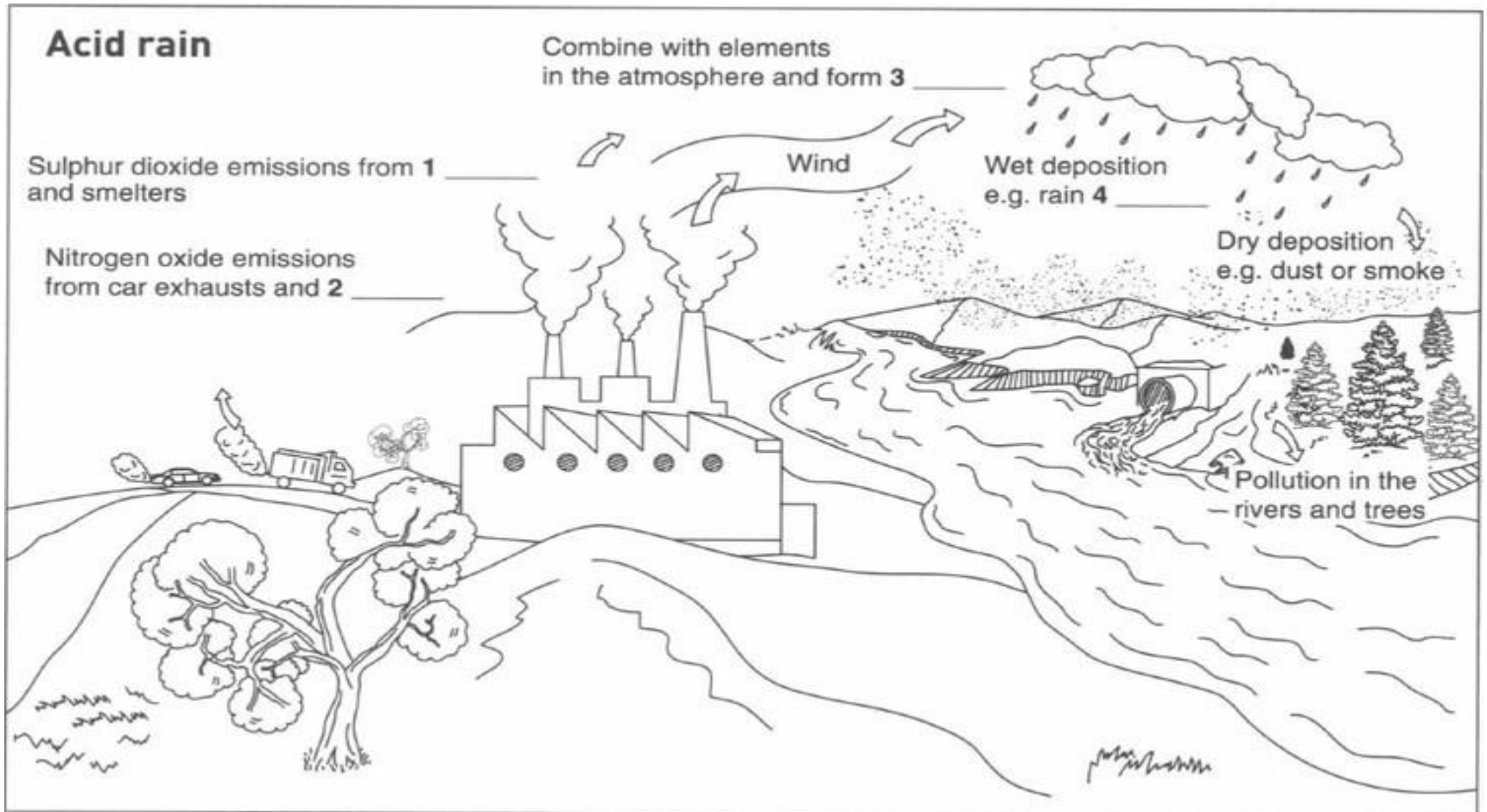
The test that sets the standard

Proposal	Main body	Reference section
An introduction with a ____ (1) ____ statement, an outline of 3 paragraphs, and a justification	Three or four main sections advised. Headings are ____ (3) _____. Pictures, charts and graphs if necessary.	At least 6 references. Sources must be in ____ (5) _____. Use ____ (6) ____ order Harvard referencing system
around ____ (2) ____	around 1200 words	separate page
to take two weeks	to take ____ (4) ____	



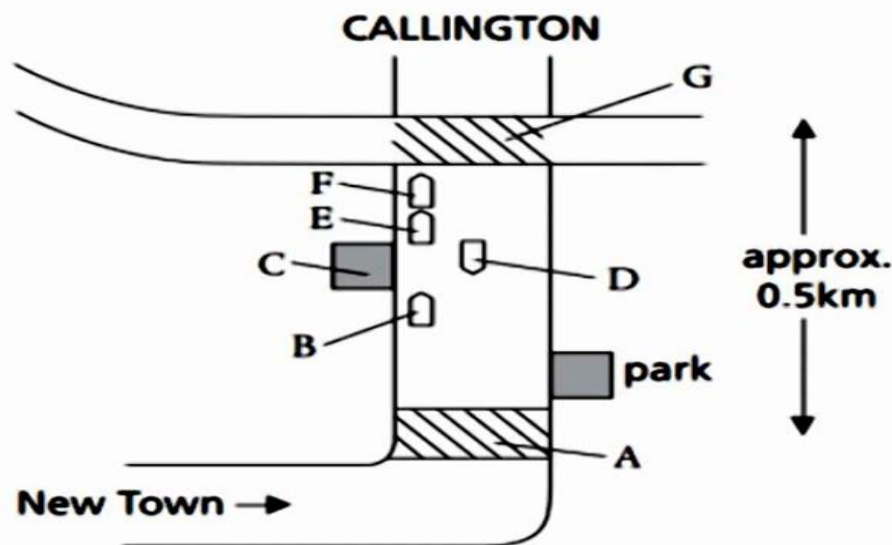


## Notes/summary/diagram/flow chart/table completion



# Labelling a diagram with numbered parts

**Questions 8–10** Label the diagram/plan below.  
Write the correct letter, A–G, next to questions 8–10.



8 traffic lights .....

9 petrol station .....

10 blue van .....

# Matching



## Questions 23–27

What recommendations does Dr Johnson make about the journal articles?

Choose your answers from the box and write the letters **A–G** next to questions 23–27.

- |          |                       |
|----------|-----------------------|
| <b>A</b> | must read             |
| <b>B</b> | useful                |
| <b>C</b> | limited value         |
| <b>D</b> | read first section    |
| <b>E</b> | read research methods |
| <b>F</b> | read conclusion       |
| <b>G</b> | don't read            |

*Example*

*Answer*

Anderson and Hawker:

**A**

.....

Jackson: 23 .....

Roberts: 24 .....

Morris: 25 .....

Cooper: 26 .....

Forster: 27 .....

## ***USEFUL Listening Tips***

1. Predict topic and questions
2. READ THE INSTRUCTIONS
3. Use a minute to look through each section
4. Careful with question order
5. Look at two questions at once
6. Move on if you miss an answer
7. Watch others if you're completely lost
8. Look out for paraphrasing
9. Ignore words you don't know
10. Use British or American spelling & upper or lower case letters
11. Don't worry about what you write on the exam sheet
12. Careful with what you write down
13. GET USED TO ACCENTS

**Listening and Reading scores are  
presented in whole or half bands**

**Writing and Speaking scores are reported  
in whole bands only**

## Listening Test - Raw Score Conversion

Raw Score	Band Score	Raw Score	Band Score
39-40	9	18-22	5.5
37-38	8.5	16-17	5
35-36	8	13-15	4.5
32-34	7.5	11-12	4
30-31	7	8-10	3.5
26-29	6.5	6-7	3
23-25	6	4-5	2.5



---

***ARE YOU  
LISTENING?***