

Pay the compliment to each other!

children



Accept a compliment!



-Thank you very much.

- Спасибо большое.

-Thanks a lot.

- Спасибо огромное.

-You are so kind.

- Вы так добры.

-I am glad you think so.

- Я рад, что вы так думаете.

-You really surprise me.

- Вы реально удивляете меня.

Pay the compliment to each other!

children



Accept a compliment!



-Thank you very much.

- Спасибо большое.

-Thanks a lot.

- Спасибо огромное.

-You are so kind.

- Вы так добры.

-I am glad you think so.

- Я рад, что вы так думаете.

-You really surprise me.

- Вы реально удивляете меня.

Pay the compliment to each other!

children



Accept a compliment!



-Thank you very much.

- Спасибо большое.

-Thanks a lot.

- Спасибо огромное.

-You are so kind.

- Вы так добры.

-I am glad you think so.

- Я рад, что вы так думаете.

-You really surprise me.

- Вы реально удивляете меня.

Pay the compliment to each other!

children



Accept a compliment!



-Thank you very much.

- Спасибо большое.

-Thanks a lot.

- Спасибо огромное.

-You are so kind.

- Вы так добры.


-I am glad you think so.

- Я рад, что вы так думаете.

-You really surprise me.

- Вы реально удивляете меня.

START



Help Minnie find her dress. Follow and circle the clothes words.

socks	jacket	shorts	hat	table	mother
apple	house	monkey	boots	mouse	tree
sun	jeans	belt	skirt	clock	blue
milk	gloves	dog	pizza	snake	fish
pencil	shoes	egg	T-shirt	jumper	scarf
book	cap	shirt	coat	box	trousers
tiger	zoo	brown	kite	school	dress

FINISH

Look at the pictures and write the correct words.
























 Thank you!

START



Help Minnie find her dress. Follow and circle the clothes words.

socks	jacket	shorts	hat	table	mother
apple	house	monkey	boots	mouse	tree
sun	jeans	belt	skirt	clock	blue
milk	gloves	dog	pizza	snake	fish
pencil	shoes	egg	T-shirt	jumper	scarf
book	cap	shirt	coat	box	trousers
tiger	zoo	brown	kite	school	dress

FINISH

Look at the pictures and write the correct words.























 Thank you!

Как разрабатываем экзаменационный текст/грамматику:

1. Выписать лексику из текста/повторение нужной грамматики.
2. Введение лексики с картинками/отработка грам.упражнений.
3. Перевод+кубик
4. Сам текст(animated with answers)
5. История на англ, затем перевод с русского на англ.
6. Видео на тему текста
7. На дом задаем диктант прописывать+ учить нашу историю на англ.

Как учим экзаменационному говорению:

1. Показываем задание экзамена+клише фраз.
2. Читаем или смотрим пример говорения!
3. Практикуемся вместе с учителем.
4. Практика в парах.
5. Фразы можно задать на дом на диктант.

Как учим экзаменационному написанию:

1. Показываем задание экзамена+клише фраз.(+клеем кривы)
 2. Читаем пример письменного задания!
 3. Разрабатываем план и вспоминаем нужные слова.
 4. Вспоминаем слова-связки!
 5. Начинаем писать задание в классе в конце урока.
 6. На дом задаём закончить работу на выходных.
- Проверка работ идёт на доске на следующий урок.

Для писем-обязательны шаблоны и разбор примеров(в классе)

+минимум грамматический и лексический

Видео после большого текста по этой тематике.

Учить истории с лексикой

Составление историй на русском, чтобы отрабатывать.

Шаблоны проверки для письменных заданий.

Team building games

Exam

Certificate

Comfort+support

Not friendship

Names

Stickers

Расписание переделать

FCE-pages-presentations

Нормативы урока: natural,active

:Lost in space

PET-conditionals

FCE-conjunctions

Synonyms

Coniunctions even



Нормативы урока:

- 1.Mood slide
- 2.Speaking warming –up
- 3.Checking the H.T
- 4.Fun stuff
- 5.Exam speaking-1
- 6.Film after checking the H.T
- 7.Listening
- 8.Natural part
- 9.Reading
- 10.Exam speaking-2
- 11.Grammar
- 12.Active part
- 13.Writing challenge in the end
- 14.Game



February birthdays!!!

From the 1st to 10th:

- Дружкова Настя (04.02)
- Тучков Марк (04.02)
- Дейнева Дарья (10.02)
- Егорова Анна (01.02)
- Кругликова Катя (09.02)
- Якименко Софья (05.02)
- Смоленцева Настя (10.02)
- Быстрова Кира (09.02)
- Верещак Улья (03.02)
- Купро Роман (01.02)
- Казань Данил (07.02)
- Казанов Миша (01.02)



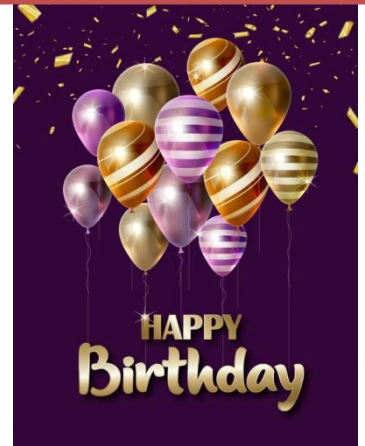
From the 21st to 31st:

- Бережнич Дима (25.02)
- Ледовой Влад (24.02)
- Аваева Анна (25.02)
- Ахметов Фарход (28.02)
- Мкоян Алиса (24.02)
- Редюкашина Катя (21.02)
- Ухонина Софья (27.02)
- Яновская Софья (22.02)

From the 11th to 20th:

- Воскресенский Руслан (14.02)
- Соболева Мария (14.02)
- Золотая Софья (20.02)
- Казькова Анна (13.02)
- Безбородов Софья (18.02)
- Корчагин Артём (12.02)
- Абрамчик Анна (13.02) бр.
- Неженец Валера (17.02)


Were you born in February?




We all must be organised:



First, take your Stationery boxes and glue the cribs!



Words+Speaking



Grammar+Writing



Pencil / Pen Box



Laminated group info:

Day	Homework	Class work	Total
1st			
2nd			
3rd			
4th			
5th			
6th			
7th			
8th			
9th			
10th			
11th			
12th			
13th			
14th			
15th			
16th			
17th			
18th			
19th			
20th			
21st			
22nd			
23rd			
24th			
25th			
26th			
27th			
28th			
29th			
30th			
31st			

Then, let your teacher sign in your copybooks!



Speaking to warm up!





+ / -
Pluses and minuses (of...)
Advantages and disadvantages
(of...)

Animated!



First, speak together about (+ or -)!!!
 Then, **choose** in pairs!

New Year or St.Valentines day



School or English Club



Candies or Cookies



Film or Cartoon



Having fun or Sleeping



Pay the compliment to each other!

children



Translate your cribs!!!

I like playing with you!

Love you hair

You are ve

You my

You

You beca es.

W cleve e!

I love you

I like your handwriting.

Accept a compliment!



-Thank you very much.

— Спасибо большое.

-Thanks a lot.

— Спасибо огромное.

-You are so kind.

— Вы так добры.

-I am glad you think so.

— Я рад, что вы так думаете.

-You really surprise me.

— Вы реально удивляете меня.

Your Hometask:

HOME TASK:



**Home task: Выдаётся на уроке в понедельник/вторник/среду
14.02.2022/15.02.2022/16.02.2022.**

**Сделать на среду/четверг/пятницу
16.0.2022/17.02.2022/18.02.2022.**

- 1. Dictation (prep. copying). (Movers Succeed Test 7)**
- 2. Exam copy.**
- 3. Watch Peppa and tell us about it next lesson!
(While the others are doing the writing challenge.)**

Animated!

Polar bears



1	there	it	this
2	another	every	many
3	at	in	for
4	fed	feeding	feed
5	better	well	best

Example

Polar bears live in the coldest parts of the world.

1 Because they are white, it is difficult to see them when they are moving around on snow or on ice in the sea.

2 Many polar bears eat sea birds and their eggs, and different kinds of small whales and fish. They have very strong

3 at swimming, too. Baby polar bears are called

4 'cubs'. Mothers feed fish to their cubs when they are small. But when cubs are three years old, they can catch fish

5 very well.

Movers Succeed Test 7

- 1. I went on a bus.**
- 2. I caught a bus.**
- 3. I took a train.**
- 4. My dad gave me a bag.**
- 5. We saw a huge lizard.**
- 6. We ran to the nearest restaurant.**
- 7. We ate pizza.**
- 8. We got on the bus.**

Movers Succeed Test 7

- 1. Я ехал в автобусе.**
- 2. Я сел на автобус.**
- 3. Я сел на поезд.**
- 4. Мой папа дал мне сумку.**
- 5. Мы видели огромную ящерицу.**
- 6. Мы побежали в ближайший ресторан.**
- 7. Мы ели пиццу.**
- 8. Мы сели в автобус.**



Translate into Russian.

One day a boy Bob caught a train and went to his friend.
Then, he got off it because Bob forgot the ticket.
His mother saw the ticket and gave him.
After that, the boy took a train and came to his friend.
They ran to the restaurant where boys ate vegetable soup.
Finally, friends went on a bus to the cinema.



Translate into English.



Они побежали в ресторан, где мальчики ели овощной суп.
Наконец друзья взошли на автобусе в кино.

Dictation

Movers Succeed Test 7

1. I went on a bus.
2. I caught a bus.
3. I took a train.
4. My dad gave me a bag.
5. We saw a huge lizard.
6. We ran to the nearest restaurant.
7. We ate pizza.
8. We got on the bus.

Movers Succeed Test 7

1. Я ехал в автобусе.
2. Я сел на автобус.
3. Я сел на поезд.
4. Мой папа дал мне сумку.
5. Мы видели огромную ящерицу.
6. Мы побежали в ближайший ресторан.
7. Мы ели пиццу.
8. Мы сели в автобус.

2022-Love Photo session

Look at your photos and get your Valentines!!!



Kids

Pronunciation

St. Valentine's poems

A circle is round,
It has no end.
That is how long
I'll be your friend.



Roses are red
Violets are blue
Sugar is sweet
And so are you.



I love coffee,
I love tea,
I love you,
Do you love me

LOVE

Valentine's
Day



Across the land,
Across the sea,
Friends forever
We will be.

A circle is round,
It has no end.
That is how long
I'll be your friend

Roses are red
Violets are blue
I made this card
Just for you.



Combined task(speaking+writing)

1. Watch Peppa and tell us about it next lesson!
(While the others are doing the writing challenge.)



For example!

Teachers, provide level stories with required words
(Verbs, linking, adjectives).

START ← → ↑ ↓ Help Minnie find her dress. Follow and circle the clothes words.

socks	jacket	shorts	hat	table	mother
apple	house	monkey	boots	mouse	tree
sun	jeans	belt	skirt	clock	blue
milk	gloves	dog	pizza	snake	fish
pencil	shoes	egg	T-shirt	jumper	scarf
book	cap	shirt	coat	box	trousers
tiger	zoo	brown	kite	school	dress

FINISH

Look at the pictures and write the correct words.

	<input type="text"/>		<input type="text"/>		<input type="text"/>		<input type="text"/>
	<input type="text"/>		<input type="text"/>		<input type="text"/>		<input type="text"/>
	<input type="text"/>		<input type="text"/>		<input type="text"/>		<input type="text"/>
	<input type="text"/>		<input type="text"/>		<input type="text"/>		<input type="text"/>
	<input type="text"/>		<input type="text"/>				Thank you!



Game:

There are 14 glasses on the tray.
Under 3 of them you can find a candy.
One by one try to guess!




Exam listening



Bill is telling Peter about a birthday party he went to last weekend. Each person dress up for the party?
 Listen and write a letter in each box. There is one example.



A



B




Bill

13-Test 3 Movers-Part 3.mp3



his sister



C




D



his cousin




E




F



his aunt




his uncle



G



H



his brother

The secret life of Pets



The Secret Life of Pets - The Owners Leave Scene (1-10) - Movieclips (720p) (via Skyload).mp4

Prepositions of time

at

night
clock

holidays

at night
at 7 o'clock
at 6.35 p.m.
at Christmas
at the weekend

on

days of the week
dates
particular days

on Mondays
on (the) 5th (of) June
on my birthday
on the following day

in

parts of the day
months
seasons
years
decades
centuries

in the morning
in December
in winter
in 2015
in the 1990's
in the 20th century

Write *at*, *in*, or *on*.

animated

1. Bernardo gets up at 8:15.
2. Fathers' Day is in June.
3. I visit my grandmother on Mondays.
4. Our English class starts at 6:30.
5. I study my English books in the evening.
6. Linda finishes work at 5:45.
7. Leonardo's birthday is in November.
8. That store isn't open on Fridays.
9. Thanksgiving Day is on the fourth Thursday of November.
10. This bank opens at 7:00 in the morning.
11. Teachers' Day is in October.

Individual test.

animated

12. The music shop closes at 8:30.
13. Halloween is in October.
14. I sleep at midnight.
15. Simon goes to work in the afternoon.
16. Harry works at night.
17. David doesn't work on Saturdays and Tuesdays.
18. Robin goes to work in the morning at 8:00.
19. His birthday is on September 7th.
20. My sister's birthday's on February 14th.
21. Ralph doesn't go to work on Saturdays.
22. Mothers' Day is in May.
23. April Fools' Day is on April 1st.
24. I eat my breakfast at 7:15 every day.
25. Paul doesn't go to work at the weekend.



Shake and guess the color:



Shake and guess the color:



Shake and guess the color:



Shake and guess the color:

Look and read and write.



Complete the sentences.

animated

- 1 The man with the orange **bag** is getting on the train.
- 2 The train to Oxford is red, black and **white**

Answer the questions.

- 3 What is the girl in the blue skirt holding?

a ball

- 4 What is the woman in the pink skirt carrying?

some (three) books

Examples

There is a woman getting off **the train**

What is the man near the black bag wearing? **a green shirt**








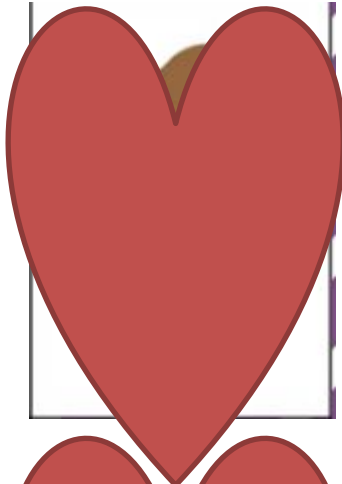



Now write two sentences about the picture.

5

6

kids

Happy Valentine





- 7 questions -

Look at the pictures and read the story. Write some words to complete the sentences about the story. You can use 1, 2 or 3 words.

My name is Fred. Every year we have a sports day at our school. This year it was on the last day of school. Everyone in my family came. My grandfather and grandmother and my cousins came too! My youngest cousin is only six years old. Her name is Lucy.

Questions

- 1 All of Fred's **family** came to the sports day.
- 2 Lucy is Fred's **youngest** cousin.

The first game was basketball. Our parents played with the children. It was funny to see my mum and dad run and jump and throw the ball. We had a lot of fun and everyone was very tired after the game. Then there was a game for the younger children. Lucy wanted to play but she was afraid of the older children and started to cry. She sat down on the grass near my grandmother.




- 3 The parents **played** basketball with the children.
- 4 After the game, the parents and the kids were very **tired**
- 5 Lucy didn't want to play because she was **afraid** of the older children.

Then a boy called Paul, who was seven, took Lucy's hand.

'Don't cry,' he said. 'You can play with me.'

Lucy was so happy! She played with him and the younger children. She skipped and laughed with them. She and Paul ate a big ice cream!

All my family were happy and my grandfather took lots of pictures with his camera. It was a fantastic day!



6 Lucy stopped crying and played with Paul and the younger **children**

7 Paul and Lucy ate an **ice cream**

Valentine's Day Matching

Draw a line from each Valentine's Day word on the left to the matching picture on the right side of the page.

1

Animated!

Heart



Cupid



Gift



Chocolates



Card



Rose



Valentine's Day Word Scramble

Look at each Valentine's Day picture and unscramble the letters and write the word on the line provided.

2



rehat



tifg



darc



nadyc



esor



piduc


Example

animated

4

Lucy: I love your bike!

- Paul:**
- A Thanks. Me too!
 - B It's mine!
 - C Yes, it is.



Lucy: When was your birthday?

- Paul:**
- A It's on Saturday.
 - B Every day.
 - C At the weekend.

Questions

1 **Lucy:** Is it new?

- Paul:**
- A It wasn't.
 - B Yes, it is.
 - C I didn't know.

2 **Lucy:** Who gave it to you?

- Paul:**
- A My dad was.
 - B I gave it to him.
 - C My mum and dad.

3 **Lucy:** Was it a present for your birthday?

- Paul:**
- A Yes. It was.
 - B No, it is.
 - C Yes, I liked it.

6

Lucy: Can I ride in front of you?

- Paul:**
- A No, I can't.
 - B OK, that's fine!
 - C So can I!



Now,
Next,
After that,
Finally,



V s/es



+ Ving



- Story -





Now,
Next,
After that,
Finally,



V s/es



+ Ving





Now,
Next,
After that,
Finally,



V s/es
♥ + Ving



Competition in teams!

St Valentine Day

I love you



- a) Angel
- b) Cupid
- c) Valentine



- a) heart
- b) kiss
- c) lips

- a) cat
- b) rabbit
- c) teddy



- a) tulip
- b) daisy
- c) rose



- a) fax
- b) letter
- c) card


Be my Valentine

- a) flowers
- b) balloons
- c) balls





- a) kiss
- b) hug
- c) smile


Competition in teams!


- 
- a) kiss
 - b) hug
 - c) couple


- 
- a) date
 - b) meeting
 - c) appointment


- 
- a) anger
 - b) love
 - c) kiss


- 
- a) marshmallows
 - b) chocolates
 - c) candies

- 
- a) arrow
 - b) bow
 - c) archery

- 
- a) cake
 - b) bonbon
 - c) doughnut

- 
- a) poem
 - b) essay
 - c) song

- 
- a) chocolates
 - b) sweets
 - c) flowers

- 
- a) cake
 - b) gift
 - c) card

Your Hometask:

HOME TASK:



**Home task: Выдаётся на уроке в среду/ четверг/ пятницу:
16.02.2022/ 17.02.2022/ 18.02.2022.**

**Сделать на понедельник/вторник/среду:
21.02.2022/22.02.2022/23.02.2022.**

- 1. Dictation (prep.copying) Compliments**
- 2. Rewrite a story.**
- 3. Exam copy.**
- 4. Grammar copy.**

**One day a boy Bob caught a train and went to his friend.
Then, he got off it because Bob forgot the ticket.
His mother saw the ticket and gave him.
After that, the boy took a train and came to his friend.
They ran to the restaurant where boys ate vegetable soup.
Finally, friends went on a bus to the cinema.**



Pay the compliment to each other!

children



I like playing with you!

Love your hair!

You are very kind!

You're my best friend.

You are so funny!

You have beautiful eyes.

Wow! How clever you are!

I love you

I like your handwriting.

Accept a compliment!



-Thank you very much.

- Спасибо большое.

-Thanks a lot.

- Спасибо огромное.

-You are so kind.

- Вы так добры.

-I am glad you think so.

- Я рад, что вы так думаете.

-You really surprise me.

- Вы реально удивляете меня.

Complete the time expressions with at/on/in.

1. _____ summer.

2. _____ night.

3. _____ June 5.

4. _____ 2008.

5. _____ September.

7. _____ Easter.

8. _____ Sunday.

9. _____ 8 o'clock.

10. _____ half past ten.



One week, Jane went for a drive with her parents. They put a big picnic in the car. Dad drove and Jane listened to music. They got to the forest and they went for a long walk. Jane saw a small pink house by a river.

"What house is that?" asked Jane. "I don't know," said Mum.

They stopped and ate their picnic. Then they sat under a tree and Jane listened to Mum who told her a story.

"There was a little girl called Jane who went for a walk in a forest and met a nice bear called Mr Sam..."

Jane was very tired. She closed her eyes and slept. She started to dream.

Examples

Jane and her parents went for a drive last week

"Hello, Jane," said a nice big brown bear, "my name is Mr Sam."

"I know," answered Jane. "My mum told me about you."

"Would you like to see my house?" asked Mr Sam.

"Yes, please," said Jane.

Mr Sam showed Jane his small pink house, which was next to a river.

"What a great house!" said Jane.

They went inside and had some cake and milk. Mr Sam gave Jane his old scarf to wear because she was cold. It was purple and white.

"You can take my old scarf home, Jane," said Mr Sam. "It's a present."

"Thank you," said Jane. "I love it."

3 Jane had a dream and talked to a bear who was called

4 Mr Sam took Jane to see, which was next to a river.




3. Make it right!

Find the mistake in each sentence and correct it.

- a. My birthday is ~~on~~ October. My birthday is in October.
- b. His mother was born at 1979. _____
- c. I normally wake up on 8 o'clock. _____
- d. We don't go to school in Sundays. _____
- e. They always read stories on bedtime. _____
- f. Where did you go at August? _____
- g. In New Year's Day we're going to watch the fireworks. _____
- h. She's starting school in 5 September. _____



a blanket



a cafe

Example

You dry your body with this when you are wet.

.....


Questions

1 People drink coffee here.

.....



a sweater




a teacher

2 You see this person when you are not well.

.....

3 This is a baby dog.

.....



an ice cream



a doctor

4 You wear this when it is cold.

.....