




8 b

Master chef



Vocabulary

◆ Food & drinks

- 1** a) 🗣️ Listen and repeat. What names of these foods/drinks are/sound similar in your language? Which do you eat/drink for breakfast/lunch/dinner?
- b) 😊😞 Which of the foods in the pyramid do you like/not like?

▶ A: I like cherries, but I don't like grapes.
B: Really? I like ...

◆ Containers

- 2** 🗣️ Look at the picture and fill in the gaps. Listen and check.

- | | |
|---------------------|---------------------|
| 1 a carton of | 4 a glass of |
| 2 a box of | 5 a packet of |
| 3 a bowl of | 6 a bottle of |

Reading

- 3** a) Read the first exchange. What is the dialogue about? Listen, read and check.

Ann: How about pasta with chicken in tomato sauce for dinner tonight?

Bob: That sounds great! Have we got everything we need?

Ann: Let's look in the cupboards.

Bob: We've got some pasta and some tomato sauce.

Ann: Are there any onions?

Bob: We've got a lot of onions, but there isn't any garlic.

Ann: Is there any cheese?

Bob: There is some, but there isn't any chicken. And there isn't much olive oil.

Ann: OK, let's make a shopping list, then.

- b) 😊😞 Write their shopping list. Then read the dialogue aloud.

THE 1ST ROUND

PATHFINDER

[tʃ]

[t]

ex.1a, p.98



Food and drinks


Spotlight 5

Module 8

Unit 8b

THE 2ND ROUND
"Memorize"

*I like ..., but
I don't like...*



What is there in each slide?



E.g. There is some milk.

What is there
in the previous slide?

Can you remember?





**What is there
in the previous slide?**

Can you remember?

There are two apples.



There are some grapes.



There is some orange juice.





**What is there
in the previous slide?**

Can you remember?

There is some chocolate.



There are three tomatoes.



There is a cake.

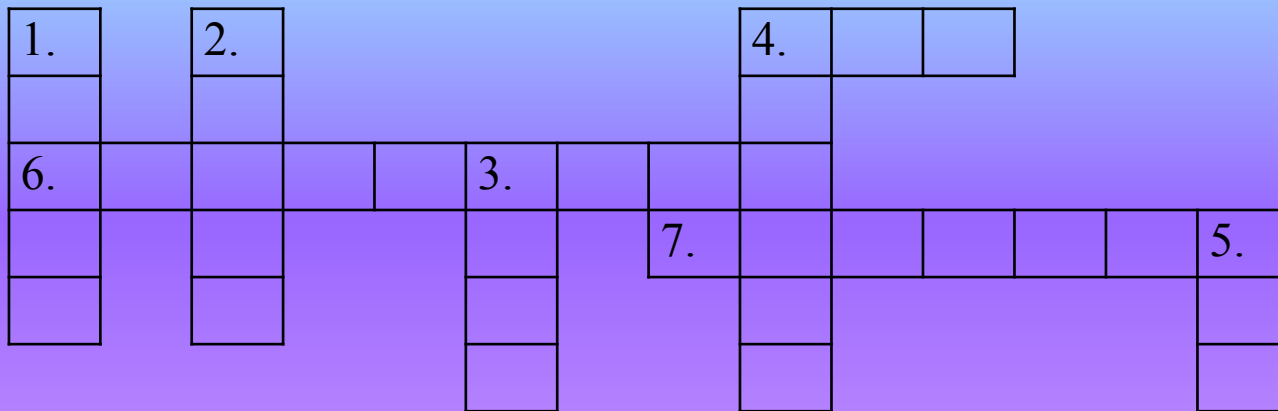


There is some meat.



THE 3RD ROUND

“EXACT”



Вертикально: 1. Фруктовый напиток; 2. Бывает черный, белый; 3. Каша; 4. Растет на огороде; 5. Курица несет

Горизонтально: 4. Его пьют с утра; 6. Сладкий холодный десерт; 7. Мясное изделие

THE 3RD ROUND “EXACT”

1.J		2.B						4.T	E	A			
U		R						O					
6.I	C	E	-	C	3.R	E	A	M					
C		A			I		7.S	A	U	S	A	G	5.E
E		D			C			T					G
					E			O					G

Вертикально: 1. Фруктовый напиток; 2. Бывает черный, белый; 3. Каша; 4. Растет на огороде; 5. Курица несет

Горизонтально: 4. Его пью с утра; 6. Сладкий холодный десерт; 7. Мясное изделие



ФИЗКУЛЬТМИНУТКА

“THE THIRD IS UNNECESSARY”

HURRY UP TO SEE



CARTOON

DONALD DUCK IS
THE MASTER CHEF

The recipe of the pie

- This recipe is... Are _____ ready?

- Yes.

- Mix together one _____ of _____ and one pound of flour and then add _____ fresh _____...

- Eggs? Just a minute... _____.

- I repeat. Add two fresh eggs. And add baking powder

OK bottle eggs you milk two

The recipe of the pie

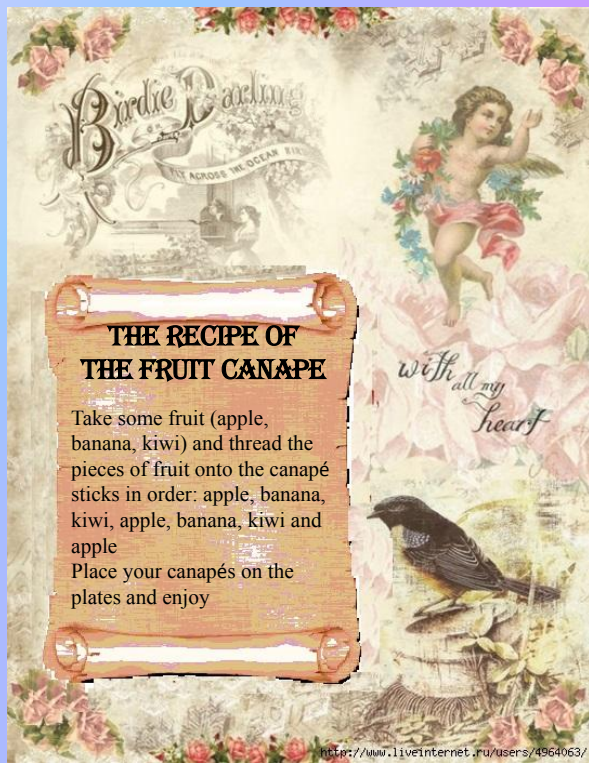
- This recipe is... Are you ready?

- Yes.

- Mix together one bottle of milk and one pound of flour and then add two fresh eggs...

- Eggs? Just a minute... OK.

- I repeat. Add two fresh eggs. And add baking powder



THE RECIPE OF THE FRUIT CANAPE

Take some fruit (apple, banana, kiwi) and thread the pieces of fruit onto the canapé sticks in order: apple, banana, kiwi, apple, banana, kiwi and apple
Place your canapés on the plates and enjoy

<http://www.liveinternet.ru/users/4964063/>



THE RECIPE OF THE FRUIT CANAPE

Take some fruit (apple, banana, grape) and thread the pieces of fruit onto the canapé sticks in order: apple, banana, grape, apple, banana, grape and apple
Place your canapés on the plates and enjoy

<http://www.liveinternet.ru/users/4964063/>



THE RECIPE OF THE FRUIT CANAPE


Take some fruit (apple, banana, orange) and thread the pieces of fruit onto the canapé sticks in order: apple, banana, orange, apple, banana, orange and apple
Place your canapés on the plates and enjoy

<http://www.liveinternet.ru/users/4964063/>

HOMEWORK

Textbook

Exercise 3 on page 98



Thank you very much!

