

THE OLD POST

ILLUSTRATED WEEKLY NEWSPAPER

Member of the Associated Press .

Aenean commodo ligula eget dolor.
Aenean. Aenean commodo ligula eget
dolor. Aenhswe. Cejhciebce fedded.

Est. 1869

Wednesday, November 24, 1892

Price 6d

INSERT YOUR HEADLINE

**Lorem ipsum
dolor sit amet,
consectetur
adipiscing elit.**

Aenean commodo ligula
eget dolor. Aenean massa.
Cum sociis natoque
penatibus et magnis dis
parturient montes, nascetur
ridiculus mus. Donec
quam felis, ultricies nec,
pellentesque eu, pretium
quis, sem. Nulla consequat
massa quis enim. Donec
pede justo, fringilla vel,
aliquet nec, vulputate eget,
arcu. Etiam ultricies nisi
vel augue. Curabitur
ullamcorper ultricies nisi.
Nam eget dui. Etiam
rhoncus.

**Dolor sit amet,
consectetur
adipiscing elit.**









Aenean commodo ligula
eget dolor. Aenean
massa. Cum sociis
natoque penatibus et
magnis dis parturient
montes, nascetur
ridiculus mus. Donec
quam felis, ultricies nec,
pellentesque eu, pretium
quis, sem. Nulla
consequat massa quis
enim. Donec pede justo,
fringilla vel, aliquet nec,
vulputate eget, arcu.
Etiam ultricies nisi vel
augue. Curabitur
ullamcorper ultricies
nisi. Nam eget dui.
Etiam rhoncus.

**Commodo et
ligula egetdolor.
Aenean massa.**

Cum sociis natoque
penatibus et magnis dis
parturient montes,
nascetur ridiculus mus.
Donec quam felis,
ultricies nec,
pellentesque eu, pretium
quis, sem. Nulla
consequat massa quis
enim. Donec pede justo,
fringilla vel, aliquet nec,
vulputate eget, arcu.
Etiam ultricies nisi vel
augue. Curabitur
ullamcorper ultricies
nisi. Nam eget dui.
Etiam rhoncus. Donec
vitae sapien ut libero
venenatis faucibus.
Nullam quis ante.



COLOUR SCHEME

Background	Text & Lines	Shadows	Title Text
			
Fills	Accent	Accent & Hyperlink	Followed Hyperlink
			




"Windsor" Suit (Jacket and Knickers)
 For boy of 3 years, 15/6
 Blouses from 3/6

**COMPLETE
 OUTFITTING
 GUIDE**
POST FREE ON APPLICATION.

Applications for Patterns should give a rough outline of the kind and quality desired.

BLACK.



WHITE.

White to play, and mate in four moves.

EXAMPLE OF A BULLET POINT SLIDE 1

- Bullet point
- Bullet point
 - Sub Bullet

The following is an instructive game played between M. Von HEYDEBRAND and M. DE RIVIERE.

(Scotch Gambit.)

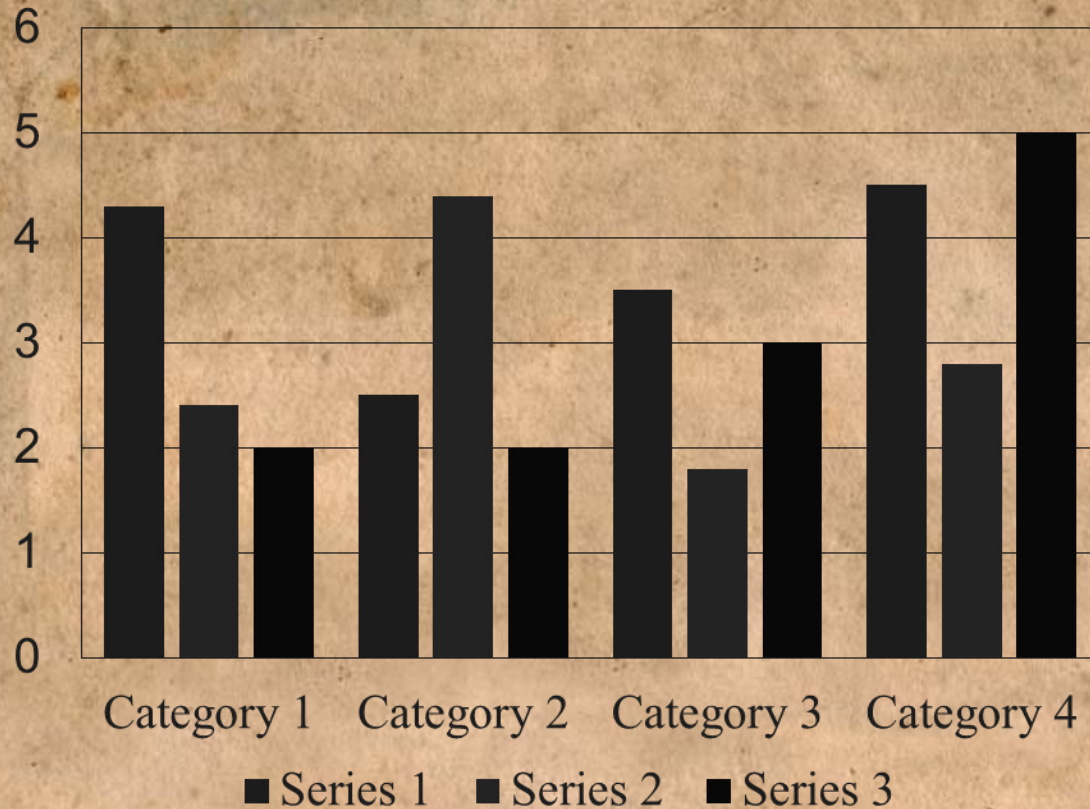
WHITE (M. Von H.)	BLACK (M. de R.)	WHITE (M. Von H.)	BLACK (M. de R.)
1. P to K 4th	P to K 4th	20. Q Kt to K B 3rd	Q R to Q B sq
2. P to Q 4th	P takes P	21. K B to K sq	P to K Kt 4th
3. K Kt to K B 3rd	Q Kt to Q B 3rd	22. Q to K 2nd	P to K R 4th (a)
4. K B to Q B 4th	K Kt to K B 3rd	23. Q Kt to Q 2nd	Q takes K P
5. P to K 5th	P to Q 4th	24. Kt takes Kt	P takes Kt
6. K B to Q Kt 5th	K Kt to K 5th	25. Q takes R P	Q takes Q
7. Kt takes P	Q B to Q 2nd	26. R takes Q	Q R to K sq
8. B takes K	P takes B	27. Q R to K sq	B takes Kt
9. Castles	K B to Q B 4th	28. P takes B	R takes R
10. P to Q B 3rd	Castles	29. R takes R	R to K sq
11. Q Kt to Q 2nd	Q to K 2nd	30. R takes R (ch)	B takes R
12. Q Kt to K B 3rd	K B to Q Kt 3rd	31. P to K R 4th	P to Q B 4th
13. P to Q R 4th	P to Q R 4th	32. P takes Q B P	B takes Q R P
14. P to K R 3rd	P to Q B 4th	33. P takes K Kt P	B to Q B 3rd
15. K Kt to K 2nd	P to Q B 3rd	34. B takes P	K to Kt 2nd
16. B to K B 4th	P to K B 3rd	35. P to K B 3rd	K to Kt 3rd
17. B to K B 2nd	P to K B 4th	36. K to B 2nd	P to Q R 5th
18. Q Kt to Q 2nd	P to Q B 5th	37. B to Q B sq	P to K R 5th
19. K Kt to Q 4th	P to K B 5th	38. K to his 2nd—and wins.	

(a) The fault of the Game. If, instead of playing thus, Black had boldly marched forward with his K Kt Pawn, it is pretty evident he would have been master of the situation in a very few moves.

EXAMPLE OF A BULLET POINT SLIDE 2

- **Bullet point**
- **Bullet point**
 - **Sub Bullet**

EXAMPLE OF A GRAPH



Bullet Point Example

- Point 1
 - Sub-Pont 1
- Point 2
 - Sub-Point 2

Lorem ipsum dolor sit amet, consectetur adipiscing elit.

Aenean commodo ligula eget dolor. Aenean massa. Cum sociis natoque

aliquet nec, vulputate eget, arcu. Etiam ultricies nisi vel augue. Curabitur ullamcorper ultricies nisi. Nam eget dui. Etiam rhoncus. Donec vitae sapien ut libero venenatis faucibus. Nullam quis ante.


Dolor sit amet, consectetur adipiscing elit.

Aenean commodo ligula eget dolor. Aenean massa. Cum sociis natoque penatibus et magnis dis parturient montes,

aliquet nec, vulputate eget, arcu. Etiam ultricies nisi vel augue. Curabitur ullamcorper ultricies nisi. Nam eget dui. Etiam rhoncus. Donec vitae sapien ut libero venenatis faucibus. Nullam quis ante. Sed fringilla mauris sit amet nibh. Donec sodales sagittis magna. Sed consequat, leo eget

Commodo et ligula egetdolor. Aenean massa. Cum sociis natoque penatibus et magnis dis parturient montes, nascetur ridiculus mus. Donec quam felis, ultricies nec, pellentesque eu, pretium quis, sem. Nulla consequat massa quis enim. Donec pede justo, fringilla vel, aliquet nec, vulputate eget, arcu.

EXAMPLE OF A PICTURE SLIDE



- Point 1
 - Sub-Pont 1
- Point 2
 - Sub-Point 2

**Lorem ipsum
dolor sit amet,
consectetur
adipiscing elit.**

Aenean commodo ligula
eget dolor. Aenean massa.,

aliquet nec, vulputate
eget, arcu. Etiam
ultrices nisi vel augue.
Curabitur ullamcorper
ultrices nisi. Nam eget
dui. Etiam rhoncus.
Donec vitae sapien ut
libero venenatis
faucibus.

**Dolor sit amet,
consectetur
adipiscing elit.**

Aenean commodo ligula
eget dolor. Aenean
massa. Cum sociis
natoque penatibus et
magnis

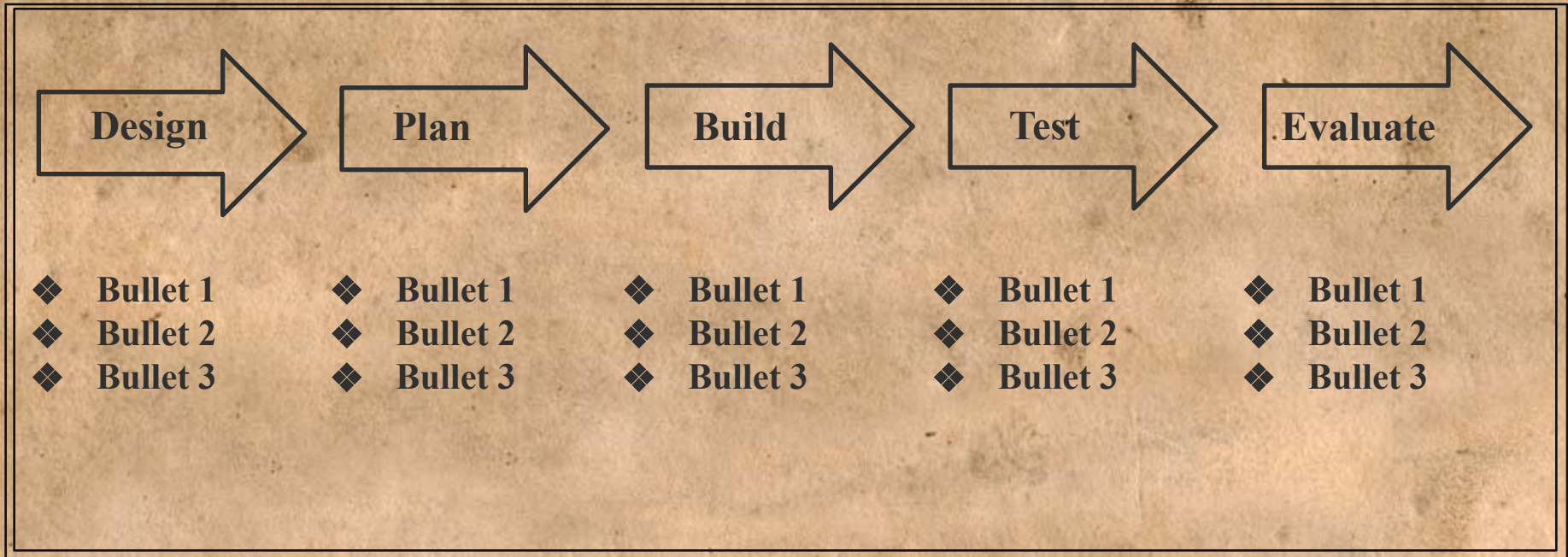
aliquet nec, vulputate
eget, arcu. Etiam
ultrices nisi vel augue.
Curabitur ullamcorper
ultrices nisi. Nam eget
dui. Etiam rhoncus.
Donec vitae sapien ut
libero venenatis
faucibus.

**Commodo et
ligula egetdolor.**

Aenean massa.

Cum sociis natoque
penatibus et magnis dis
parturient montes,
nascetur ridiculus mus.
Donec quam felis,
ultrices nec,
pellentesque eu, pretium
quis, sem. Nulla
consequat massa quis
enim. Donec pede justo,
fringilla vel, aliquet nec,
vulputate eget, arcu.
Etiam ultricies nisi vel
augue. Curabitur
ullamcorper ultricies
nisi. aliquet nec,
vulputate eget, arcu.
Etiam ultricies nisi vel
augue. Curabitur
ullamcorper ultricies
nisi. Nam eget dui.
Etiam rhoncus. Donec
vitae sapien ut libero
venenatis faucibus.
Nullam quis ante. Sed
fringilla mauris sit amet
nibh. Donec sodales
sagittis magna. Sed
consequat, leo eget
bibendum sodales, augue
velit cursus nunc. Donec
vitae sapien ut libero
venenatis faucibus.
Nullam quis ante.

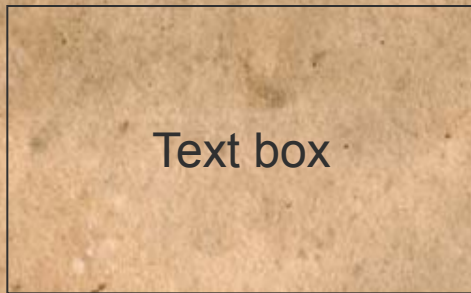
PROCESS FLOW



EXAMPLE OF A TABLE

Title	Title
Data	Data

EXAMPLE OF DEFAULT STYLES



Table	



- Text and lines are like this
- [Hyperlinks like this](#)
- Visited hyperlinks like this

USE OF TEMPLATES

You are free to use these templates for your personal and business presentations.

We have put a lot of work into developing all these templates and retain the copyright in them. You can use them freely providing that you do not redistribute or sell them.

Do

- ✓ Use these templates for your presentations
- ✓ Display your presentation on a web site provided that it is not for the purpose of downloading the template.
- ✓ If you like these templates, we would always appreciate a link back to our website. Many thanks.

Don't

- ☐ Resell or distribute these templates
- ☐ Put these templates on a website for download. This includes uploading them onto file sharing networks like Slideshare, Myspace, Facebook, bit torrent etc
- ☐ Pass off any of our created content as your own work

**You can find many more free PowerPoint templates
on the Presentation Magazine website**

www.presentationmagazine.com