



Index

1.	<u>Name Game</u>	16.	<u>What Are Your Goals for the Term?</u>
2.	<u>Name Game 2</u>	17.	<u>Treasure Hunt</u>
3.	<u>Present Your Partner</u>	18.	<u>From the Best to the Worst</u>
4.	<u>Celebrity Hot Seat</u>	19.	<u>Object Show and Tell</u>
5.	<u>Find Three Things in Common</u>	20.	<u>My photo Album Show and Tell</u>
6.	<u>Find Someone Who... Bingo!</u>	21.	<u>This Class Is...</u>
7.	<u>Three Emojis to Describe Me</u>	22.	<u>Only Questions... No Answers</u>
8.	<u>Three Memes about My Life</u>	23.	<u>Beep, Bop, Buzz!</u>
9.	<u>Draw a Coat of Arms</u>	24.	<u>The Facts Are in the Pencils</u>
10.	<u>The Question Spinner – Easy Mode</u>	25.	<u>Fish, Dish, Spoon</u>
11.	<u>The Question Spinner – Challenge Mode</u>	26.	<u>Copy My Drawing</u>
12.	<u>What Can You Teach Me?</u>	27.	<u>New to Science</u>
13.	<u>My Values</u>	28.	<u>Puzzle Pieces</u>
14.	<u>If This Is the Answer, What Is the Question?</u>	29.	<u>Class Orchestra</u>
15.	<u>Five Things I'm Grateful For</u>	30.	<u>Ask Your Teacher...</u>

Name Game

Say your name and one thing you like. The next person has to remember your thing, and add their own.



My name is Mariana and I like Super Hero Girls.

Her name is Mariana and she likes Super Hero Girls. My name is Dan and I like dancing.



Her name is Mariana and she likes Super Hero Girls. His name is Dan and he likes dancing. My name is Chloe and I like hamsters...


back



Name Game 2



Introduce yourself with an adjective that begins with the same letter as your first name, e.g. 'I'm Kind Kara.'



The next person repeats your name and adjective and adds their own, e.g. 'This is Kind Kara and I'm Smiley Sofie.'

Each student in turn tries to repeat all of the previous names in order, adding their own each time. Can you do a roll call of the whole class like this?



back

Present Your Partner

Work in pairs. Ask questions to get to know your partner and then present them to the class. Here are some topics you could talk about:

favourite things

plans for the term

interesting skills



what they like about learning English

their dreams for the future

back

Celebrity Hot Seat

The player in the hot seat pretends to be a celebrity. Don't tell the others who you are; they have to ask questions to discover your secret identity.



Challenge

What can you remember from the last time you played Celebrity Hot Seat?

back

Find Three Things in Common

Talk to everyone in the class, individually. The goal is to talk until you find three things in common with the other person. Then, change partners. Try and avoid repetition when you talk to the next person.



“What’s your favourite food?”



“I love chocolate ice cream.”

“Me too! That’s one thing we have in common.”

back

Find Someone Who... Bingo!

Ask questions until you have a name on each square. Then, shout 'Bingo!'.

has an interesting pet Name:	has a brother Name:	is wearing green Name:
can draw and paint well Name:	can say 'she sells sea shells on the sea shore' three times Name:	was born in February Name:
went to a shop today Name:	can play a musical instrument Name:	doesn't like cheese Name:

back

Three Emojis to Describe Me

Look on your phone or computer and choose three emojis that describe your life. Look at your partner's memes and ask them some questions:

My personality:



My interests:



“Why did you choose...?”

“Do you like...?”


“How often do you...?”

“Are you similar to/different from...?”

back

Three Memes about My Life

Look on your phone or computer and choose three memes that describe your life. Look at your partner's memes and ask them some questions:



“Why did you choose...?”

“Do you like...?”



“How often do you...?”

“Are you similar to/different from...?”

back

Draw a Coat of Arms

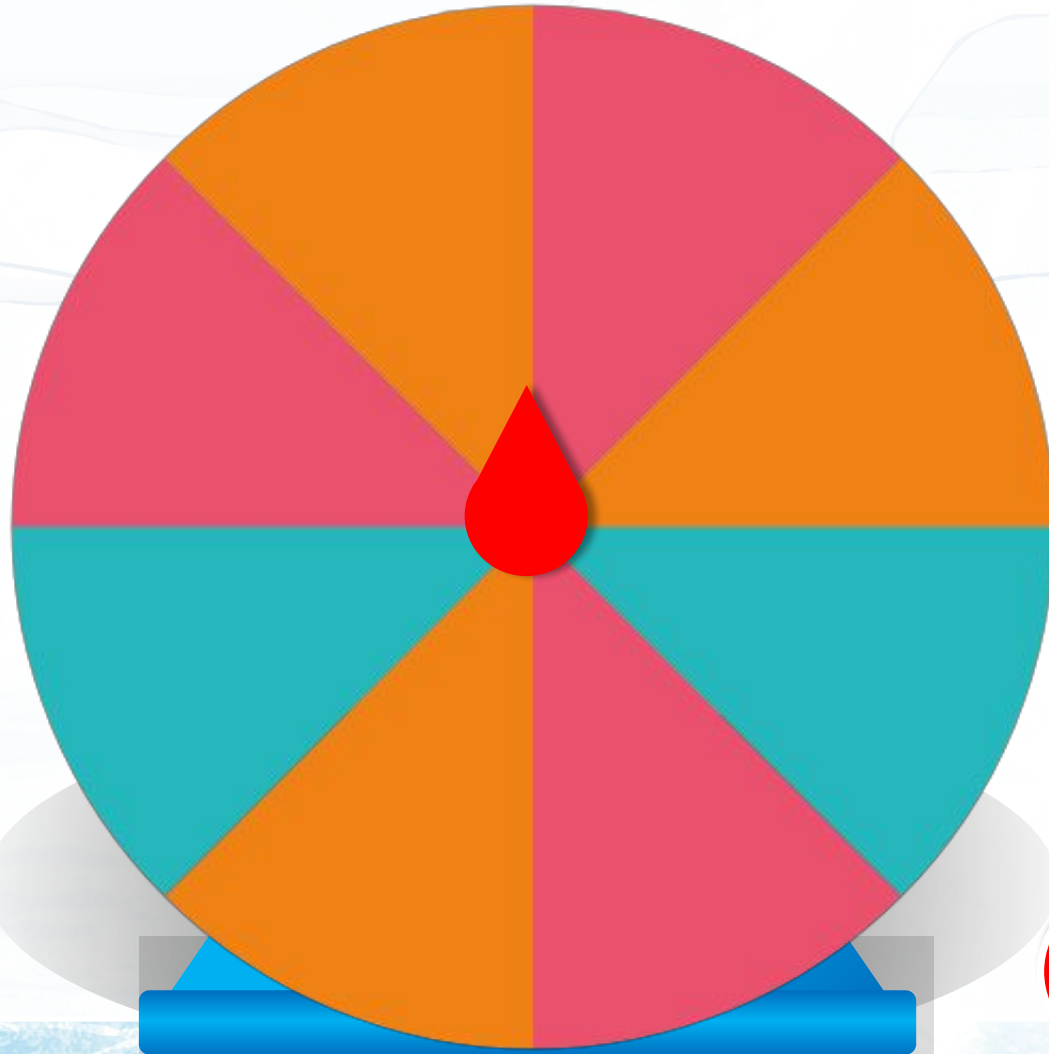
In the past in Europe, noble families had a coat of arms that would represent them. Design a coat of arms that represents your family. You could include symbols connected to your name, your interests or your history. When you're finished, look at your partner's coat of arms and ask questions:



“Why did you draw...?”

The Question Spinner – Easy Mode

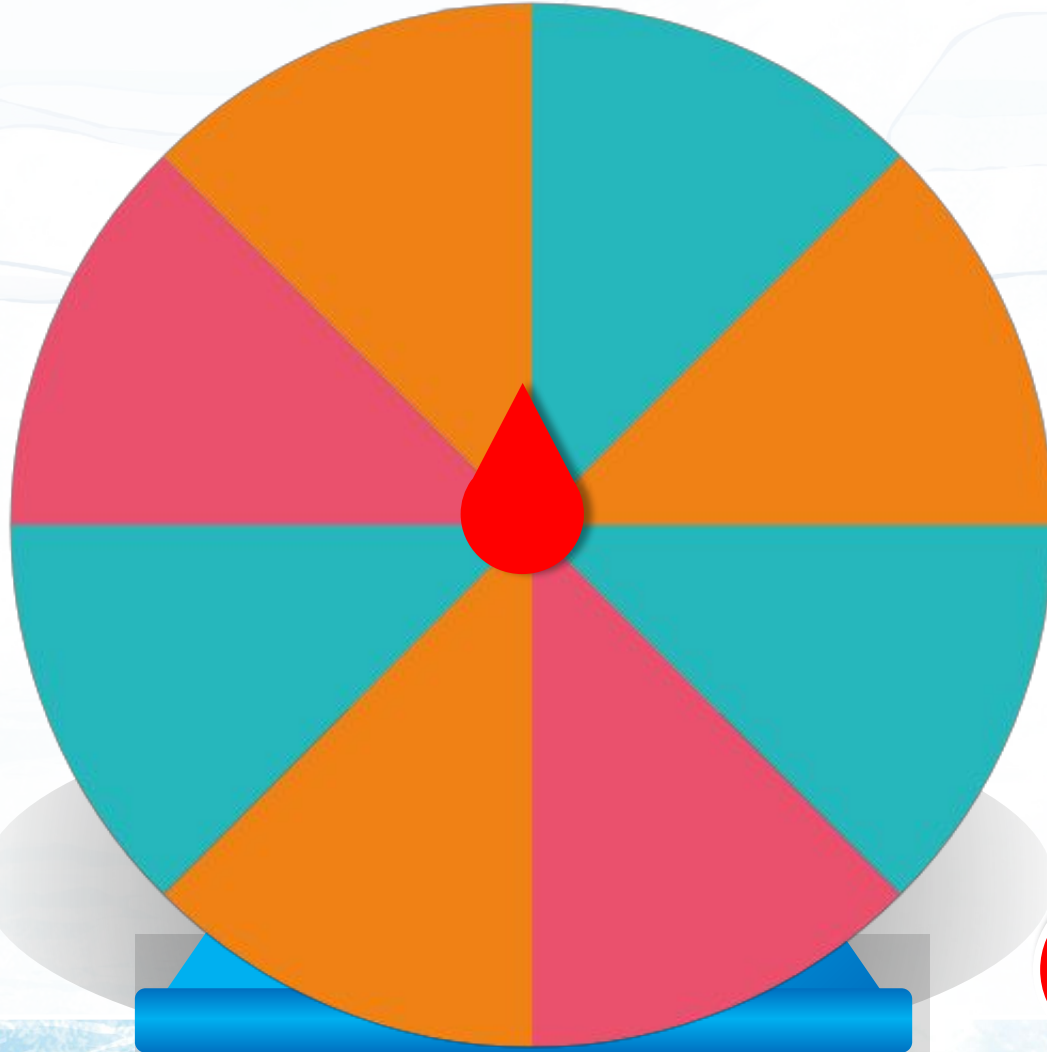
Press the spinner and answer the question.



back

The Question Spinner – Challenge Mode

Press the spinner and answer the question.



back

What Can You Teach Me?

Everyone has a special skill. What's yours? It could be something small, like how to make the perfect cup of hot chocolate, or something big, like how to win a cycling race.

Then, your partner will teach you something new, too!

Think about what you can teach your partner. You have a couple of minutes to teach them this new skill.



back

My Values

What values are important to you? You can choose three. Here are some ideas for you, but you can choose your own, too. Look at your partner's list. Ask them questions about what they wrote.

loyalty

creativity

friendship

courage

independence

peace

dedication

kindness

justice

family

freedom

trustworthiness

happiness

respect

back

If This Is the Answer, What Is the Question?

Think of some facts about yourself. Then, write down some short answers, just one or two words, e.g. '2 years', '12th July', 'chocolate milkshake'.

See if your partner can guess the question for each of your answers.

For example:

How long have you been learning English?

When is your birthday?

What is your favourite drink?

back

Five Things I'm Grateful For

Think about five things you appreciate about your life. They could be small things, like your favourite chocolate bar, or big things, like your health or your family. Write them down.

Look at your partner's list and ask questions.

“What about...?”

“Why did you write...?”

“Do you like...?”

back

What Are Your Goals for the Term?

We all have dreams and goals for our lives. A SMART goal is specific, measurable, achievable, relevant and timed. Create a SMART goal of your own to plan your progress towards that dream.

E.g. My dream is to study in England for a term at university.



Specific

I need to get a good grade on the IELTS test to study in the UK.

Measurable

I need to score at least a 6.0 on the practice exam.

Achievable

My score is 5.0 now, so a 6.0 is achievable.

Relevant

Scoring a 6.0 on the practice exam will prepare me for the real exam next term.

Timed

I will achieve this by the end of this term.

back



Treasure Hunt



Can you collect all of the items as a class?



back

From the Best to the Worst

Think up ten items for each category, and then work with a group to rank them from best to worst.

best

films

singers

fruit

pizza
toppings

smells

shops

worst


back

My Photo Album Show and Tell

Gather some photos together:


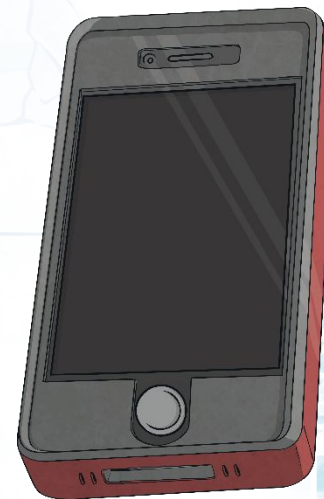
- one of you having a great time
- one of someone important to you
- one of a place that you love

You may do this as homework. Show them to your class, then ask and answer questions about the photos.



Object Show and Tell

Choose an object that's important to you. Why does it mean a lot to you?



back

This Class Is...

This is your class, and this is your opportunity to think about what kind of class you'd like it to be.

Have a discussion with your partner and then as a group.

What are the class rules?

What do you want to achieve?

How will you be kind to each other?

How will you help each other focus on improving your English?

What should your teacher know about you?

back

Only Questions... No Answers

Your teacher will choose two people from the class. These two people must have a conversation but only using questions. They cannot say an affirmative or negative sentence. For example:

“What kind of music do you like?”

“Have you ever heard of a band called the Arctic Monkeys?”

“Are they very popular?”

“Do you know any other bands from England?”

“Is One Direction from England?”

“Yes, they are!
Oh no... I lost!”

back

Beep, Bop, Buzz!

Count up from one as far as you can.

Instead of even numbers, say '**beep**'. Instead of multiples of three, say '**bop**'. Instead of multiples of ten, say '**buzz**'.

One, beep, bop, beep, five, beep-bop,
seven, beep, bop, beep-buzz!



back

The Facts Are in the Pencils

You will be doing an activity with coloured pencils. Find as many coloured pencils as you can.

Now, tell the group one fact for every pencil that you have!

Once you have your pencils, [click here for the instructions.](#)

 back



Fish, Dish, Spoon



One student says a word, e.g. fish. The next student must say a word that either rhymes with that word (e.g. dish) or that could be in the same category or topic as the word (e.g. swim). Take it in turns until someone can't think of a word or repeats one that has already been said.



back

Copy My Drawing

One student secretly draws a simple picture of an object. Then, give everyone else instructions on how to draw the same object without giving away any clues about what the object is.



For example:

Draw a circle. In the bottom half of the circle, draw a banana shape that curves upwards. Above each end of the banana shape, draw a small to medium-sized circle. Draw a black dot inside both circles. Above each circle, draw a short line - no longer than the width of the circle - that curves down slightly. What do you think my picture was?



New to Science

Create a new species by putting together what you had for breakfast and your favourite animal, e.g. the pancake lion. Describe your new scientific discovery. Where does this creature live? What does it do in the daytime? What does it eat?



Puzzle Pieces

Can you spot what shape this jigsaw will make? Tell your teacher which piece to move into position. To move the puzzle pieces you will need to exit presentation mode



Show Hint

Show Answer

back

Class Orchestra

Each student needs an object that makes a noise. Take it in turns to 'play' your instrument - can the other students guess what tune or song you're playing? Can you organise the whole class orchestra to play a tune you all know together?



back

Ask Your Teacher...

It's time to put your teacher in the hot seat. With your partner, think of three questions you'd like to ask your teacher. Then, see what answers your teacher has for you!


For example:

“Why did you become a teacher?”

“What's your favourite chocolate bar?”



back



twinkl