

Article check list!!!

0. Write the plan first!!!! (4 paragraphs!!!) (Introduction, body-1, body-2, conclusion)

00. Don't copy the words from the task!!! Paraphrase!!!

1. Write a catchy title. (Internet: miracle or evil?)

2. Write in a neutral or informal style. (I'd like to ... Come up with an idea of...)

3. Introduction can have rhetorical questions. (the 1st paragraph)

Have you ever thought about...? Can you imagine that..?

4. Focus on the given questions (the 2nd, the 3rd paragraphs) Give the examples!!!

First,...Then,...Additionally,...Also,...So,...For example,...Moreover,...

Secondly,...By the way,...For instance,...However,...In addition,...

5. You must use:

-Linking words(look above!)

-Good grammar:

Modals: It must be great to...

Conditionals: If I were..., I would go.../ I wish I had...

Passive: It is said to be... I was impressed by...

Participle 1: Most people do nothing thinking about good luck...

Present Perfect (Cont): I have been thinking about ...for all my life but still...

-interesting vocabulary(adjectives)(amazing, incredible, dreadful, nasty...)

6. In final sentences address to the reader. (The 4th paragraph)

You won't believe... You would never forget... You will not regret it!

Try to be funny or surprising!

To sum up,...To conclude,...In conclusion,...All in all,...On the whole,...

7. Check your article!!!! (According to your check list!!!)

Article check list!!!

0. Write the plan first!!!! (4 paragraphs!!!) (Introduction, body-1, body-2, conclusion)

00. Don't copy the words from the task!!! Paraphrase!!!

1. Write a catchy title. (Internet: miracle or evil?)

2. Write in a neutral or informal style. (I'd like to ... Come up with an idea of...)

3. Introduction can have rhetorical questions. (the 1st paragraph)

Have you ever thought about...? Can you imagine that..?

4. Focus on the given questions (the 2nd, the 3rd paragraphs) Give the examples!!!

First,...Then,...Additionally,...Also,...So,...For example,...Moreover,...

Secondly,...By the way,...For instance,...However,...In addition,...

5. You must use:

-Linking words(look above!)

-Good grammar:

Modals: It must be great to...

Conditionals: If I were..., I would go.../ I wish I had...

Passive: It is said to be... I was impressed by...

Participle 1: Most people do nothing thinking about good luck...

Present Perfect (Cont): I have been thinking about ...for all my life but still...

-interesting vocabulary(adjectives)(amazing, incredible, dreadful, nasty...)

6. In final sentences address to the reader. (The 4th paragraph)

You won't believe... You would never forget... You will not regret it!

Try to be funny or surprising!

To sum up,...To conclude,...In conclusion,...All in all,...On the whole,...

7. Check your article!!!! (According to your check list!!!)

Making suggestions:

I (don't) think we should + infinitive
I'm not sure about + -ing form
Why don't we + infinitive
How about + -ing form
I'm not sure we should + infinitive
I don't think we should + infinitive

Asking for opinion:

Do you have an idea...?
Is it right what I've done?
I just don't see why...?
Do you think...?
Are you aware of...?
Would you support the view that...?



- | | |
|-----------------------------------|-------------------------------|
| > I agree. | > I disagree. |
| > I do. | > I don't. |
| > I agree with you 100 percent. | > I don't think so. |
| > I couldn't agree with you more. | > I'm afraid I disagree. |
| > That's so true. | > I beg to differ. |
| > That's for sure. | > Not necessarily |
| > That's exactly how I feel. | > That's not always true |
| > I feel the same way. | > That's not always the case. |

Making suggestions:

I (don't) think we should + infinitive
I'm not sure about + -ing form
Why don't we + infinitive
How about + -ing form
I'm not sure we should + infinitive
I don't think we should + infinitive

Asking for opinion:

Do you have an idea...?
Is it right what I've done?
I just don't see why...?
Do you think...?
Are you aware of...?
Would you support the view that...?



- | | |
|-----------------------------------|-------------------------------|
| > I agree. | > I disagree. |
| > I do. | > I don't. |
| > I agree with you 100 percent. | > I don't think so. |
| > I couldn't agree with you more. | > I'm afraid I disagree. |
| > That's so true. | > I beg to differ. |
| > That's for sure. | > Not necessarily |
| > That's exactly how I feel. | > That's not always true |
| > I feel the same way. | > That's not always the case. |

Making suggestions:


I (don't) think we should + infinitive
I'm not sure about + -ing form
Why don't we + infinitive
How about + -ing form
I'm not sure we should + infinitive
I don't think we should + infinitive

Asking for opinion:

Do you have an idea...?
Is it right what I've done?
I just don't see why...?
Do you think...?
Are you aware of...?
Would you support the view that...?



- | | |
|-----------------------------------|-------------------------------|
| > I agree. | > I disagree. |
| > I do. | > I don't. |
| > I agree with you 100 percent. | > I don't think so. |
| > I couldn't agree with you more. | > I'm afraid I disagree. |
| > That's so true. | > I beg to differ. |
| > That's for sure. | > Not necessarily |
| > That's exactly how I feel. | > That's not always true |
| > I feel the same way. | > That's not always the case. |



First, take your Stationery boxes and glue the cribs!
Then, let your teacher sign in your copybooks!



October 2021

From the 1st to 10th:

Анатолий Юрий (09.10)
Мальцев Владимир (09.10)
Зириен Добуд (01.10)
Ефимова Мария (10.10)
Наумченко Пламен (07.10)
Клиров Софья (02.10)
Давыдова Анна (09.10)
Коробко Иван (02.10)
Асипенко Ксения (02.10)
Назаров Марк (05.10)



**SPECIAL
PEOPLE
ARE
BORN IN
OCTOBER**

From the 11th to 20th:

Курочкина Елена (11.10)
Харайчук Диана (19.10)
Сидоров Сергей (12.10)
Агамен Диана (16.10)

From the 21st to 31st:

Закарев Добуд (25.10)
Алексей Максим (29.10)
Дегобче Даря (25.10)
Дейчева Стелита (22.10)
Дьяконова Луиза (31.10)
Пастушенко Вова (31.10)

**Were you born
in October?**



Celebrate Your Day!

Our dear student!!!

35 Clubs

English Club

Awarded By

We love you!

Look around!

There are the phrases you should use in speaking!

Let's read them together!



How are you?

- How are things?
- How are you doing?
- What's up? 
- How is it going?
- What's new?
- How have you been?
- What is happening?

I am fine!

- Pretty good.
- Not bad. 
- So-So.
- Thanks for asking.
- Fantastic!
- Happy and content.
- So far, so good.
- Not so well.

“GOODBYE”

Have a nice day



Bye bye

Bye!



Farewell



Take care



Catch you later



See you later



See you soon



Take it easy



Thank you very much!

-Thanks a lot!



-Thanks a million!

-Thanks a bunch!

-It's very kind of you!

-Many thanks!

-I really appreciate it!

-I am so grateful!

-I owe you one!

The student asks:

What's.....in English?
What doesmean?
Can you repeat, please?



Like this?
Is this right?
Is this correct?



I am sorry.
I don't understand.
I don't remember.



Who, me?
Shall I start?
Is it my turn?



I can't see.
I can't hear.
It doesn't write.

Can I borrow a pen?
Can I have some paper?
Can you help me?



I am ready!
I've finished!
I've done this!



Practice + dictation:



Very good:

Очень хороший:

-great

-отличный

-nice

-Приятный

-fantastic

-фантастический

-excellent

-превосходный

-perfect

-идеальный

-gorgeous

-великолепный

-outstanding-выдающийся

Very bad

Awful
Mean
Nasty
Wicked

Очень плохой:

-ужасный

-подлый

-противный

-злой



Good

Level 3 ↓

Bad

Excellent	-превосходный
Amazing	-удивительный
Wonderful	-чудесный
Pleasant	-приятный
Marvelous	-замечательный
Exceptional	-исключительный
Fantastic	-фантастический
Super	-супер
Outstanding	-выдающийся
Terrific	-потрясающий
Splendid	-великолепный
Stupendous	-ошеломительный

Awful	-ужасный
Rotten	-тухлый
Naughty	-дурной
Mean	-подлый
Dreadful	-отвратительный
Nasty	-противный
Wicked	-злой
Lousy	-мерзкий
Terrible	-кошмарный
Unpleasant	-неприятный
Disagreeable	-сварливый
Wretched	-жалкий

Your Hometask:



HOME TASK:



Home task: Выдаётся на уроке в понедельник/ вторник
04.10.2021/05.10.2021. Сделать на среду/четверг
06.10.2021/07.10.2021.

1. Easy Dictation “Words from the PET text” (Rewrite and translate)
2. PET Workbook p. 29
3. Time

Reading Part 4 Exam Tips

- First, read the whole text in order to get a general understanding.
- Look at each gap and see which of the sentences would fit best in the gap.
- Read the sentences before and after your answer choice and check whether it fits in grammatically and if it allows the story to flow nicely.
- Then, have a look at the other answer choices to make sure that they don't fit in the gap.
- Read the whole text again as well as your answers, to check that it all makes sense.

- A. We didn't have to buy anything as so many people gave us chairs, tables, desks
- B. However, the shop wasn't suitable for what we needed.
- C. I love her very much but she talks all the time and makes a lot of noise.
- D. As a result, people were very bored and it was difficult to make new friends.
- E. The building was clean and bright so we didn't have to do anything to it.
- F. She always behaves very well because she is shy and quiet.
- G. The owner did not want to rent it to anyone and that's why he said we could use it permanently.
- H. Some of the parents run a small cafe in the youth club, too.

PART 4 Questions 16-20

Five sentences have been removed from the text below. For each question, choose the correct answer.
There are three extra sentences which you do not need to use.

16 D. As a result, people were very bored and it was difficult to make new friends.

17 G. The owner did not want to rent it to anyone and that's why he said we could use it permanently.

Last summer our town achieved something quite special. We created a youth club in the town centre. Before that there was absolutely nothing for the young people to do after school and at the weekends. **16 D** It took a long time to finally open the youth club. First of all, we had to find a building that we could use. We put up posters all over the town asking people to help us find a place. We were very lucky because after a couple of weeks someone said we could have an old shop that had been closed for a year. **17 G** Best of all, he said, we did not have to pay anything to use it. The only thing we had to promise to do was to keep it in good condition.

club



Once we had a building, lots of people came to help us paint the rather dirty rooms and put furniture in it.

18 **A** **A.** We didn't have to buy anything as so many people gave us chairs, tables, desks etc.

Then, a big business in the town gave us three computers and a large TV. The local football team gave us some sport and fitness equipment and they send a coach twice a week to do health and fitness classes with

us. **19** **H** **H.** Some of the parents run a small cafe in the youth club, too.

There we can buy drinks and snacks. My mother often bakes cakes for the cafe. We also do lots of art at the youth club. We put our pictures on the walls to make the place look really interesting and colourful.

I think the most important thing about our youth club though is that it is a place that young people can go to if they are feeling lonely and want someone to talk to. Also, there is a homework room where we can sit quietly

and study. This is useful to me because I have to share a room with my little sister at home. **20** **C** Obviously

C. I love her very much but she talks all the time and makes a lot of noise. that makes it hard for me to concentrate on my school work.

Creating the youth club, in my opinion, is the best thing that has happened in our town recently.

24 Time in Word Form

Multiple Choice Task Cards

1



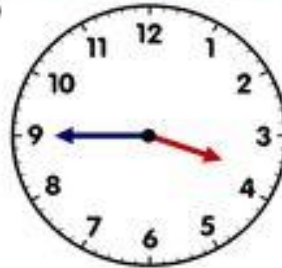
- A half past two
- B ten after six
- C half past one

2



- A quarter past six
- B six twenty
- C quarter to six

5



- A quarter past 9
- B quarter till four
- C nine twenty

6



- A half past eight
- B quarter to 12
- C ten o'clock

3



- A twelve o'clock
- B half past 12
- C twelve fifteen

4



- A quarter past 2
- B twelve o'clock
- C quarter till two

7



- A quarter after 4
- B half past four
- C quarter 'til five

8



- A half past five
- B quarter to six
- C five thirty

11

11:30

- A half past eleven
- B eleven o'clock
- C quarter till 11

12

3:15

- A half past three
- B quarter till four
- C quarter after 3

15

6:30

- A quarter past 6
- B half past six
- C quarter till 7

16

1:45

- A quarter to two
- B half past one
- C quarter till four

17



- A twelve forty
- B half past eight
- C eight o'clock

18



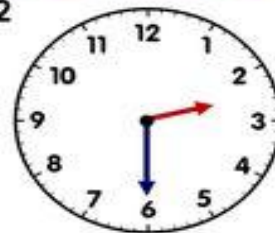
- A seven ten
- B quarter after 7
- C two thirty-five

21



- A five fifty-five
- B half past eleven
- C six fifty-five

22



- A three ten
- B half past three
- C two thirty

19

4:30

- A half past three
- B half past four
- C quarter past 4

20

2:25

- A half past two
- B two twenty-five
- C quarter after 2

23

10:15

- A quarter to ten
- B half past ten
- C quarter after 10

24

8:45

- A quarter to nine
- B quarter after 8
- C half past eight

Dictation!

First, make the sentences about yourself!

came down спуститься

had intended, намеревался

восхитительный

admiring the fantastic

it led to that Вёл к...

steep

Крутой

get there Добраться туда.

difficult to follow the path.

Сложно следовать этим путём.

mentioned упомянул

realised понял

Dictation!

1

спуститься

2

намеревался

восклицательный

3

4

Вёл к...

5

Крутой

Добраться туда.

6

7

Сложно следовать этим путём.

8

упомянул

9

понял



You deserve a film!

8-“Jungle Cruise”

Will they fall in love?



PET speaking training

Remind students that in this part of the exam they are talking to each other, not the interlocutor, so should look at each other while speaking.

Put students in pairs. Read the situation to the class, and tell students to talk together while looking at the picture for Exam practice Speaking Part 2 (see page C1). Use these three steps:

1 Talk about all the ideas in the pictures first, saying why each picture is a good idea or not and giving reasons.

2 Negotiate with your partner about which ideas are good / bad and propose the best thing to take on the trip, *Perhaps the ... then?*

3 Choose the best thing to take on the trip, *Shall we choose the ... then?*

PET speaking training

Remind students that they should talk for two to three minutes and should use expressions for agreeing, disagreeing, giving reasons, making suggestions and asking for opinions.

Making suggestions:

I (don't) think we should + infinitive

I'm not sure about + -ing form

Why don't we + infinitive

How about + -ing form

I'm not sure we should + infinitive

I don't think we should + infinitive



Asking for opinion:

Do you have an idea...?

Is it right what I've done?

I just don't see why...?

Do you think...?

Are you aware of...?

Would you support the view that...?





Agreeing



Disagreeing

- > I agree.
- > I do.
- > I agree with you 100 percent.
- > I couldn't agree with you more.
- > That's so true.
- > That's for sure.
- > That's exactly how I feel.
- > I feel the same way.

- > I disagree.
- > I don't.
- > I don't think so.
- > I'm afraid I disagree.
- > I beg to differ.
- > Not necessarily
- > That's not always true
- > That's not always the case.

Making suggestions:

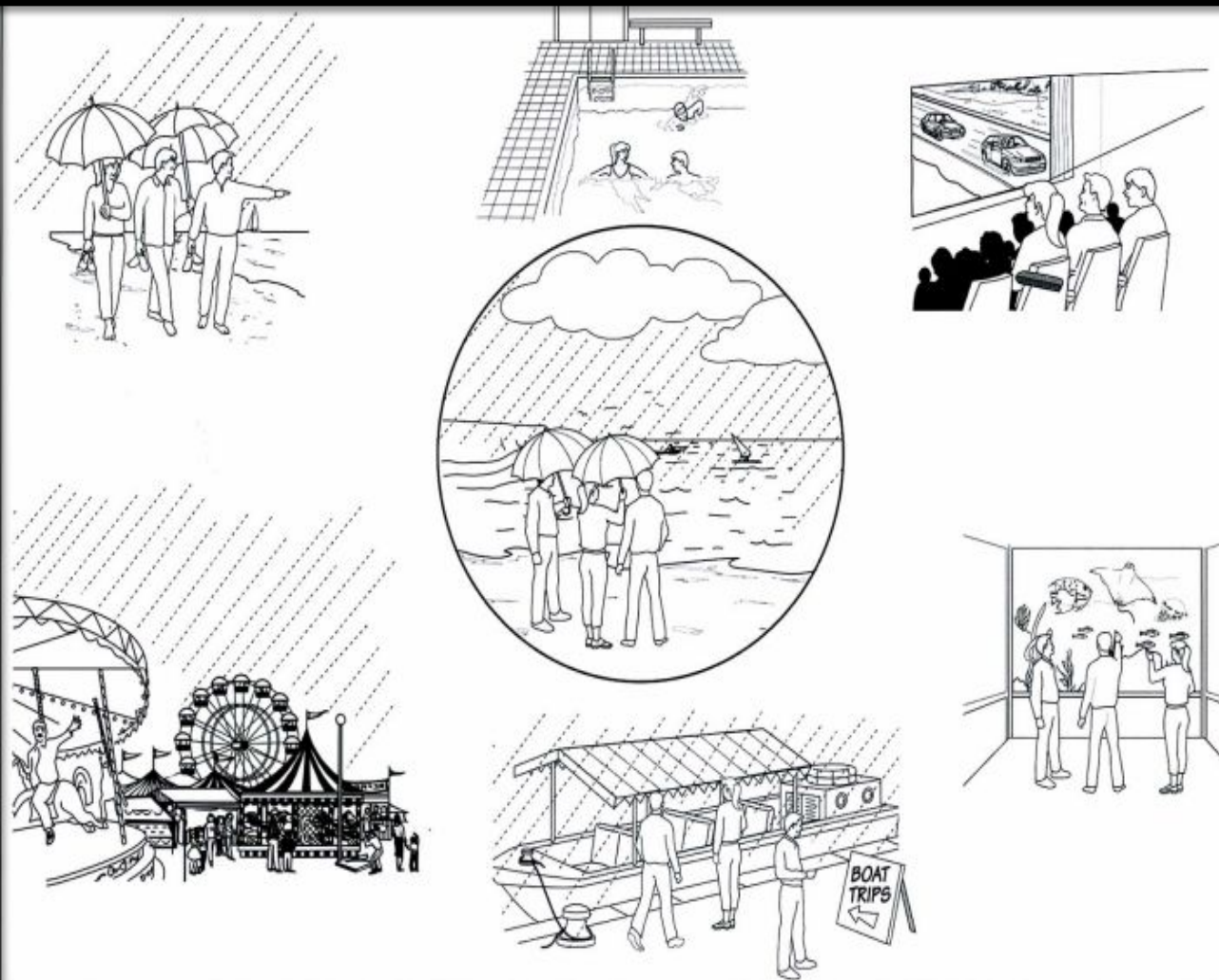
- I (don't) think we should + infinitive*
- I'm not sure about + -ing form*
- Why don't we + infinitive*
- How about + -ing form*
- I'm not sure we should + infinitive*
- I don't think we should + infinitive*

Asking for opinion:

- Do you have an idea...?
- Is it right what I've done?
- I just don't see why...?
- Do you think...?
- Are you aware of...?
- Would you support the view that...?

I'm going to describe a situation to you.

A group of friends is planning to spend a day by the sea, but when they arrive it's raining. Talk together about the different things they can do while it's raining, and then decide which will be most interesting.



GENLISH!

- | | |
|-----------------------------------|-------------------------------|
| > I agree. | > I disagree. |
| > I do. | > I don't. |
| > I agree with you 100 percent. | > I don't think so. |
| > I couldn't agree with you more. | > I'm afraid I disagree. |
| > That's so true. | > I beg to differ. |
| > That's for sure. | > Not necessarily |
| > That's exactly how I feel. | > That's not always true |
| > I feel the same way. | > That's not always the case. |



Learn Effective Writing Skills

1-Practice!!!

Article check list!!!

0. Write the plan first!!!! (4 paragraphs!!!) (Introduction, body-1, body-2, conclusion)

00. Don't copy the words from the task!!! Paraphrase!!!

1. Write a catchy title. (Internet: miracle or evil?)

2. Write in a neutral or informal style. (I'd like to ... Come up with an idea of...)

3. Introduction can have rhetorical questions. (the 1st paragraph)

Have you ever thought about...? Can you imagine that..?

4. Focus on the given questions (the 2nd, the 3rd paragraphs) Give the examples!!!

First,... Then,... Additionally,... Also,... So,... For example,.. Moreover,...

Secondly,... By the way,... For instance,... However,.. In addition,...

5. You must use:

-Linking words(look above!)

-Good grammar:

Modals: It must be great to...

Conditionals: If I were..., I would go.../ I wish I had...

Passive: It is said to be... I was impressed by...

Participle 1: Most people do nothing thinking about good luck...

Present Perfect (Cont): I have been thinking about ...for all my life but still...

-interesting vocabulary(adjectives)(amazing, incredible, dreadful, nasty...)

6. In final sentences address to the reader. (The 4th paragraph)

You won't believe... You would never forget... You will not regret it!

Try to be funny or surprising!

To sum up,... To conclude,... In conclusion,... All in all,... On the whole,...

7. Check your article!!! (According to your check list!!!)

Article sample:

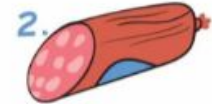
DON'T copy out the task- use synonyms

How would you feel about living on a desert island? I can't imagine anything worse. I would miss a lot of things, but most of all I would miss my home.

My home is a small house on the outskirts of a city. It was built about fifty years ago and has a small garden. In the summer our country gets very hot but our house is always cool.

You would probably think our house is nothing special, but I have lived there all my life and all my friends live nearby. It is a happy place, where I feel completely safe. Whenever I go away, I look forward to coming back, lying on my bed, reading a book and listening to my brother and sister arguing downstairs!

FIND 10 HIDDEN OBJECTS IN THE PICTURE



Avoid repetition!!! Use synonyms!!!

In my opinion, the internet is probably the best place to ¹ look for information, but I don't believe only ² young people use it. For instance, my dad loves cooking and he's always ³ looking for new recipes so he can ⁴ cook different things, such as Indian meals. Also, my mum is keen on gardening and she ⁵ uses the internet all the time to get ⁶ information on topics like new plants.

Although the internet is very useful, we can also ⁷ research new things in a library or ask at school. In my experience, teachers are always ⁸ happy to help their students learn more.

- 3 Replace the underlined words in Paulo's answer with words with similar meanings from the box.

teenagers make find out about willing
goes online try to find details searching for



Practise linking words!!!

FOCUS: GIVING EXAMPLES

4 Complete the sentences with words from the box.

like as instance for



- 1 Technology has changed the world in many different ways. Washing machines and dishwashers, example, make our lives easier.
- 2 Spanish is spoken in many countries, such ... Argentina, Colombia and Mexico.
- 3 There are many ways to save money, ... buying second-hand clothes and eating out less.
- 4 Climate change is affecting the world's weather; nowadays there are more storms, for .



What's the Answer ? - Math Logic Question

$$\text{Tree with 5 apples} + \text{Tree with 5 apples} + \text{Tree with 5 apples} = 60$$

$$\text{Apple} + \text{Banana bunch} + \text{Banana bunch} = 20$$

$$\text{Tree without apples} + \text{Apple} + \text{Apple} = 16$$

$$\text{Apple} \times \text{Tree with 3 apples} + \text{Banana bunch} = ?$$

Write your answer in about 100 words on the answer sheet.
You see this notice on an English-language website for young people.

LEARNING and the internet

Write an article telling us whether the internet is the best place to look for information. Do you think only young people use the internet? What other ways are there to research new things?

The best article will be published on our website.

Write your **article**.



List of paraphrases for "internet":

web, internet-based, online, website, web-based, 'internet, network, Internet, on-line, net, cyber



Универсальная лексика

В большинстве эссе мы говорим о людях:

People / a person = an individual = you = one



- People's experiences shape their outlook on life.
- A person's experiences shape his/their/ his or her outlook on life.
- An individual's experiences shape his/their/ his or her outlook on life.
- Your experiences shape your outlook on life.
- One's experiences shape one's outlook on life.

Try to guess where the big candy is!
The losers will eat the small one, anyway!



Универсальная лексика

Young people = the youth (are/need) = the young (are/need) = the younger generation (is/are)

Teenagers = teenage boys and girls (adolescents, youngsters - лучше использовать только в аргументах)

- The youth are full of desires and ambitions.
- The young are full of passion and energy.
- The younger generation are full of fear.
- Adolescents are full of optimism.
- Youngsters are full of confidence.



карточная игра

Тайный Знак

ПРАВИЛА
ИГРЫ



Делитесь на команды, раздавайте карточки, подавайте друг другу тайные знаки и побеждайте!

2. Разделитесь на 2 или 3 команды (в каждой команде должно быть по 2 игрока).
3. Каждая команда договаривается о тайном знаке (жесте или слове), который позволит понять, что у игрока из вашей команды есть пара карт. Соперники не должны знать, что это за знак.
4. Игроки садятся, образуя круг.
5. Перемешайте колоду карт и раздайте поровну всем игрокам.

ХОД ИГРЫ:

Первый игрок вытягивает одну карту из набора участника, сидящего от него по часовой стрелке. Затем тот игрок, у которого только что вытягивали карту, в свою очередь тянет карту из колоды следующего участника, сидящего по часовой стрелке. Так продолжается до тех пор, пока один из игроков не соберет пару карт.

Когда это произошло, игрок подает тайный знак любому участнику своей команды, чтобы тот объявил «Пара!».





Две одинаковые карты!!!

Когда это произошло, игрок подает тайный знак любому участнику своей команды, чтобы тот объявил «Пара!».

- Если в момент объявления в наборе игрока действительно есть пара, команда выигрывает эту пару карт (откладывает в сторону для подсчета карт в конце игры).
- Если нет, команда скидывает в отдельную колоду сброса ранее выигранную пару карт. Если у команды еще нет карт, ничего не происходит. Также любой участник может выкрикнуть «Пары нет!», если ему показалось, что соперники подают друг другу знаки. В этом случае он показывает этот знак остальным игрокам.
- Если это действительно знак команды-соперницы, эта команда передает свою пару команде, которая выкрикнула «Пары нет!». А прежде чем продолжить игру, участники договариваются о новом тайном знаке.
- Если это не знак команды-соперницы, то выкрикнувшая команда теряет ранее заработанную пару карт и передает ее команде-сопернице. Если у команды еще нет карт, ничего не происходит.



PET exam listening




PART 4



08 Test 2 Part 4.mp3

Questions 20–25

- Look at the six sentences for this part.
- You will hear a conversation between Matthew and his mother.
- Decide if each sentence is correct or incorrect.
- If it is correct, put a tick (✓) in the box under **A** for **YES**. If it is not correct, put a tick (✓) in the box under **B** for **NO**.

	A YES	B NO
		
20 Matthew had intended to catch the bus this morning.	<input type="checkbox"/>	<input type="checkbox"/>
21 Matthew thought his mother knew he wanted the car this morning.	<input type="checkbox"/>	<input type="checkbox"/>
22 Matthew is going to help Alan to repair his car.	<input type="checkbox"/>	<input type="checkbox"/>
23 Matthew needs the car next Wednesday.	<input type="checkbox"/>	<input type="checkbox"/>
24 Matthew's mother agrees she made a mistake.	<input type="checkbox"/>	<input type="checkbox"/>
25 Matthew has the car in the end.	<input type="checkbox"/>	<input type="checkbox"/>



ХОД ИГРЫ:

Задача каждого игрока – быстрее остальных схватить нужную карточку.

Все игроки рассаживаются так, чтобы им было удобно тянуться к карточкам.
Для этой игры нужно одно яйцо.

! Если картинка на яйце видна не полностью, то можно нажать на кнопку ещё раз.



Your Hometask:



HOME TASK:



Home task: Выдаётся на уроке в среду 06.10.2021/ четверг 07.10.2021/пятницу 08.10.2021.

Сделать на понедельник 11.10.2021/вторник 12.10.2021/среду 13.10.2021.

1.“Универсальная лексика”(Copy all the synonyms in the copybook!)

2.Write the article(+plan)

Use “Универсальная лексика”!!! (Send in Whatsapp and VK groups!!!)

3.PET reading

4. Take photos “Anapa’s October”. Comment them in English.

(Send in WhatsApp!!!)

Internet is very popular source of information.

Write an article and think how the Internet can affect teens' life.

Why can it lead to suicide? How can the teens develop their personality?

Write about 100-150 words.

Универсальная лексика

Young people = the youth (are/need) = the young (are/need) = the younger generation (is/are)

Teenagers = teenage boys and girls (adolescents, youngsters - лучше использовать только в аргументах)

- The youth are full of desires and ambitions.
- The young are full of passion and energy.
- The younger generation are full of fear.
- Adolescents are full of optimism.
- Youngsters are full of confidence.

Универсальная лексика

В большинстве эссе мы говорим о людях:

People / a person = an individual = you = one

- People's experiences shape their outlook on life.
- A person's experiences shape ~~his~~/their/ his or her outlook on life.
- An individual's experiences shape ~~his~~/their/ his or her outlook on life.
- Your experiences shape your outlook on life.
- One's experiences shape one's outlook on life.

PART 3 Questions 11-15

For each question, choose the correct answer.

The New Forest

by Simon Finch

Last week my school got the chance to take part in a week's work experience in The New Forest. We were helping a charity that protects and counts the ponies that live in The New Forest. It was really interesting work so I was excited to be able to take part. The ponies are free to go wherever they want to, which is wonderful, but it also puts them in danger sometimes. I stayed in a beautiful wooden hostel in the middle of the forest with some other charity workers. It was a basic building but warm and cosy and I got a free bed and food while I was working with the ponies. We shared a dormitory with eight beds in it, so at night we chatted to each other and I really got to know everyone.

One of the things that shocked me during my time in the forest was that tourists do not act responsibly in the forest. I can understand that they are excited about seeing the ponies and that they have come to enjoy the beautiful forest, but they don't understand that they shouldn't get too close to the ponies. This isn't because the ponies are dangerous. Actually, quite the opposite is true as they are usually very friendly. They will often

come up to tourists who are having a picnic and try to steal their food, which is really funny. The problem is that the ponies should not be encouraged to get too close to people in case they start to depend on them.

Unfortunately, many ponies are hit by cars every year. There are several roads that go through the forest and tourists drive way too fast. I don't think people realise that they are causing problems and there should be lots of notices everywhere, telling them how to behave near the ponies.

Generally, it was a wonderful experience and it has taught me that I want to study for a degree in animal behaviour. This is something I wouldn't have thought about before. I'll probably study in London as I love living in the city and I will definitely come and help in the forest again. I'm so happy that I spent the week working with the ponies. It was not only educational and interesting but a lot of fun, too.



11. Simon describes the accommodation

- A. as quite uncomfortable, having to share a room with others.
- B. as standard but inviting for guests.
- C. as unexpectedly modern and luxurious.
- D. as expensive, if one takes into account what was offered.

12. What was Simon's attitude towards tourists?

- A. He enjoyed talking to them about animal issues.
- B. He thought they should not be allowed in The New Forest anymore.
- C. He believed they needed to be more educated about the ponies.
- D. He tried to teach them about the wildlife in the forest but failed.

13. One of the problems ponies face is that

- A. people treat them very badly.
- B. they live in bad weather conditions.
- C. they die as a result of car accidents involving tourists.
- D. they are completely dependent on humans for their survival.

14. What effect has the experience had on Simon?

- A. He wants to live near the forest.
- B. He wants to study animals at university.
- C. He wants to buy a pony if he can afford to.
- D. He doesn't want to work with a charity again.

15. What might Simon say about his experience in The New Forest?

A. After spending a week helping in The New Forest, I am more certain than ever that animals need our help and attention.

C. The wild ponies of The New Forest can be quite dangerous and tourists have to protect themselves from them.

B. The New Forest is slowly being destroyed and this is why the government should try to protect it.

D. I joined a project to ban all tourists from The New Forest in order to protect the wild ponies.

Reading Part 3 Exam Tips

- First, read quickly (skim) the text and get a general understanding of what the text is about. Now carefully read the text again word by word.
- Make sure that you work on one question at a time and carefully compare each option before selecting the right one.
- Have another look at the option you have chosen and check again that it does match the question.
- Questions 11 to 14 are in the same order as the information appears in the text.
- Question 15 looks at the overall meaning of the text.

PART 3

11.B 12.C 13.C 14.B 15.A

For the next lesson

+lexis from pet

+past tenses