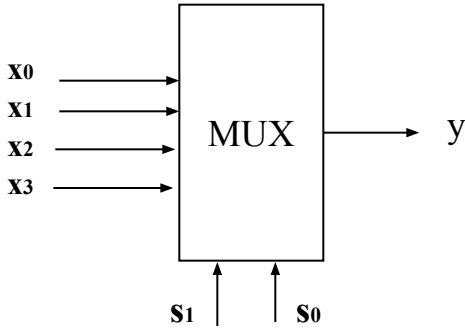
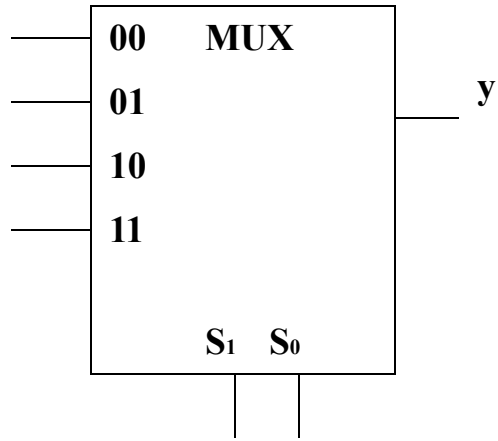
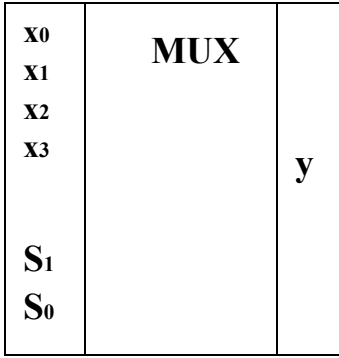
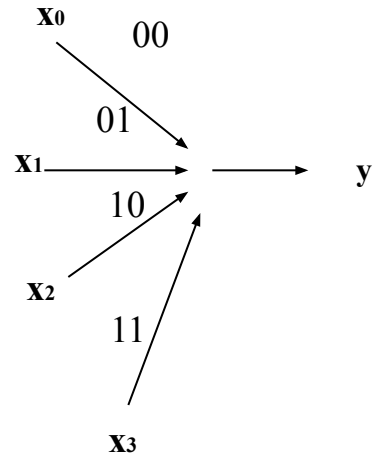


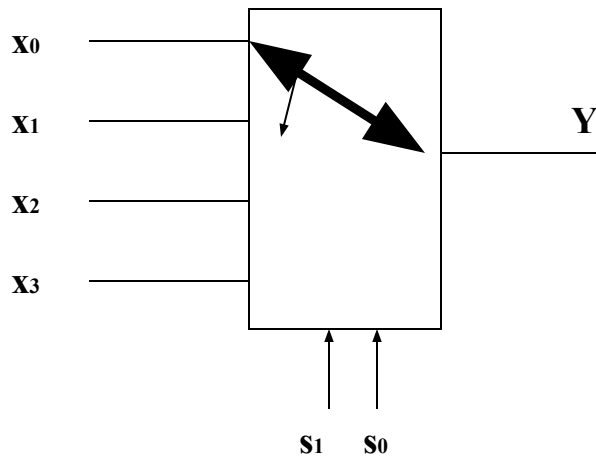
Multiplexor *Multiplexer*



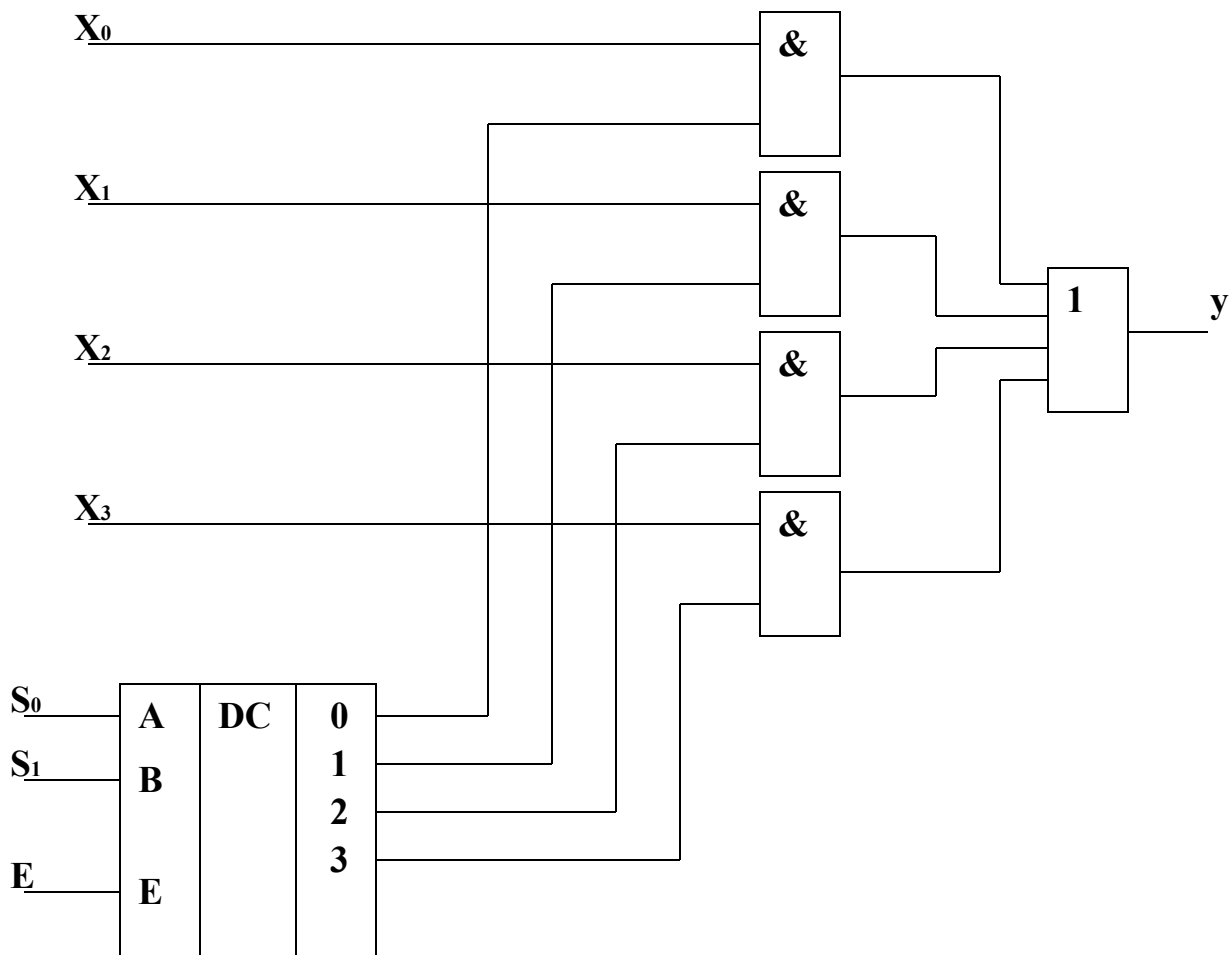
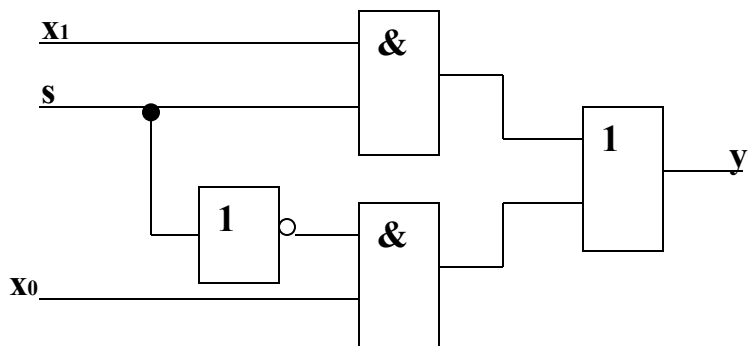
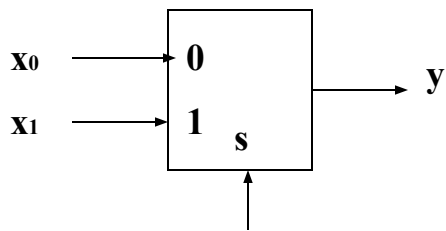
S1	S0	y
0	0	X0
0	1	X1
1	0	X2
1	1	X3



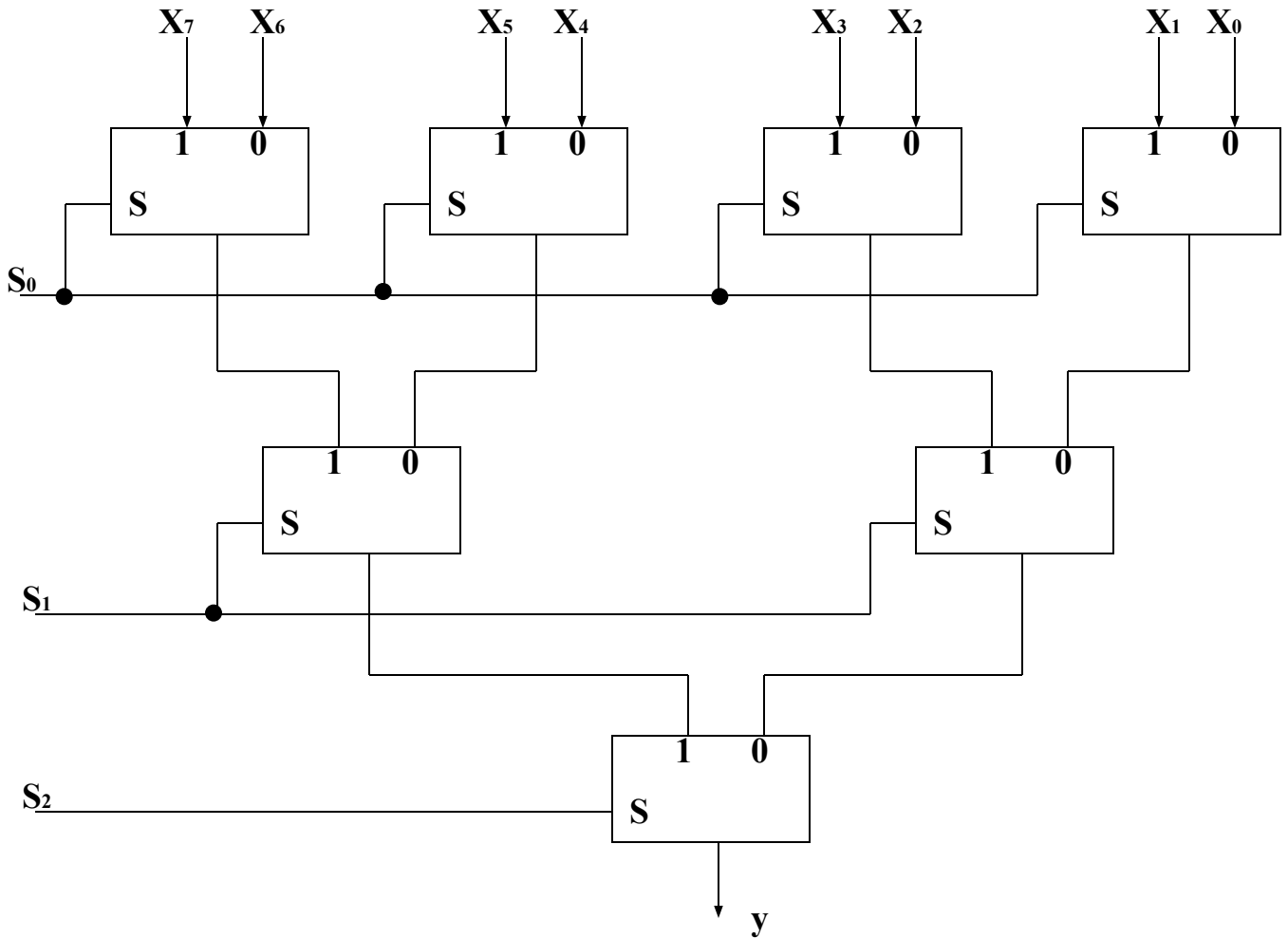
Lüliti
Switch



*

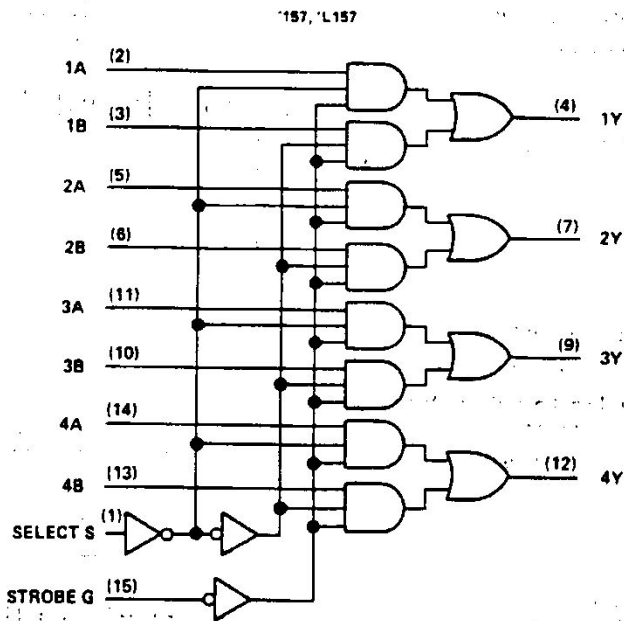


8-ühte mux realiseerimine 2 ühte mux-i baasil



TYPES SN54157, SN54L157, SN74157, SN74L157
QUADRUPLE 2-LINE-TO-1-LINE DATA SELECTORS/MULTIPLEXERS

functional block diagram



FUNCTION TABLE					
INPUTS				OUTPUT Y	
STROBE	SELECT	A	B	'157, 'L157, '2157	'3158
H	X	X	X	L	H
L	L	L	X	L	H
L	L	H	X	H	L
L	H	X	L	L	H
L	H	X	H	H	L

H = high level, L = low level, X = irrelevant

**TYPES SN54150, SN54151A, SN54152A, SN54LS151, SN54LS152, SN54S151,
SN74150, SN74151A, SN74152A, SN74LS151, SN74LS152, SN74S151
DATA SELECTORS/MULTIPLEXERS**

'150
FUNCTION TABLE

INPUTS				STROBE S	OUTPUT W
D	C	B	A		
X	X	X	X	H	H
L	L	L	L	L	$\overline{E0}$
L	L	L	H	L	$\overline{E1}$
L	L	H	L	L	$\overline{E2}$
L	L	H	H	L	$\overline{E3}$
L	H	L	L	L	$\overline{E4}$
L	H	L	H	L	$\overline{E5}$
L	H	H	L	L	$\overline{E6}$
L	H	H	H	L	$\overline{E7}$
H	L	L	L	L	$\overline{E8}$
H	L	L	H	L	$\overline{E9}$
H	L	H	L	L	$\overline{E10}$
H	L	H	H	L	$\overline{E11}$
H	H	L	L	L	$\overline{E12}$
H	H	L	H	L	$\overline{E13}$
H	H	H	L	L	$\overline{E14}$
H	H	H	H	L	$\overline{E15}$

'151A, 'LS151, 'S151
FUNCTION TABLE

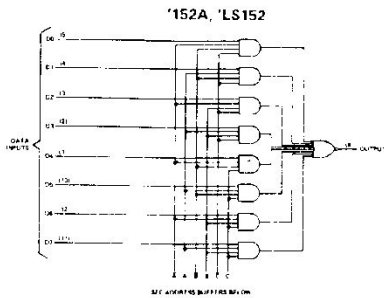
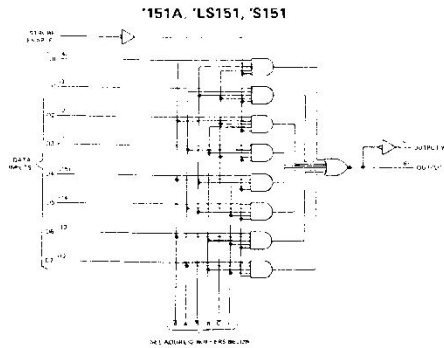
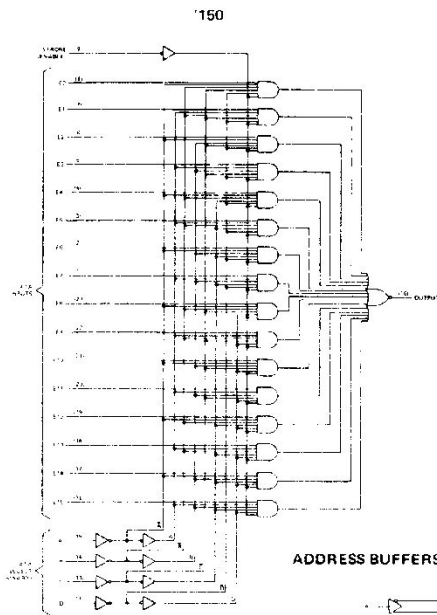
INPUTS				STROBE S	OUTPUTS	
C	B	A	Y		W	
X	X	X	H	L	H	
L	L	L	L	D0	$\overline{D0}$	
L	L	H	L	D1	$\overline{D1}$	
L	H	L	L	D2	$\overline{D2}$	
L	H	H	L	D3	$\overline{D3}$	
H	L	L	L	D4	$\overline{D4}$	
H	L	H	L	D5	$\overline{D5}$	
H	H	L	L	D6	$\overline{D6}$	
H	H	H	L	D7	$\overline{D7}$	

'152A, 'LS152
FUNCTION TABLE

SELECT INPUTS			OUTPUT W
C	B	A	
L	L	L	$\overline{D0}$
L	L	H	$\overline{D1}$
L	H	L	$\overline{D2}$
L	H	H	$\overline{D3}$
H	L	L	$\overline{D4}$
H	L	H	$\overline{D5}$
H	H	L	$\overline{D6}$
H	H	H	$\overline{D7}$

H = high level, L = low level, X = irrelevant
 $\overline{E0}, \overline{E1}, \dots, \overline{E15}$ = the complement of the level of the respective E input
 $\overline{D0}, \overline{D1}, \dots, \overline{D7}$ = the level of the D respective input

Functional block diagrams



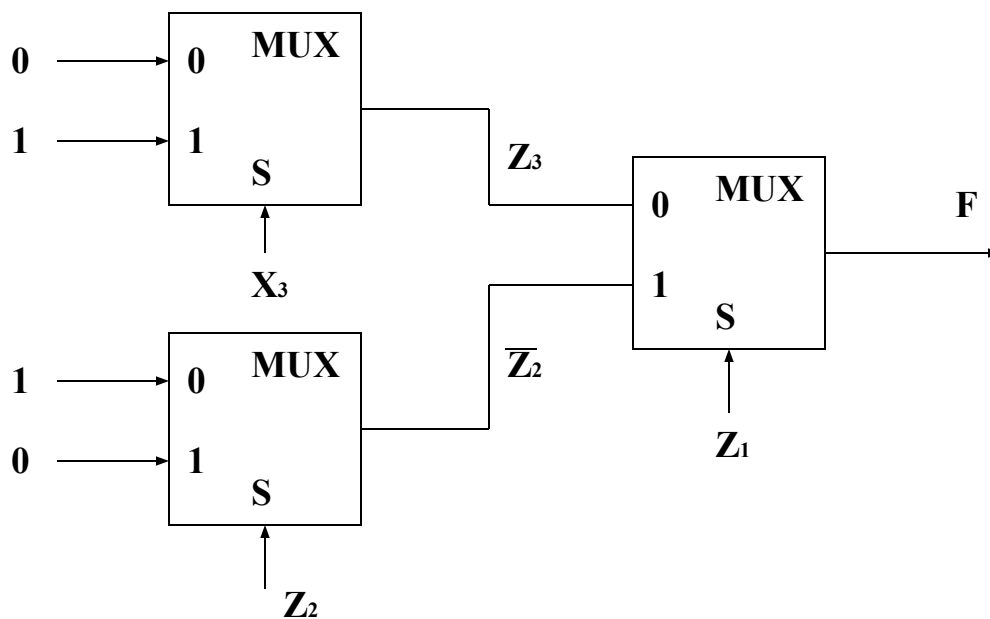
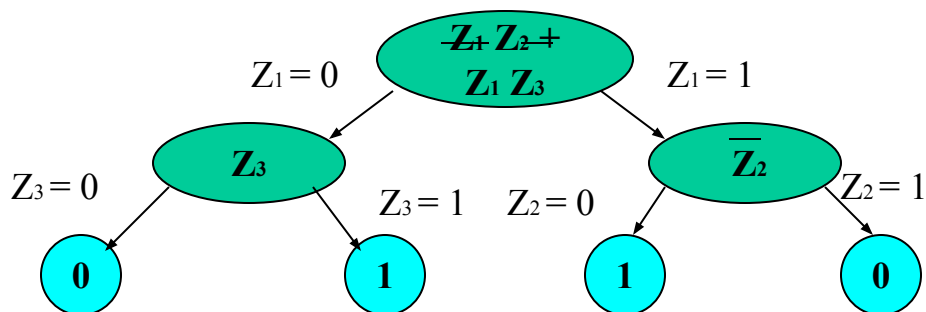
ADDRESS BUFFERS FOR '151A, '152A ADDRESS BUFFERS FOR 'LS151, 'S151, 'LS152



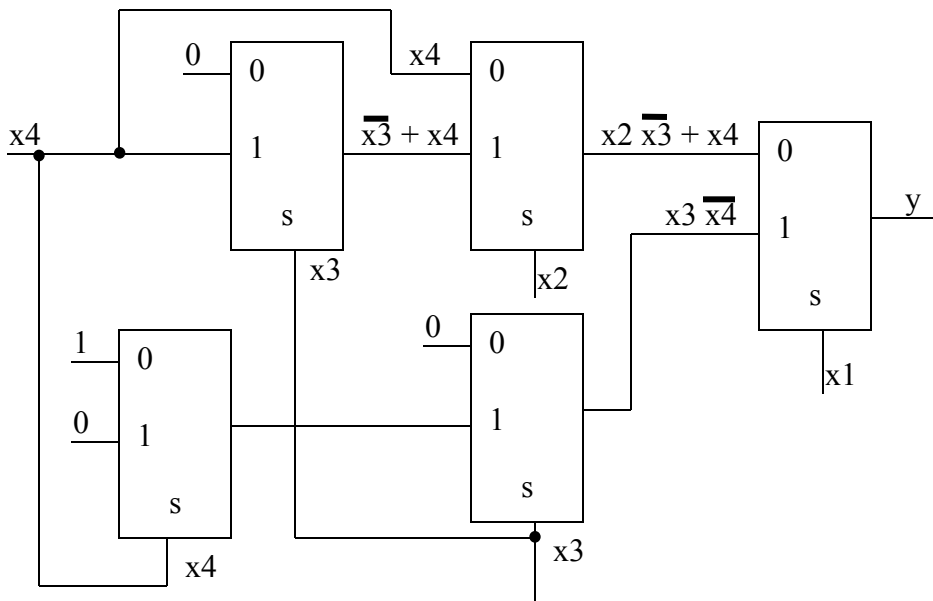
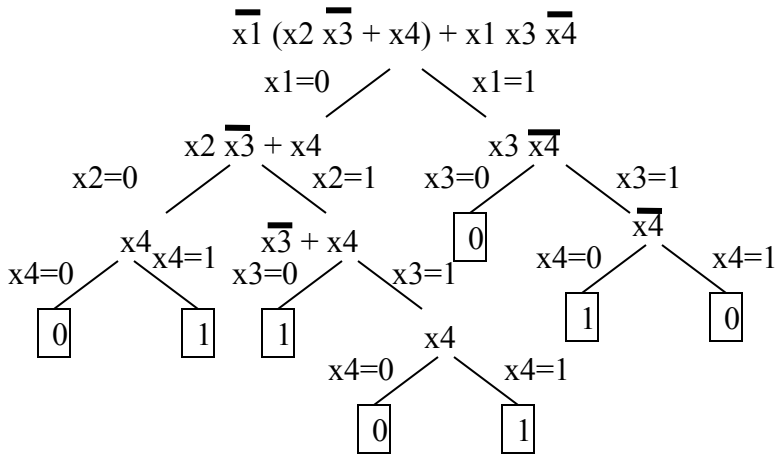
3

Funktsiooni realiseerimine mux-de baasil

$$F = Z_1 \bar{Z}_2 + \bar{Z}_1 Z_3$$



$$y = \bar{x}_1 (x_2 \bar{x}_3 + x_4) + x_1 x_3 \bar{x}_4$$



Demultipleksor

