

### **Как разрабатываем экзаменационный текст/грамматику:**

1. Выписать лексику из текста/повторение нужной грамматики.
2. Введение лексики с картинками/отработка грам.упражнений.
3. Перевод+кубик
4. Сам текст( animated with answers)
5. История на англ, затем перевод с русского на англ.
6. Видео на тему текста
7. На дом задаем диктант прописывать+ учить нашу историю на англ.

### **Как учим экзаменационному говорению:**

1. Показываем задание экзамена+клише фраз.
2. Читаем или смотрим пример говорения!
3. Практикуемся вместе с учителем.
4. Практика в парах.
5. Фразы можно задать на дом на диктант.

### **Как учим экзаменационному написанию:**

1. Показываем задание экзамена+клише фраз.(+клеем кривы)
  2. Читаем пример письменного задания!
  3. Разрабатываем план и вспоминаем нужные слова.
  4. Вспоминаем слова-связки!
  5. Начинаем писать задание в классе в конце урока.
  6. На дом задаём закончить работу на выходных.
- Проверка работ идёт на доске на следующий урок.

Для писем-обязательны шаблоны и разбор примеров(в классе)

+минимум грамматический и лексический

Видео после большого текста по этой тематике.

Учить истории с лексикой

Составление историй на русском, чтобы отрабатывать.

Шаблоны проверки для письменных заданий.

Team building games

Exam

Certificate

Comfort+support

Not friendship

Names

Stickers

Расписание переделать

FCE-pages-presentations

Нормативы урока: natural,active

:Lost in space

PET-conditionals

FCE-conjunctions

Synonyms

Coniunctions even



## Нормативы урока:

- 1.Mood slide
- 2.Speaking warming –up
- 3.Checking the H.T
- 4.Fun stuff
- 5.Exam speaking-1
- 6.Film after checking the H.T
- 7.Listening
- 8.Natural part
- 9.Reading
- 10.Exam speaking-2
- 11.Grammar
- 12.Active part
- 13.Writing challenge in the end
- 14.Game

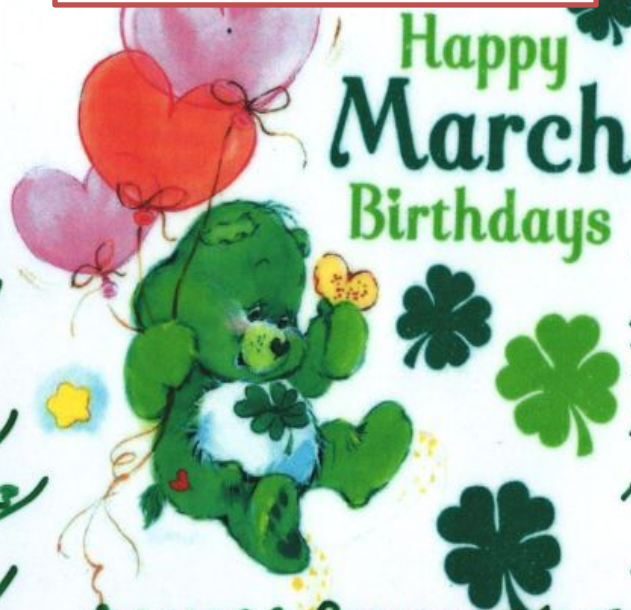




# March birthdays!!!

From the 1<sup>st</sup> to 10<sup>th</sup>:

Санина Полина (01.03)  
 Паншута Анна (02.03)  
 Булрева Катя (04.03)  
 Кобригина Анна (09.03)  
 Газарова Дарья (07.03)  
 Бурикова Анна (09.03)  
 Мирзоев Рудольф (06.03)  
 Протасова Анна (06.03)  
 Суворкина Анна (02.03)  
 Виногородова Катя (05.03)  
 Земская Захар (11.03)  
 Комаров Вера (03.03)  
 Слесков Тимофей (07.03)  
 Каритонов Александр (04.03)



Happy  
**March**  
 Birthdays

From the 21<sup>st</sup> to 31<sup>st</sup>:

Карикина Варвара (23.03)  
 Бобов Торик (23.03)  
 Добрая Анна (24.03)  
 Роман Анна (30.03)  
 Лаконова Мария (30.03)  
 Таранко Юлия (29.03)  
 Торкунова Полина (23.03)  
 Никифоров Анна (22.03)  
 Кейза Камилла (29.03)  
 Лопатова Анна (22.03)  
 Елизавета Анна (24.03)  
 Сутолчина Анна (25.03)  
 Богданова Анна (27.03)  
 Дедюхин Настя (27.03)

From the 11<sup>th</sup> to 20<sup>th</sup>:

Сергеева Вероника (13.03)  
 Зотова Анна (12.03)  
 Адамс Арсен (12.03)  
 Афанова Анна (12.03)  
 Золубетников Роман (14.03)  
 Зеворкин Сергей (15.03)  
 Дубота Анна (18.03)  
 Руди Анна (17.03)  
 Чиналова Валерия (14.03)  
 Тимченко Анна (16.03)  
 Васильева Анна (12.03)  
 Бушман Анна (16.03)  
 Листовенко Анна (13.03)

Were you born  
 in March?





**We all must be organised:**

**МАРТ 2022**


ПОНЕДЕЛЬНИК	ВТОРНИК	СРЕДА	ЧЕТВЕРГ	ПЯТНИЦА	СУББОТА	ВОСКРЕСЕНЬЕ
	<b>1</b>	<b>2</b>	<b>3</b>	<b>4</b>	<b>5</b>	<b>6</b>
<b>7</b>	<b>8</b>	<b>9</b>	<b>10</b>	<b>11</b>	<b>12</b>	<b>13</b>
<b>14</b>	<b>15</b>	<b>16</b>	<b>17</b>	<b>18</b>	<b>19</b>	<b>20</b>
<b>21</b>	<b>22</b>	<b>23</b>	<b>24</b>	<b>25</b>	<b>26</b>	<b>27</b>
<b>28</b>	<b>29</b>	<b>30</b>	<b>31</b>			




**Laminated group info:**

Имя	Вторник	Среда	Четверг	Пятница	Суббота	Воскресенье
1. Даниил Данилович						
2. Анна Анна						
3. Мария Мария						
4. Иван Иван						
5. Елена Елена						
6. Александр Александр						
7. Ольга Ольга						
8. Дмитрий Дмитрий						
9. Екатерина Екатерина						
10. Алексей Алексей						
11. Мария Мария						
12. Иван Иван						
13. Елена Елена						
14. Александр Александр						
15. Ольга Ольга						
16. Дмитрий Дмитрий						
17. Екатерина Екатерина						
18. Алексей Алексей						
19. Мария Мария						
20. Иван Иван						
21. Елена Елена						
22. Александр Александр						
23. Ольга Ольга						
24. Дмитрий Дмитрий						
25. Екатерина Екатерина						
26. Алексей Алексей						
27. Мария Мария						
28. Иван Иван						
29. Елена Елена						
30. Александр Александр						
31. Ольга Ольга						
32. Дмитрий Дмитрий						
33. Екатерина Екатерина						
34. Алексей Алексей						
35. Мария Мария						
36. Иван Иван						
37. Елена Елена						
38. Александр Александр						
39. Ольга Ольга						
40. Дмитрий Дмитрий						
41. Екатерина Екатерина						
42. Алексей Алексей						
43. Мария Мария						
44. Иван Иван						
45. Елена Елена						
46. Александр Александр						
47. Ольга Ольга						
48. Дмитрий Дмитрий						
49. Екатерина Екатерина						
50. Алексей Алексей						
51. Мария Мария						
52. Иван Иван						
53. Елена Елена						
54. Александр Александр						
55. Ольга Ольга						
56. Дмитрий Дмитрий						
57. Екатерина Екатерина						
58. Алексей Алексей						
59. Мария Мария						
60. Иван Иван						
61. Елена Елена						
62. Александр Александр						
63. Ольга Ольга						
64. Дмитрий Дмитрий						
65. Екатерина Екатерина						
66. Алексей Алексей						
67. Мария Мария						
68. Иван Иван						
69. Елена Елена						
70. Александр Александр						
71. Ольга Ольга						
72. Дмитрий Дмитрий						
73. Екатерина Екатерина						
74. Алексей Алексей						
75. Мария Мария						
76. Иван Иван						
77. Елена Елена						
78. Александр Александр						
79. Ольга Ольга						
80. Дмитрий Дмитрий						
81. Екатерина Екатерина						
82. Алексей Алексей						
83. Мария Мария						
84. Иван Иван						
85. Елена Елена						
86. Александр Александр						
87. Ольга Ольга						
88. Дмитрий Дмитрий						
89. Екатерина Екатерина						
90. Алексей Алексей						
91. Мария Мария						
92. Иван Иван						
93. Елена Елена						
94. Александр Александр						
95. Ольга Ольга						
96. Дмитрий Дмитрий						
97. Екатерина Екатерина						
98. Алексей Алексей						
99. Мария Мария						
100. Иван Иван						

First, take your Stationery boxes and glue the cribs!



Words+Speaking



Grammar+Writing



Pencil / Pen Box



Then, let your teacher sign in your copybooks!

**Speaking to warm up!**



**Continue the answer  
and say why!**

**You don't need some sentences!**



1. When I'm at the beach, I am.....
2. When it's raining, I am .....
3. When I wake up early, I am .....
4. When it's snowing, I am .....
5. When I have exams, I am .....
6. When I have vacations, I am .....

8. When I run a lot, I am .....
9. When I see my friends, I am .....
10. When it's weekend, I am .....
11. When it's my birthday, I am .....

## Your Hometask:

HOME TASK:



**Home task: Выдаётся на уроке в понедельник/вторник/среду  
28.02.2022/01.03.2022/02.03.2022.**

**Сделать на среду/ четверг/ пятницу 02.03.2022/ 03.03.2022/  
04.03.2022.**

- 1. Watch the story to tell in a class (draw the main points.) (Зарисовать главные моменты)**
- 2. Grammar copy.**



# PREPOSITIONS OF TIME

1. My mother was born \_\_\_\_\_ 1970

- a. in
- b. on
- c. at



2. They sing carols \_\_\_\_\_ Christmas.

- a. in
- b. on
- c. at



3. They brush their teeth \_\_\_\_\_ night.

- a. in
- b. on
- c. at



4. They went to Disneyland \_\_\_\_\_ June.

- a. in
- b. on
- c. at



5. He drives to school \_\_\_\_\_ weekdays.

- a. in
- b. on
- c. at



6. He goes camping \_\_\_\_\_ Easter.

- a. in
- b. on
- c. at



7. He goes hunting \_\_\_\_\_ the morning.

- a. in
- b. on
- c. at



8. She has lunch \_\_\_\_\_ one o'clock.

- a. in
- b. on
- c. at



9. She rehearses \_\_\_\_\_ the afternoon.

- a. in
- b. on
- c. at



10. I was born \_\_\_\_\_ January, 5th.

- a. in
- b. on
- c. at



11. She goes fishing \_\_\_\_\_ Mondays.

- a. in
- b. on
- c. at



12. He likes painting \_\_\_\_\_ spring.

- a. in
- b. on
- c. at





Tell about the video you watched at home:

1. **On the weekend I watched**

(a video, a cartoon, a film, an episode of the series...)

which is called...

2. **It is about ...who**

3. **A story:**

**One day....**

**It all began when..**

**First,...**

**Suddenly,...**

**Then,...**

**After that,...**

**Finally,...**

**In the end,...**

4. **Your opinion/recommendations:**

**To my mind,...**

**In my opinion,...**

**I strongly recommend you to watch this...**

**I don't think you will enjoy watching it but...**



**Refresh how to tell the story!**

**Tell about the video you watched at home:**

1. **On the weekend I watched**

(a video, a cartoon, a film, an episode of the series...) which is called...

2. **It is about ...**

3. **A story:**

**One day...**

**It all began when...**

**First...**

**Secondly,...**

**Then,...**

**After that,**

**Finally,**

**In the end,**

**My opinion/my commendations:**

**To my mind,...**

**In my opinion,...**

**I strongly recommend you to watch this...**

**I don't think you will enjoy watching it but...**





Video 01.mp4



While the students are telling about the H.T video,  
you are writing about your feelings!

Or you write the dictation!

# What am I feeling Today?



What makes me feel

**HAPPY**

today is . . .

---

---

---

---



What makes me feel

**SAD**


today is . . .

---

---

---

---



What makes me feel

**ANGRY**


today is . . .

---

---

---

---



What makes me feel

**SCARED**

today is . . .

---

---

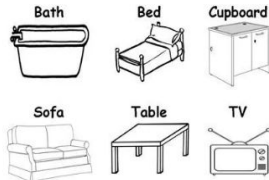
---

---

# MY HOUSE

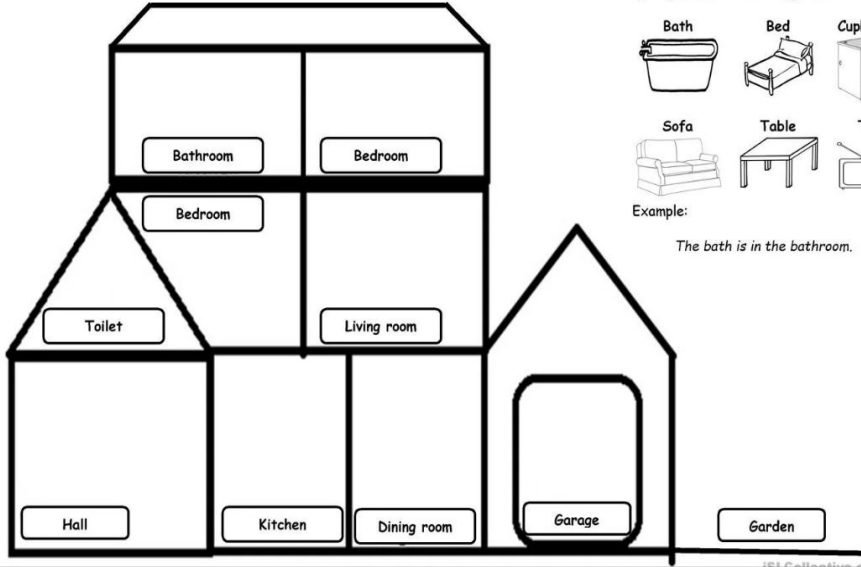
1) Read the labels and draw the different rooms in the house.

2) Say where these things are:



Example:

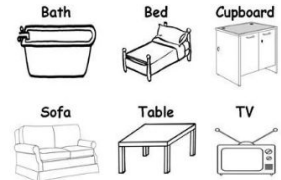
*The bath is in the bathroom.*



# MY HOUSE

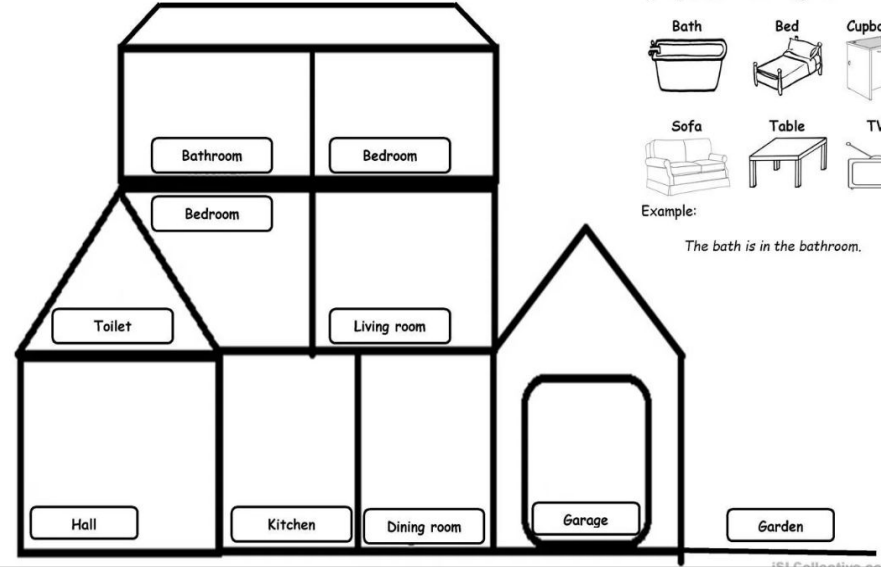
1) Read the labels and draw the different rooms in the house.

2) Say where these things are:



Example:

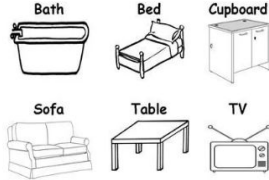
*The bath is in the bathroom.*



# MY HOUSE

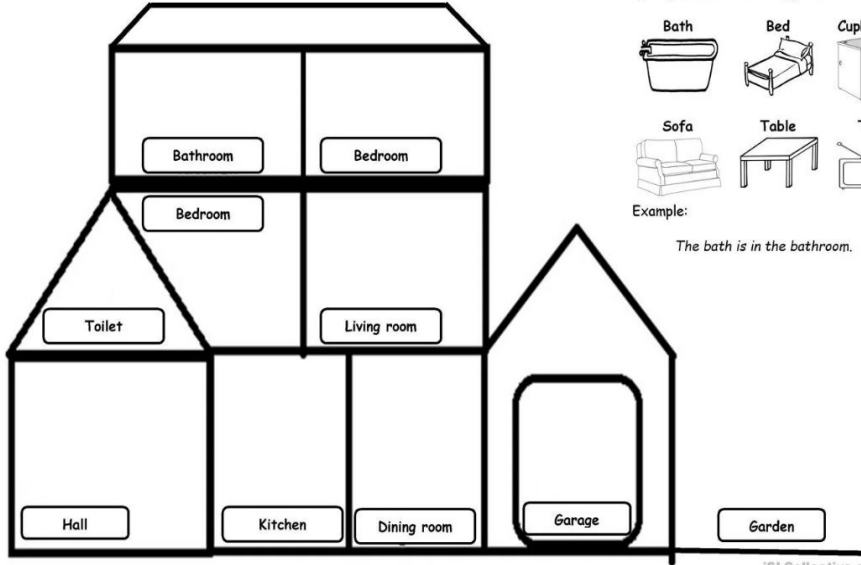
1) Read the labels and draw the different rooms in the house.

2) Say where these things are:



Example:

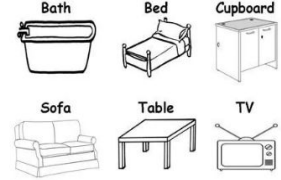
*The bath is in the bathroom.*



# MY HOUSE

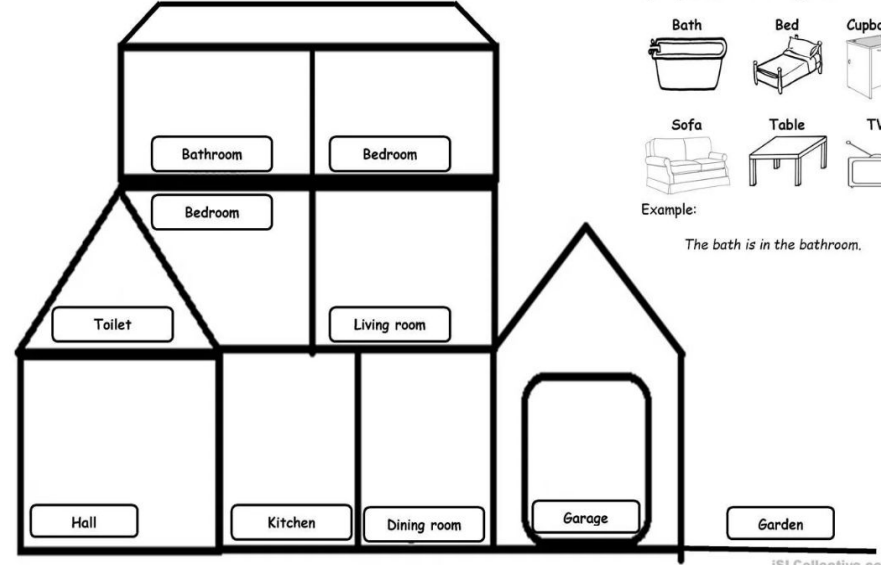
1) Read the labels and draw the different rooms in the house.

2) Say where these things are:





Example:

*The bath is in the bathroom.*



# All About Me!



**Facts About Me:**  
My name is: \_\_\_\_\_  
Age: \_\_\_\_\_  
When I grow up I want to be:  
\_\_\_\_\_  
\_\_\_\_\_



This is a picture of me.

**My Favorites**  
Animal: \_\_\_\_\_  
Food: \_\_\_\_\_  
Sport: \_\_\_\_\_  
Color: \_\_\_\_\_  
Book: \_\_\_\_\_  
Things to do at home:  
\_\_\_\_\_  
\_\_\_\_\_

**Something You Don't Know About Me**  
\_\_\_\_\_  
\_\_\_\_\_

**My Hero**  
\_\_\_\_\_  
\_\_\_\_\_  
\_\_\_\_\_

# All About Me!



**Facts About Me:**  
My name is: \_\_\_\_\_  
Age: \_\_\_\_\_  
When I grow up I want to be:  
\_\_\_\_\_  
\_\_\_\_\_

This is a picture of me.

**My Favorites**  
Animal: \_\_\_\_\_  
Food: \_\_\_\_\_  
Sport: \_\_\_\_\_  
Color: \_\_\_\_\_  
Book: \_\_\_\_\_  
Things to do at home:  
\_\_\_\_\_  
\_\_\_\_\_

**Something You Don't Know About Me**  
\_\_\_\_\_  
\_\_\_\_\_

**My Hero**  
\_\_\_\_\_  
\_\_\_\_\_  
\_\_\_\_\_





## Your Hometask:

HOME TASK:



**Home task: Выдаётся на уроке в среду/ четверг/ пятницу:  
16.02.2022/ 17.02.2022/ 18.02.2022.**

**Сделать на среду/четверг/пятницу:  
09.02.2022/10.02.2022/11.02.2022.**

- 1. Write a letter.**
- 2 Grammar test.**
- 3 Exam test.**

6. Прочитай письмо от друга по переписке и напиши ответ, дополнив письмо.

London  
Great Britain  
21 April

Dear friend,

My name is Andrew. I am from Great. I live in London.

I am ten. My birthday is on the 6th of October. When is your birthday?

I like to swim and play computer games. What do you like to do?

My favourite subject is Maths. What is your favourite subject?

I hope to get a letter from you soon!

Yours,

Andrew

\_\_\_\_\_  
\_\_\_\_\_  
\_\_\_\_\_

Dear \_\_\_\_\_

Thank you for your letter.

My name is \_\_\_\_\_

I am from \_\_\_\_\_

My birthday is \_\_\_\_\_

I like to \_\_\_\_\_

My favourite subject(s) is(are) \_\_\_\_\_

Best wishes,

\_\_\_\_\_



1. I ... got long fair hair.  
a) has                      b) have                      c) am
2. My cat ... fly.  
a) can                      b) has                      c) can't
3. ... your puppy got big ears?  
a) Can                      b) Is                      c) Has
4. — Has your dad got black hair? — Yes, ... .  
a) he has                      b) she has                      c) he hasn't
5. — Can you swim? — No, ... .  
a) I can                      b) it can                      c) I can't
6. I've got ... orange goldfish.  
a) a                      b) an                      c) —
7. — ... your cat big? — No, it isn't.  
a) Has                      b) Have                      c) Is
8. Jane ... got a pet.  
a) hasn't                      b) can't                      c) isn't
9. ... you dance?  
a) Have                      b) Has                      c) Can
10. — What's this? — ... a rabbit.  
a) I'm                      b) It's                      c) It can



HOLIDAYS

People like going on holiday. Older people like holidays

..... *because* ..... they don't have to work, and children like them because

they don't have to go to school. There are a ..... of places  
you can go to on holiday. Some people like going to the beach because

..... can swim, play games or sit in the sun. Some like the

mountains better because when ..... snows they can play in

the snow. There are people ..... love going to the countryside

for their holidays. They like having picnics, fishing or .....

on lakes. I think all holidays are good!

Example	but	because	and
1	lot	much	more
2	it	we	they
3	it	the	he
4	who	which	where
5	sail	sailed	sailing