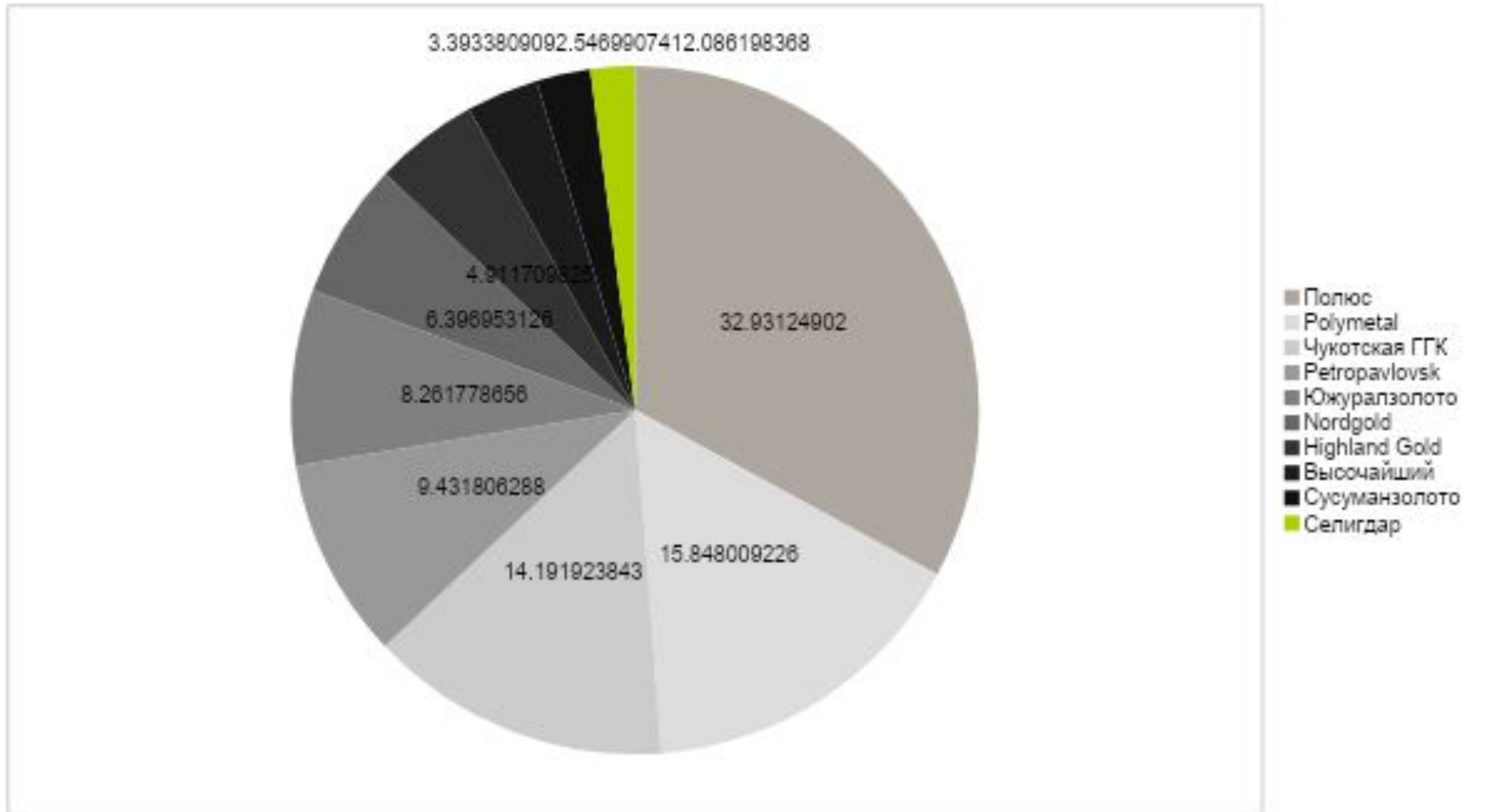
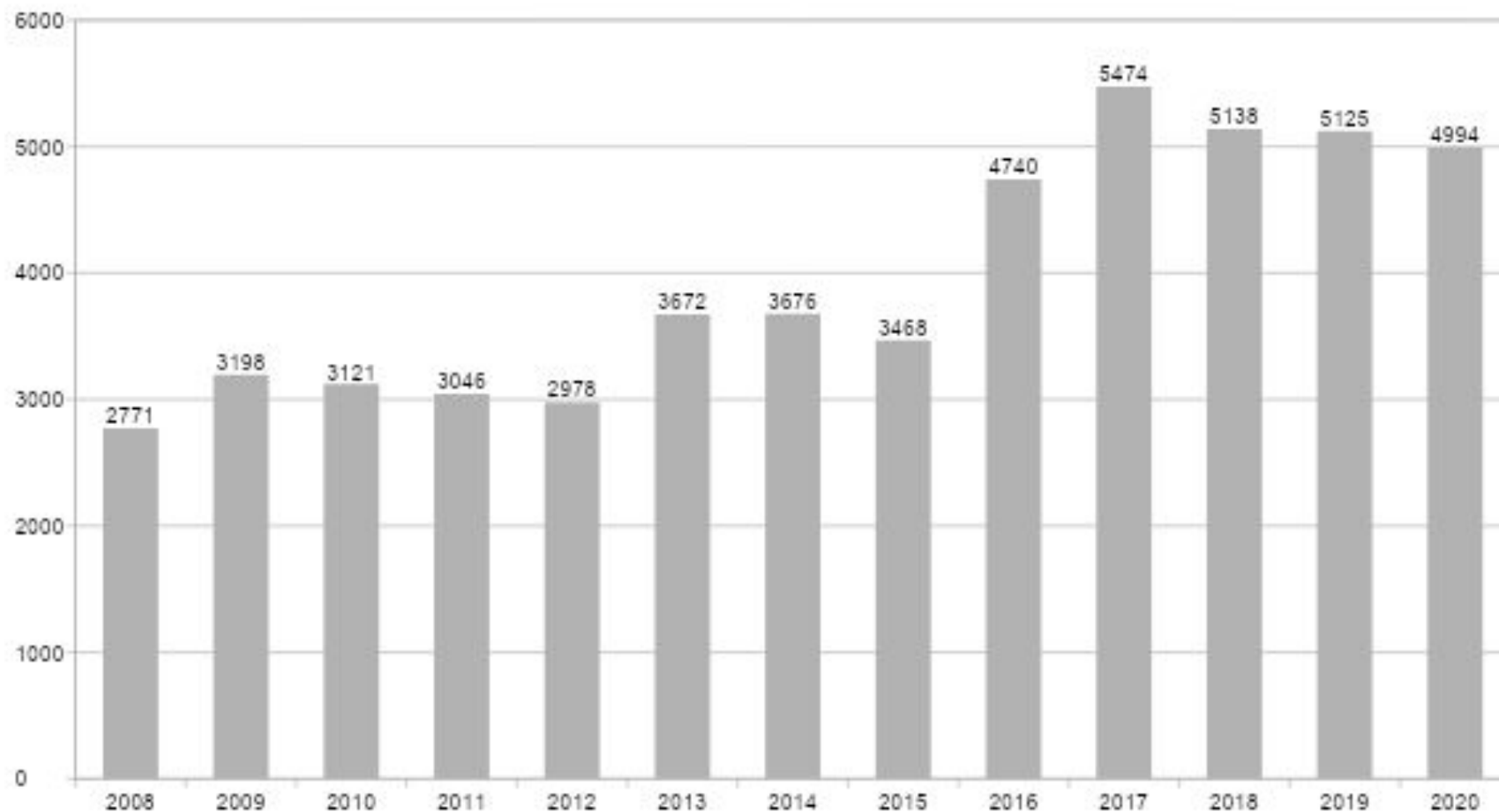


# ПАО «Селигдар»



**CONOMY**

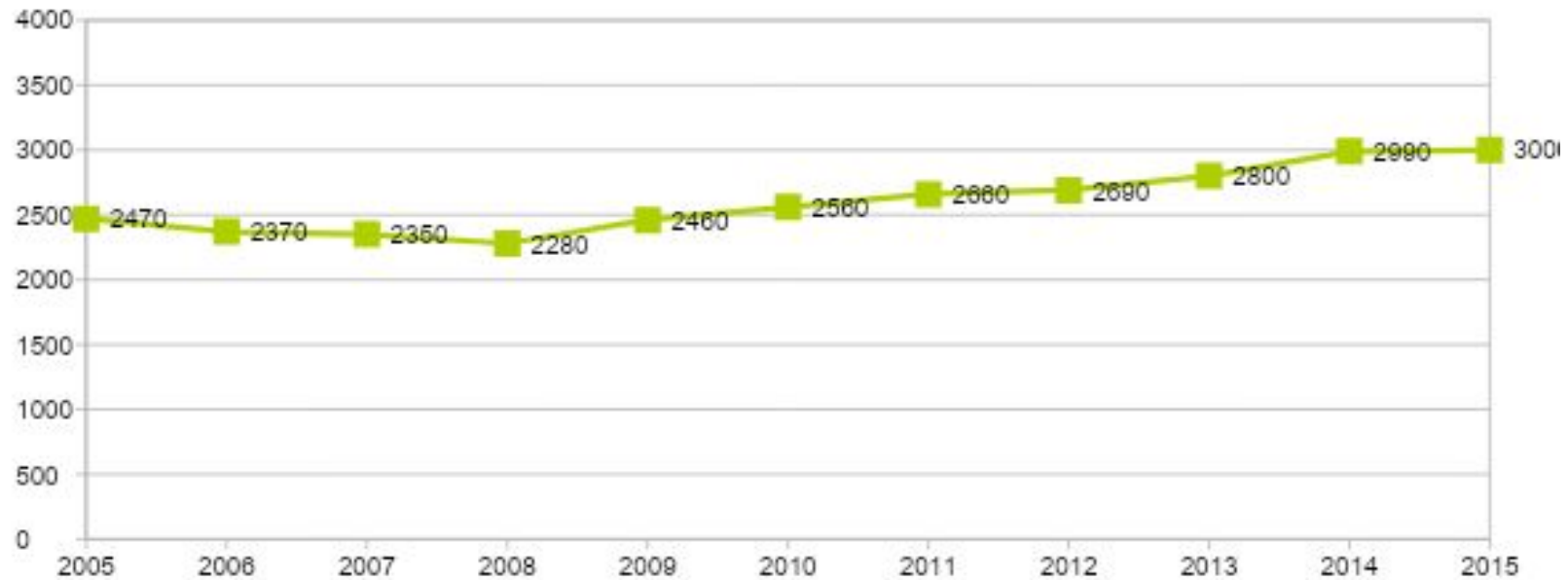
# Производство золота, кг



**CONOMY**

# Макроэкономические факторы

Добыча золота в мире, тонн



|                                      | Tonnes |         |                |                     | US\$mn   |          |                |                     |  |
|--------------------------------------|--------|---------|----------------|---------------------|----------|----------|----------------|---------------------|--|
|                                      | Q2'15  | Q2'16   | 5-year average | Year-on-year change | Q2'15    | Q2'16    | 5-year average | Year-on-year change |  |
| <b>Demand</b>                        |        |         |                |                     |          |          |                |                     |  |
| <b>Gold demand</b>                   | 910.4  | 1,050.2 | 1,123.4        | ↑ 15%               | 34,899.4 | 42,530.6 | 51,076.4       | ↑ 22%               |  |
| Jewellery                            | 513.7  | 444.1   | 584.4          | ↓ -14%              | 19,691.7 | 17,983.1 | 26,194.8       | ↓ -9%               |  |
| Technology                           | 83.3   | 80.9    | 90.8           | ↓ -3%               | 3,194.1  | 3,276.1  | 4,146.2        | ↑ 3%                |  |
| Investment                           | 186.1  | 448.4   | 308.6          | ↑ 141%              | 7,134.5  | 18,157.5 | 14,437.6       | ↑ 155%              |  |
| Total bar and coin                   | 209.1  | 211.6   | 323.0          | ↑ 1%                | 8,017.4  | 8,569.4  | 14,867.4       | ↑ 7%                |  |
| ETFs and similar products            | -23.0  | 236.8   | -14.4          | -                   | -883.0   | 9,588.1  | -429.8         | -                   |  |
| Central banks and other institutions | 127.3  | 76.9    | 139.5          | ↓ -40%              | 4,879.1  | 3,114.0  | 6,297.8        | ↓ -36%              |  |

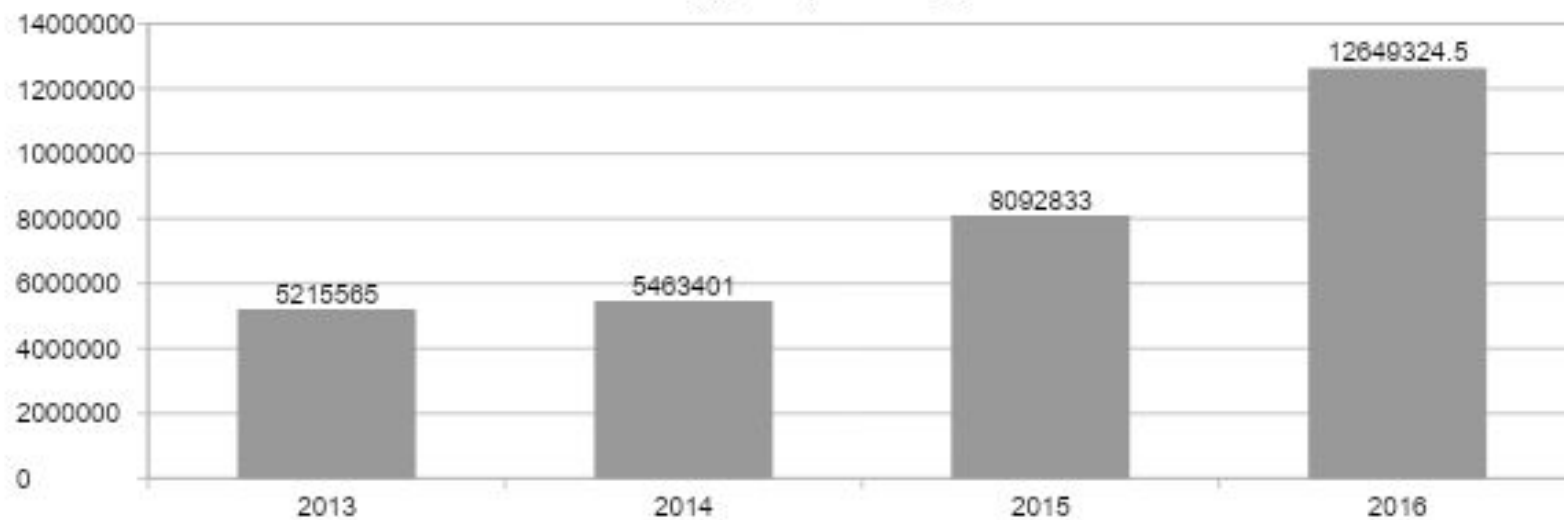
# Цены на золото



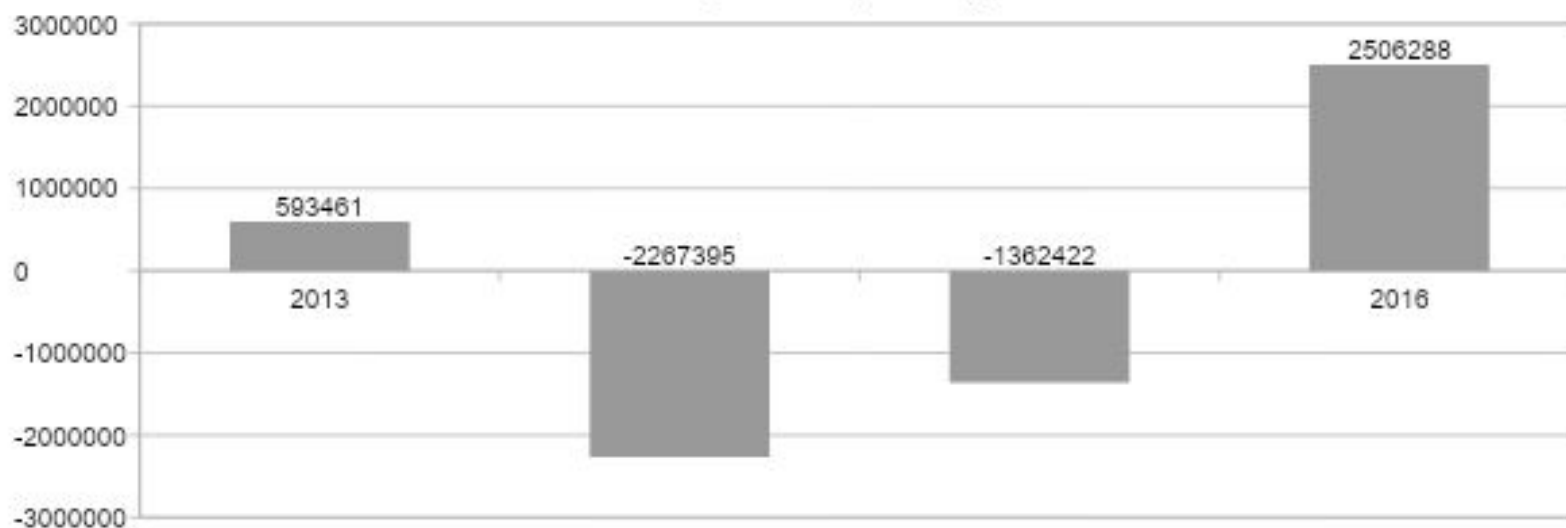
**CONOMY**

# Финансовые показатели

Выручка, тыс. руб.



Чистая прибыль, тыс. руб.



**Спасибо за внимание!  
Задавайте вопросы  
в комментариях**

**Промокод:  
0108QR**

---

**CONOMY**