

1) Describe. 2) Compare and contrast.

3) Speculate. 4) React.



Talking about photos

1) Describe. 2) Compare and contrast.

3) Speculate. 4) React.

1) Describe the photo.

- Describe what you can see and what is happening in the photos.
- Say where it's happening; ie *on the right / left, at the bottom / top, in the middle, behind, in front...*
- Use Present Continuous. *What are they doing?*
- What clothes are they wearing
- What's the weather like?
- Are they inside or outside?
- Use adjectives. Do they look *happy, sad, angry, bored, tired..?*
- How does the photo make you feel?
- Would you like to be there? Why / Why not?



1) Describe. 2) Compare and contrast.

3) Speculate. 4) React.

Comparing and contrasting photos

What vocabulary do we use?

Similarities; *all, ...*

... and

Differences; *... but ...*



1) Describe. 2) Compare and contrast.

3) Speculate. 4) React.

Comparing and contrasting photos

What vocabulary do we use?

Similarities; *all, most, some, both...*

... and, also, as well, too

Differences; *... but / however / whereas / while / on the other hand...*

Although...

“In both photos the woman is blond. In the photo on the left she is wearing a white shirt whereas in the photo on the right she is wearing a black coat”.



1) Describe. 2) Compare and contrast.

3) Speculate. 4) React.

Speculate about the situation

What language do we use?



1) Describe. 2) Compare and contrast.

3) Speculate. 4) React.



Speculate about the situation

What language do we use?

Use may / might / could / must / can't be...

He seems to / appears to be...

Make some sentences



1) Describe. 2) Compare and contrast.

3) Speculate. 4) React.



Speculate about the situation

What language do we use?

Use may / might / could / must / can't be...

He seems to / appears to be...

Make some sentences

“They seem to be very happy. Their team must be winning”.



1) Describe. 2) Compare and contrast.

3) Speculate. 4) React.

Give your reaction

What language can we use?



1) Describe. 2) Compare and contrast.

3) Speculate. 4) React.

Give your reaction

What language can we use?

I'd love / hate to do that!

It looks great / dangerous / awful!

It makes me want to try / go there...

It wouldn't suit me.



1) Describe. 2) Compare and contrast.

3) Speculate. 4) React.

Now talk about some of the following photos.



1) Describe. 2) Compare and contrast.

3) Speculate. 4) React.



1) Describe. 2) Compare and contrast.

3) Speculate. 4) React.




- 1) Describe.**
- 2) Compare and contrast.**
- 3) Speculate.**
- 4) React.**



1) Describe. 2) Compare and contrast.

3) Speculate. 4) React.



1) Describe. 2) Compare and contrast.

3) Speculate. 4) React.



1) Describe. 2) Compare and contrast.

3) Speculate. 4) React.





1) Describe. 2) Compare and contrast.

3) Speculate. 4) React.




1) Describe. 2) Compare and contrast.

3) Speculate. 4) React.



1) Describe. 2) Compare and contrast.

3) Speculate. 4) React.



1) Describe. 2) Compare and contrast.

3) Speculate. 4) React.



1) Describe. 2) Compare and contrast.

3) Speculate. 4) React.



1) Describe. 2) Compare and contrast.

3) Speculate. 4) React.



1) Describe. 2) Compare and contrast.

3) Speculate. 4) React.



1) Describe. 2) Compare and contrast.

3) Speculate. 4) React.



42-19223545 [RF] © www.visualphotos.com





SCIENCEPHOTOLIBRARY



008721 [RM] © www.visualphotos.com



1) Describe. 2) Compare and contrast.

3) Speculate. 4) React.



1) Describe. 2) Compare and contrast.

3) Speculate. 4) React.



1) Describe. 2) Compare and contrast.

3) Speculate. 4) React.



1) Describe. 2) Compare and contrast.

3) Speculate. 4) React.

1) Describe the photo.

- Describe what you can see and what is happening in the photos.
- Say where it's happening; ie *on the right / left, at the bottom / top, in the middle, behind, in front...*
- Use Present Continuous. *What are they doing?*
- What clothes are they wearing
- What's the weather like?
- Are they inside or outside?
- Use adjectives. Do they look *happy, sad, angry, bored, tired..?*
- How does the photo make you feel?
- Would you like to be there? Why / Why not?

2) Comparing and contrasting photos

Similarities; *all, most, some, both...*

... also, as well, too.

Differences; *... but / however / whereas / while / on the other hand...*

Although...

3) Speculate about the situation

Use may / might / could / must / can't be...

He seems to / appears to be...

4) Give your reaction

I'd love / hate to do that!

It looks great / dangerous / awful!

It makes me want to try / go there...

It wouldn't suit me.