


# Lesson 20 - twenty

Two - 2

Twelve - 12

Twenty - 20



Write

Lesson 20 ( twenty ) month February

Date 26.02 Name \_\_\_\_\_

Classwork

---

Be polite!

Don't forget to say –

Hello and Hi!



Hello, classmates!



Be polite!

Don't forget to say –

Goodbye!



Be polite!  
Don't forget to say –  
please and thank you!



Thank you, teacher.



Be polite!

**Don't forget to ask –**  
**How are you today?**





How are you?

How are you?

How are you?

I'm fine, thank you.

I'm great, thank  
you.

I'm wonderful,  
thank you.

How are you?

How are you?

How are you?

I'm fantastic, thank  
you.

I'm very well, thank  
you.

I'm **not bad**, thank  
you.

What's the  
matter?

What's the  
matter?

What's the  
matter?

I'm cold.

I'm hot.


I'm hungry.



# Complete



The month is February.



The season is

winter.



What's the

matter?



The snowballs are ...  
on the ground.





Let's have winter fun.



Let's build a snow ...  
castle.



# Let's play snowballs



Let's build a snowman.



Let's skate.



# Colour



# Grey, red, pink, green, blue

- 1) September, November, October, February, January, December.
- 2) snow castle, snowman, snowflake, snowball.
- 3) play snowballs, build snow castle, build snowman, skate.
- 4) cold, hot, funny, hungry, happy.
- 5) What's your name? What's the matter? What is it?



**WELL DONE!**



A decorative graphic on the left side of the page. It features a brown arrow pointing to the right at the top, and several thin, curved lines in shades of brown and grey below it, resembling blades of grass or reeds.

Repeat.

An igloo.

Let's play in the garden.

Open the door.

I'm cold.

I have a yellow hat.

I have a pink jacket.

I have a blue jacket.

I have a green hat.



Look an igloo!

I can see insects.

One, two, three, four, five, six.

The insects like the igloo.

Hello insects.

# Story time 4


## The igloo



Where is the igloo?



It is in the garden.



Look. Listen.



1  Listen and read.



Where's my book?

Is it in the bag?

Is it under the desk?

Where are my pens?

Are they in the bag?

Are they in the box?

Thank you.

Guess!


No, it isn't.

Yes, it is.

Guess!

No, they aren't.

Yes, they are. Here you are.




Where is the mouse?

It is in the box. It is on the box. It is under the box.







They are in the hat.

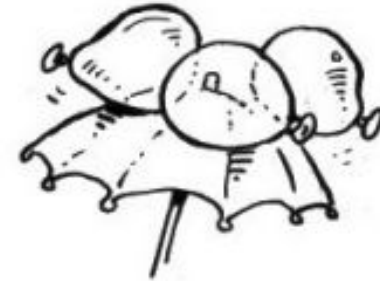





# 1. Read and draw.

## 1 Read and draw.

- 1  The flower is in the jug.
- 2  The balloons are under the teddy.
- 3  The apples are in the box.
- 4  The lemons are in the bag.
- 5  The ruler is on the lemons.
- 6  The rubber is on the umbrella.







## 2. Write.

### 2 Write.

1 teddy/box

2 lemons/chair


3 balloons/umbrella

4 flower/bag

The teddy is in the box.

The lemons are on the chair.  
The balloons are under the umbrella.

The flower is in the bag.



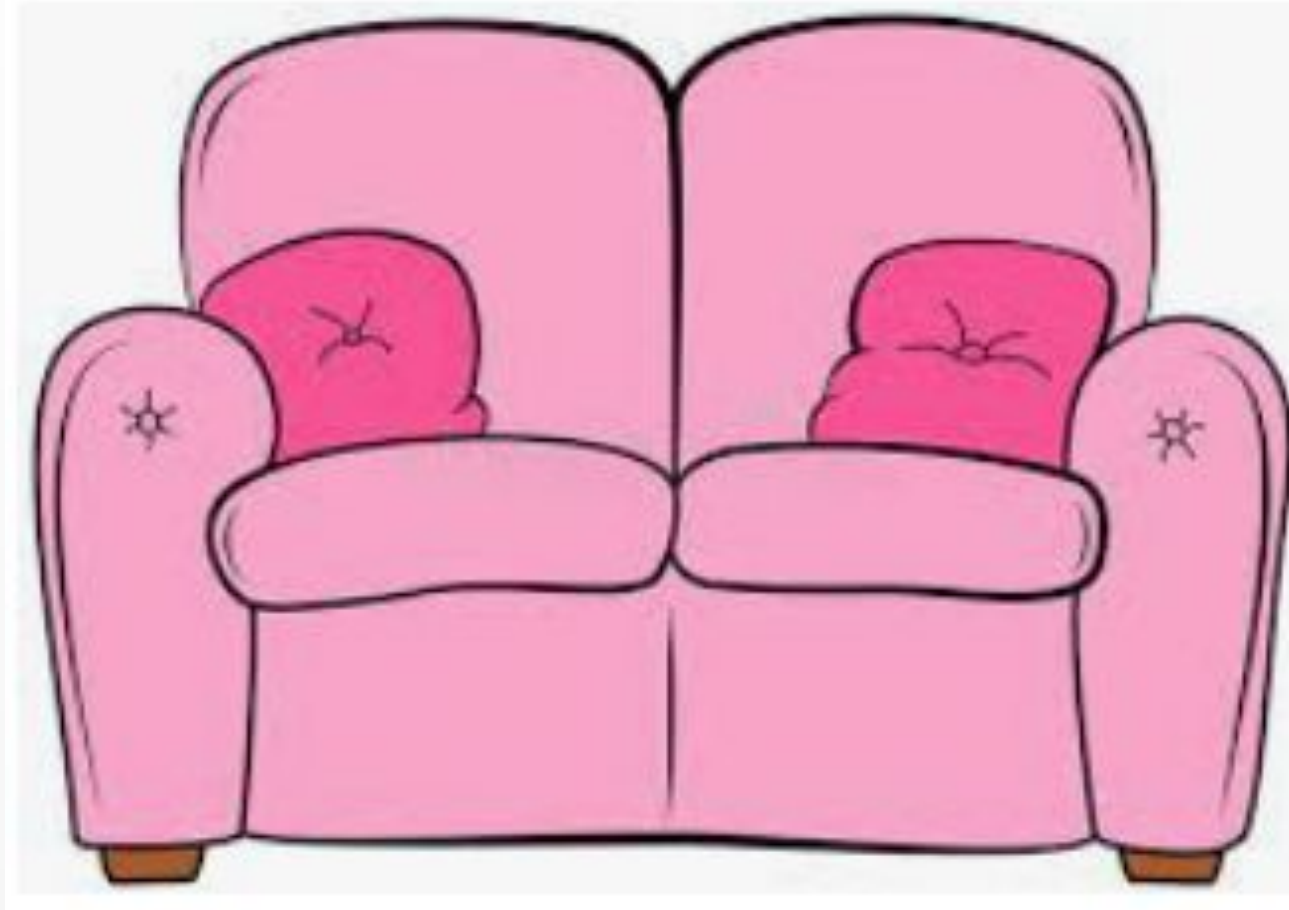
Where **is** the  
cushion?

It **is** on the sofa.




Where **are** the  
cushions?

They **are** on the  
sofa.



Open your exercise books page 11.



**9** Ответь на вопросы и запиши ответ.  
Галочка (V) означает «Да», крестик (X) означает «Нет».

1. Is it a bath? (X) — No, it isn't.

2. Is it a window? (X) — No, it isn't.

3. Are they in the living room? (V) — \_\_\_\_\_  
Yes, they are.

4. Is Daddy in the tree house? (V) —

Yes, he is.

5. Are you in the house? (X) — \_\_\_\_\_

No, I am not.

6. Are Lulu and Larry in the kitchen? (V) —

Yes, they are.

7. Is Nanny Shine in the bedroom? (X) —

No, she isn't.

8. Is Grandma in the garden? (X) — \_\_\_\_\_

No, she isn't.

9. Am I Chuckles? (X) — No, you aren't.

10. Am I a pupil? (V) — Yes, you are.

Well done!




2  Listen and say.

3 Now you!

4  Listen and point.



Mike, Mike, on a bike  
Fred, Fred, in a bed  
Mabel, Mabel, under a table  
Paul, Paul, on a wall  
Lee, Lee, in a tree  
Ella, Ella, under an umbrella.



5  Listen and say.





A game.

Where is the teddy?






The teddy is in the kitchen.



The teddy is in the bathroom.



The teddy is in the bedroom.



The teddy is in the living room.



The teddy is in the garden.



The teddy is in the classroom.



Well done!





# Homework



- 
- 
1. У детей на руках копии.
  2. Задания в учебнике Review 4.


# Review 4



## 1 Write.

A handwriting practice sheet with five rows of four-line guides. Each row contains two sets of letters: uppercase and lowercase. The first letter in each set is solid with numbered arrows indicating stroke order. The following letters are dotted for tracing. The letters are: Row 1: F, f; Row 2: G, g; Row 3: H, h; Row 4: J, j; Row 5: j, j.


2 Write and colour.



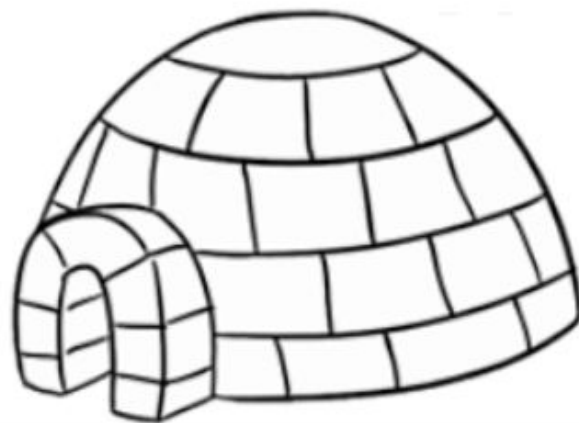
□ r o g



□ i r l




□ a t



□ g l o o



□ a m



Have a nice weekend!

