

Анимированный плакат

Письменные буквы русского алфавита



Чулихина Е.А.

учитель начальных классов
МОУ «Малодубенская СОШ»

Орехово-Зуевского района Московской области

e.a@mail.ru



Аа Аа	Бб Бб	Вв Вв	Гг Гг	Дд Дд
Ее Ее	Ёё Ёё	Жж Жж	Зз Зз	Ии Ии
Йй Йй	Кк Кк	Лл Лл	Мм Мм	Нн Нн
Оо Оо	Пп Пп	Рр Рр	Сс Сс	Тт Тт
Уу Уу	Фф Фф	Хх Хх	Цц Цц	Чч Чч
Шш Шш	Щщ Щщ	Ъъ Ъъ	Ыы Ыы	Ьь Ьь
Ээ Ээ	Юю Юю	Яя Яя		

A a

A a



a





Б б

Б

б








B B

B b b





6



B






T t



2





Дд




Dd



g





E e


E

e



e





E e


Ë

ë



e





Ж ж


Ж

ж

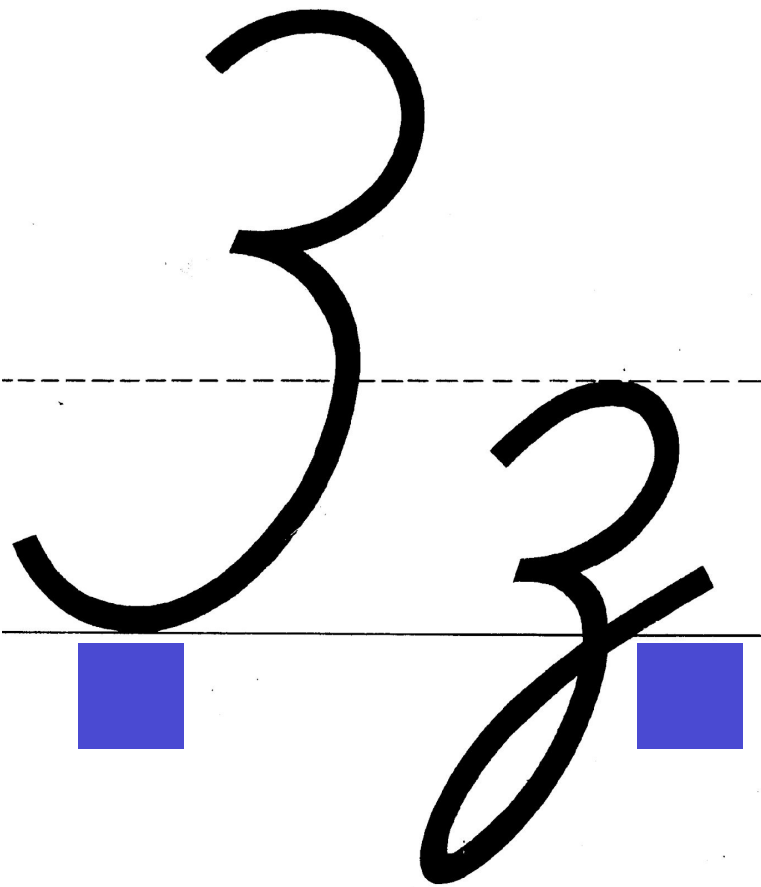


2K





3 3



3



3



И И

И И

и и




u



21





Handwriting practice lines with a cursive letter 'u' and a pen illustration.



Kk


Kk



Handwritten cursive letter 'k' with two red starburst markers indicating stroke direction.



Handwritten cursive letter 'K' on a four-line grid. Two red starburst markers indicate the starting points of the strokes: one at the top of the vertical stem and another at the junction where the stem meets the loop.



Л л

Л

л



Handwritten letter 'L' with a red starburst at the starting point.



Handwritten cursive letter 'A' on a four-line grid. A red starburst icon is at the starting point of the letter on the bottom line.



M M

M M m m



π



Handwritten cursive letters 'M' and 'A' on a four-line grid. A red starburst marks the starting point of the 'M' at the bottom left line.



Н Н

Н

Н



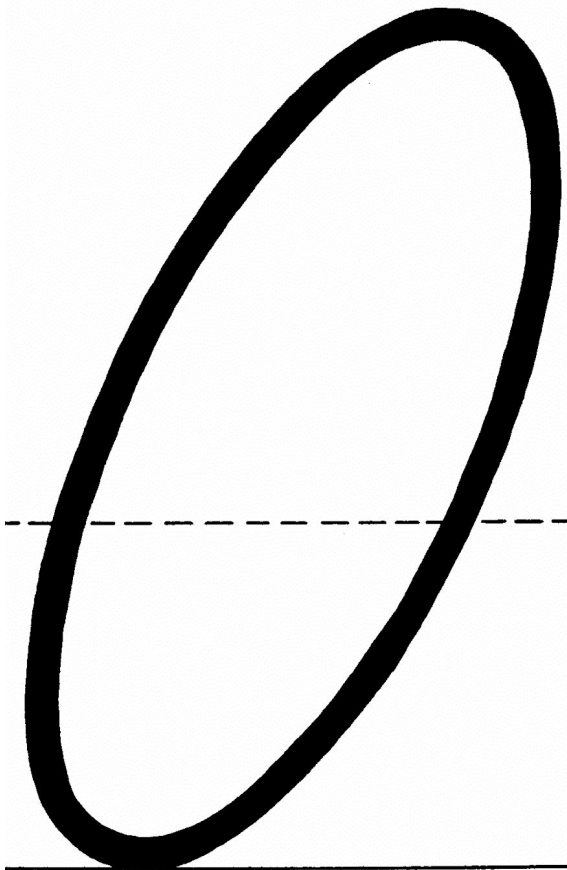



Handwritten letter 'H' on a four-line grid. A red starburst is placed at the top of the left vertical stroke, indicating the starting point for writing.



H

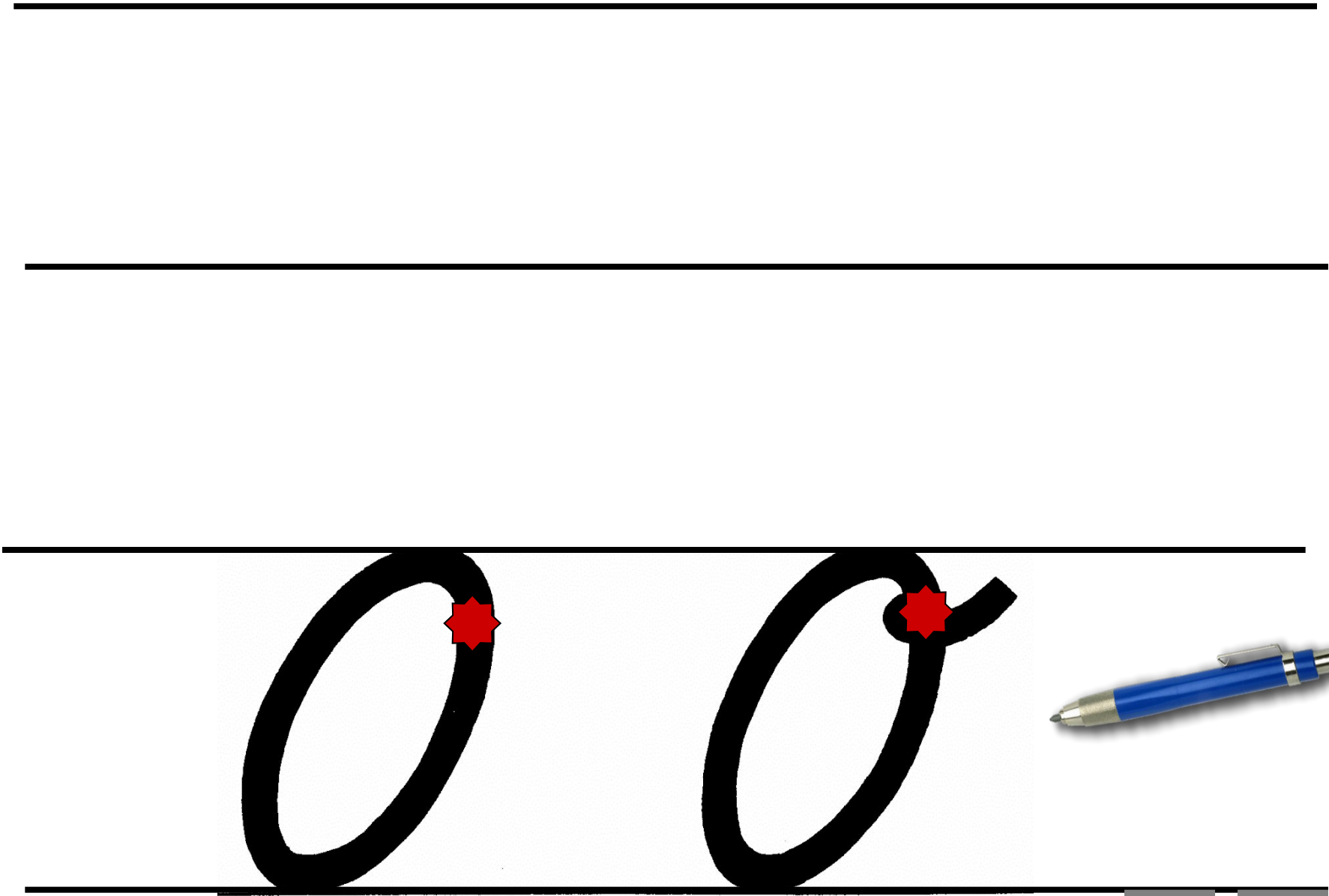




0

o









H h



12

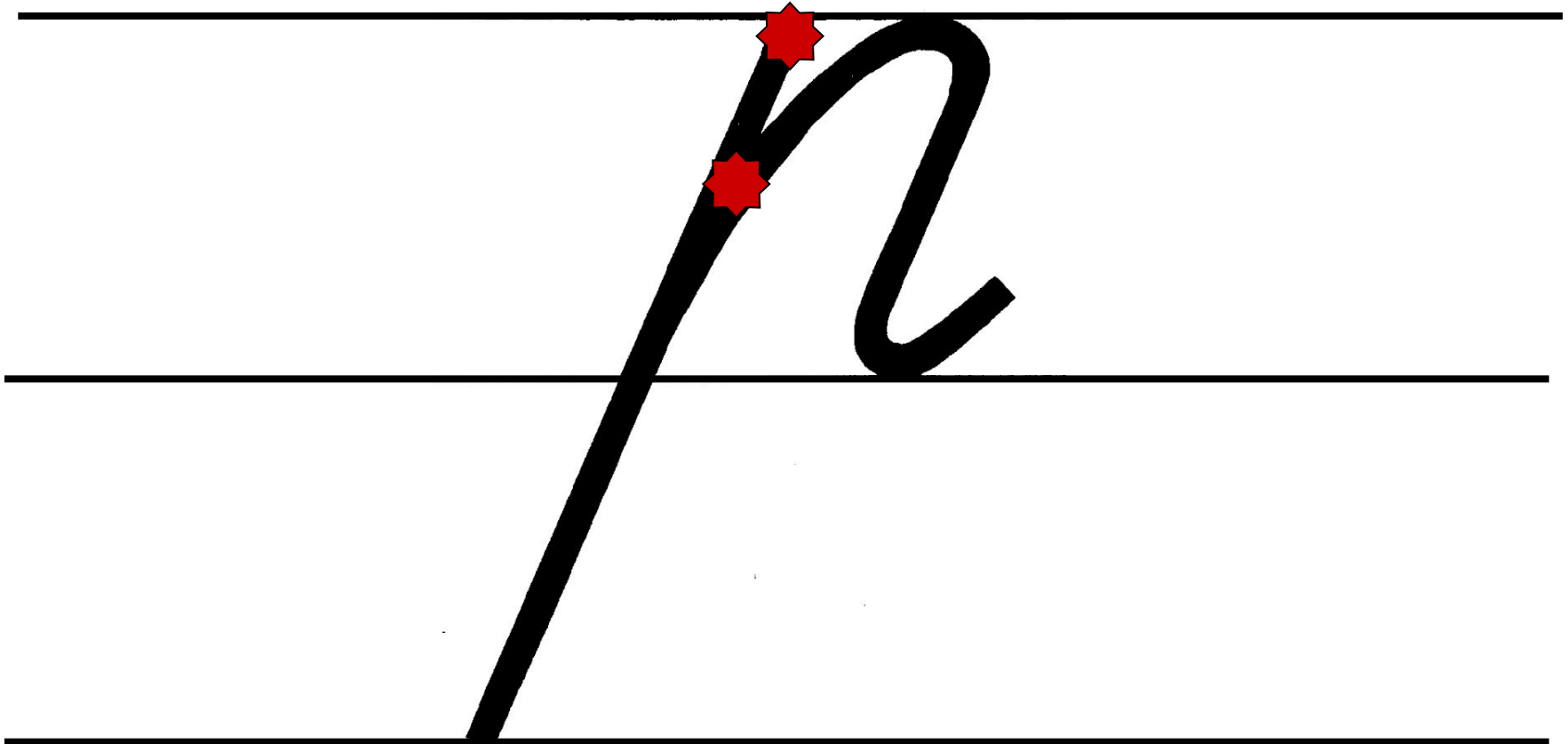


Handwritten cursive letter 'N' on a four-line grid. The letter is drawn with a thick black stroke. Three red star-shaped markers are placed at the top of the letter: one at the start of the top curve, one at the top of the first vertical stroke, and one at the top of the second vertical stroke.



Pp





F



Cc

Cc



C



É



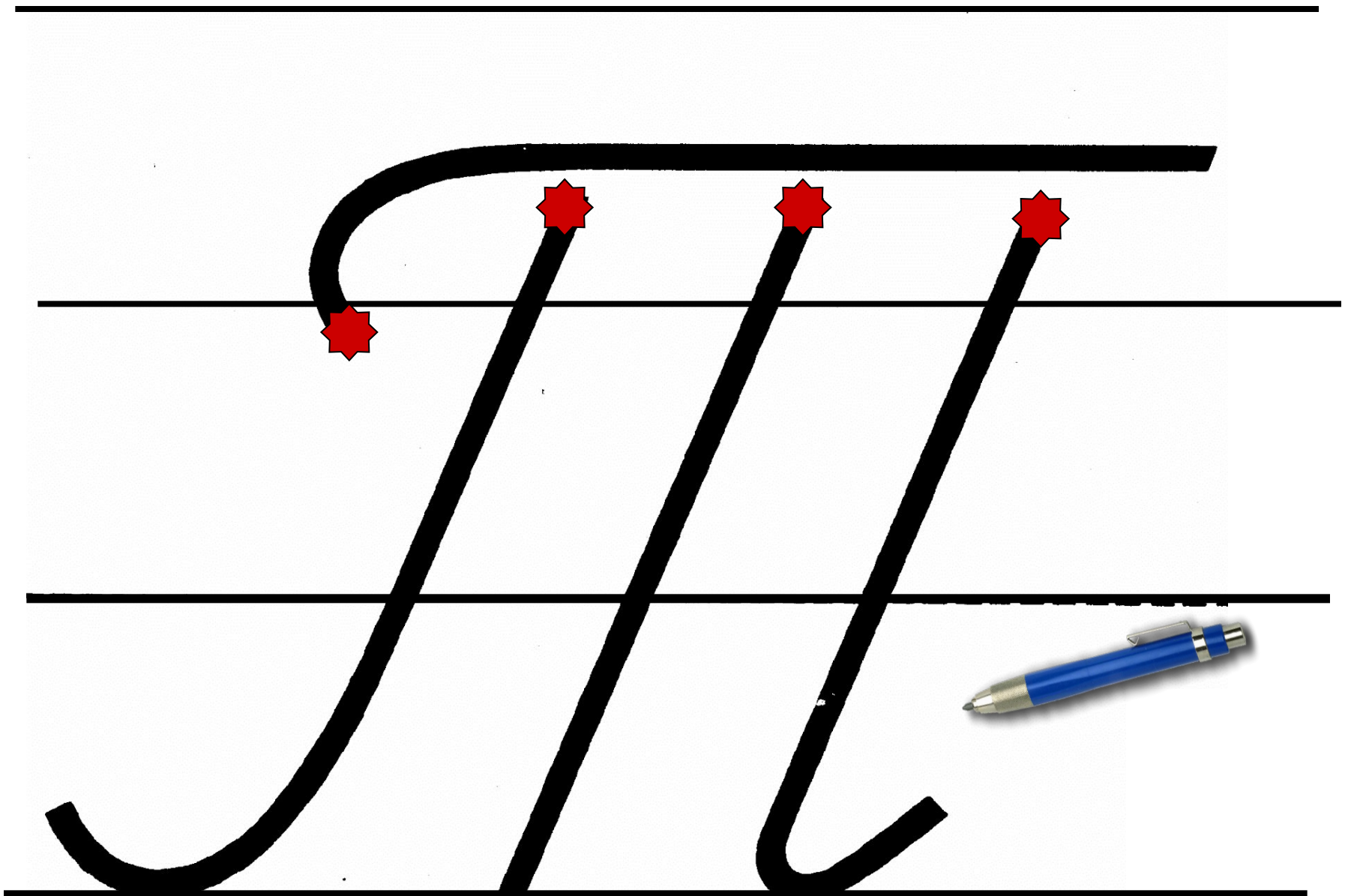
T t

T t



Handwritten cursive letter 'm' on a set of four horizontal lines. A red starburst icon is placed at the top of the first vertical stroke to indicate the starting point.





yy

y y




y



g



Ф ф





g



X x

X





x



x







Uy



Handwritten cursive letter 'y' on a set of five horizontal lines. A red starburst icon is placed at the top of the letter to indicate the starting point of the stroke.



44

4

4




7



Handwritten cursive letter 'y' on a four-line grid. A red starburst marks the starting point at the top line.





W

w




Handwritten cursive letters 'm' and 'n' on a four-line grid. A red starburst icon is placed at the top of the first 'm' stroke, indicating the starting point for writing.



21





u y



W



b

b



7



Ы I

Ы I



64





6



6



Э э

Э э





3




Ю ю

Ю

Ю Ю



HO



10



10



Я Я

Я


я



g



g



Используемые материалы:

1. Голованов Ф.Г. *Демонстрационные карточки печатных и письменных букв*. М., Просвещение, 1971 г.
2. <http://www.lenagold.ru/fon/clipart/k/kar/karanda16.png> (картинка с изображением ручки)
3. www.it-n.ru/communities.aspx?cat_no=5025&lib_no=23224&tmpl=lib (шаблон с изображением школьной доски)



Завершить показ