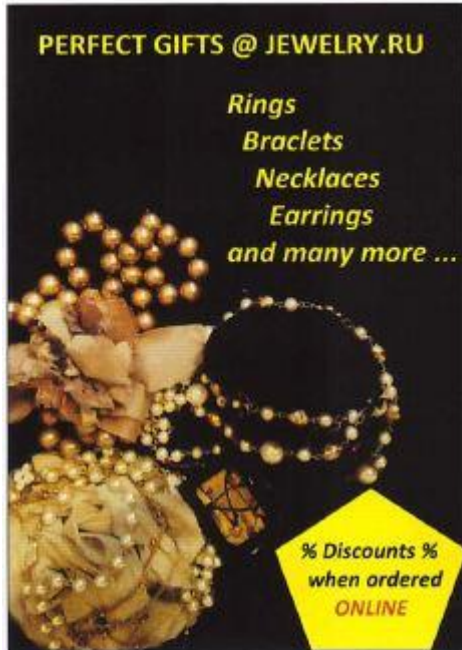


TASK #1. PREPARATION – 01:30 min. ANSWER – 01:40 min.

PREPARATION

1

Task 1. Study the advertisement.



You have decided to order jewelry online and now you are calling to find out more about it. In 1.5 minutes you are to ask **five** questions to find out the following:

- 1) whether rings are available in all sizes
- 2) cost of the ring in size M
- 3) availability of discounts if ordered online
- 4) if gift packaging is provided
- 5) delivery time

TASK #1. PREPARATION – 01:30 min. ANSWER – 01:40 min.

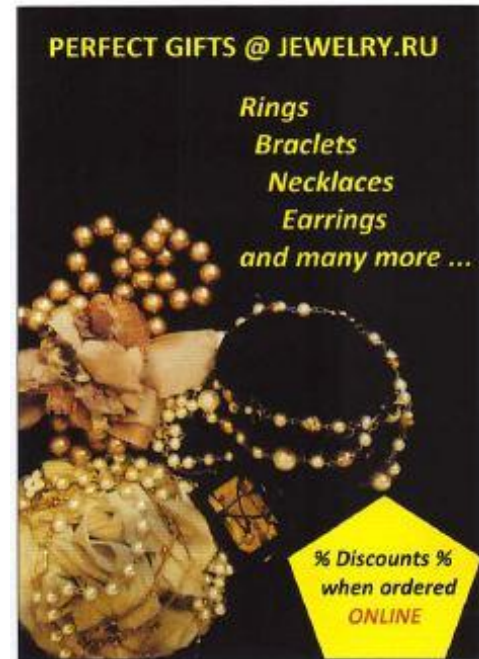
ANSWER

1

Task 1. Ask five direct questions to find out the following:

1) if rings are available in all sizes

You have 20 seconds.



End answer

TASK #1. PREPARATION – 01:30 min. ANSWER – 01:40 min.

ANSWER

1

Task 1. Ask five direct questions to find out the following:

2) cost of the ring in size M

You have 20 seconds.



End answer

TASK #1. PREPARATION – 01:30 min. ANSWER – 01:40 min.

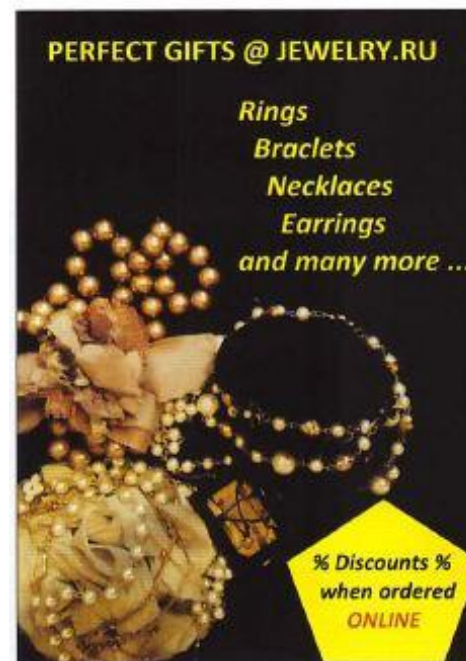
ANSWER

1

Task 1. Ask five direct questions to find out the following:

3) availability of discounts if ordered online

You have 20 seconds.



End answer

TASK #1. PREPARATION – 01:30 min. ANSWER – 01:40 min.

ANSWER

1

Task 1. Ask five direct questions to find out the following:

4) if gift packaging is provided



You have 20 seconds.



End answer

TASK #1. PREPARATION – 01:30 min. ANSWER – 01:40 min.

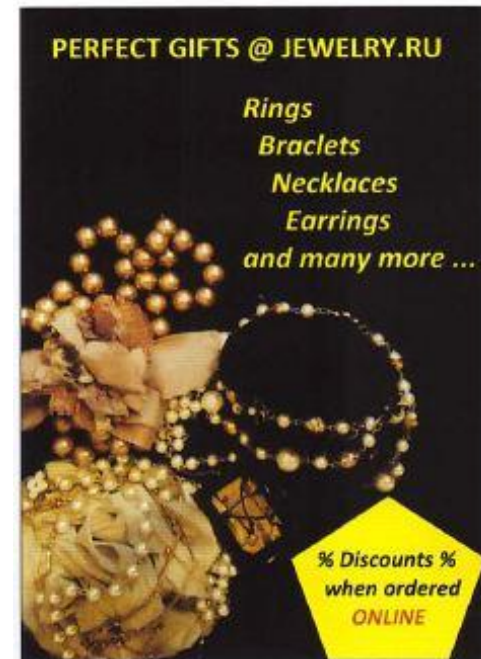
ANSWER

1

Task 1. Ask five direct questions to find out the following:

5) delivery time

You have 20 seconds.



End answer

TASK #2. PREPARATION - 03:00 min. ANSWER – 03:00 min.

PREPARATION

2

Task 2. Imagine that while spending time out with your friends you took some photos.

Choose one photo to present to your friend.



You will have to start speaking in 3 minutes and will speak for not more than 3 minutes. In your talk remember to speak about:

when you took the photo

what/who is in the photo

what is happening

why you keep the photo

why you decided to show the picture to your friend

You have to talk continuously, starting with I've chosen photo number



TASK #2. PREPARATION - 03:00 min. ANSWER – 03:00 min.

PREPARATION

2

Task 2 . Imagine that while spending time out with your friends you took some photos.

Choose one photo to present to your friend.



1



2



3

Choose the photo

TASK #2. PREPARATION - 03:00 min. ANSWER – 03:00 min.

ANSWER

2 Task 2. Start speaking and speak for not more than 3 minutes



In your talk remember to speak about:

- when you took the photo
- what/who is in the photo
- what is happening
- why you keep the photo
- why you decided to show the picture to your friend

End answer

TASK #3. PREPARATION - 03:00 min. ANSWER – 03:00 min.

PREPARATION

3 Task 3. Study the two photographs. In 3 minutes be ready to compare and contrast the photographs:

- give a brief description of the photos (action, location)
- say what the pictures have in common
- say in what way the pictures are different
- say which way of waste disposal is more environmentally friendly
- explain why

You will speak for not more than 3 minutes. You have to talk continuously.

1.



2.



TASK #3. PREPARATION - 03:00 min. ANSWER – 03:00 min.

ANSWER

3

Task 3. Compare and contrast the photographs:

- give a brief description of the photos (action, location)
- say what the pictures have in common
- say in what way the pictures are different
- say which way of waste disposal is more environmentally friendly
- explain why

You will speak for not more than 3 minutes. You have to talk continuously.

1.



2.



End answer

TEST OVER
THANK YOU

TASK #2. PREPARATION - 03:00 min. ANSWER – 03:00 min.

ANSWER

Task 2. Start speaking and speak for not more than 3 minutes



In your talk remember to speak about:

when you took the photo

what/who is in the photo

what is happening

why you keep the photo

why you decided to show the picture to your friend

End answer

TASK #3. PREPARATION - 03:00 min. ANSWER – 03:00 min.

PREPARATION

3 Task 3. Study the two photographs. In 3 minutes be ready to compare and contrast the photographs:

- give a brief description of the photos (action, location)
- say what the pictures have in common
- say in what way the pictures are different
- say which way of waste disposal is more environmentally friendly
- explain why

You will speak for not more than 3 minutes. You have to talk continuously.

1.



2.



TASK #3. PREPARATION - 03:00 min. ANSWER – 03:00 min.

ANSWER

3

Task 3. Compare and contrast the photographs:

- give a brief description of the photos (action, location)
- say what the pictures have in common
- say in what way the pictures are different
- say which way of waste disposal is more environmentally friendly
- explain why

You will speak for not more than 3 minutes. You have to talk continuously.

1.



2.



End answer

TEST OVER
THANK YOU

TASK #2. PREPARATION - 03:00 min. ANSWER – 03:00 min.

ANSWER

Task 2. Start speaking and speak for not more than 3 minutes



In your talk remember to speak about:

when you took the photo

what/who is in the photo

what is happening

why you keep the photo

why you decided to show the picture to your friend

End answer

TASK #3. PREPARATION - 03:00 min. ANSWER – 03:00 min.

PREPARATION

3 Task 3. Study the two photographs. In 3 minutes be ready to compare and contrast the photographs:

- give a brief description of the photos (action, location)
- say what the pictures have in common
- say in what way the pictures are different
- say which way of waste disposal is more environmentally friendly
- explain why

You will speak for not more than 3 minutes. You have to talk continuously.

1.



2.



TASK #3. PREPARATION - 03:00 min. ANSWER – 03:00 min.

ANSWER

3

Task 3. Compare and contrast the photographs:

- give a brief description of the photos (action, location)
- say what the pictures have in common
- say in what way the pictures are different
- say which way of waste disposal is more environmentally friendly
- explain why

You will speak for not more than 3 minutes. You have to talk continuously.

1.



2.



End answer

TEST OVER
THANK YOU