

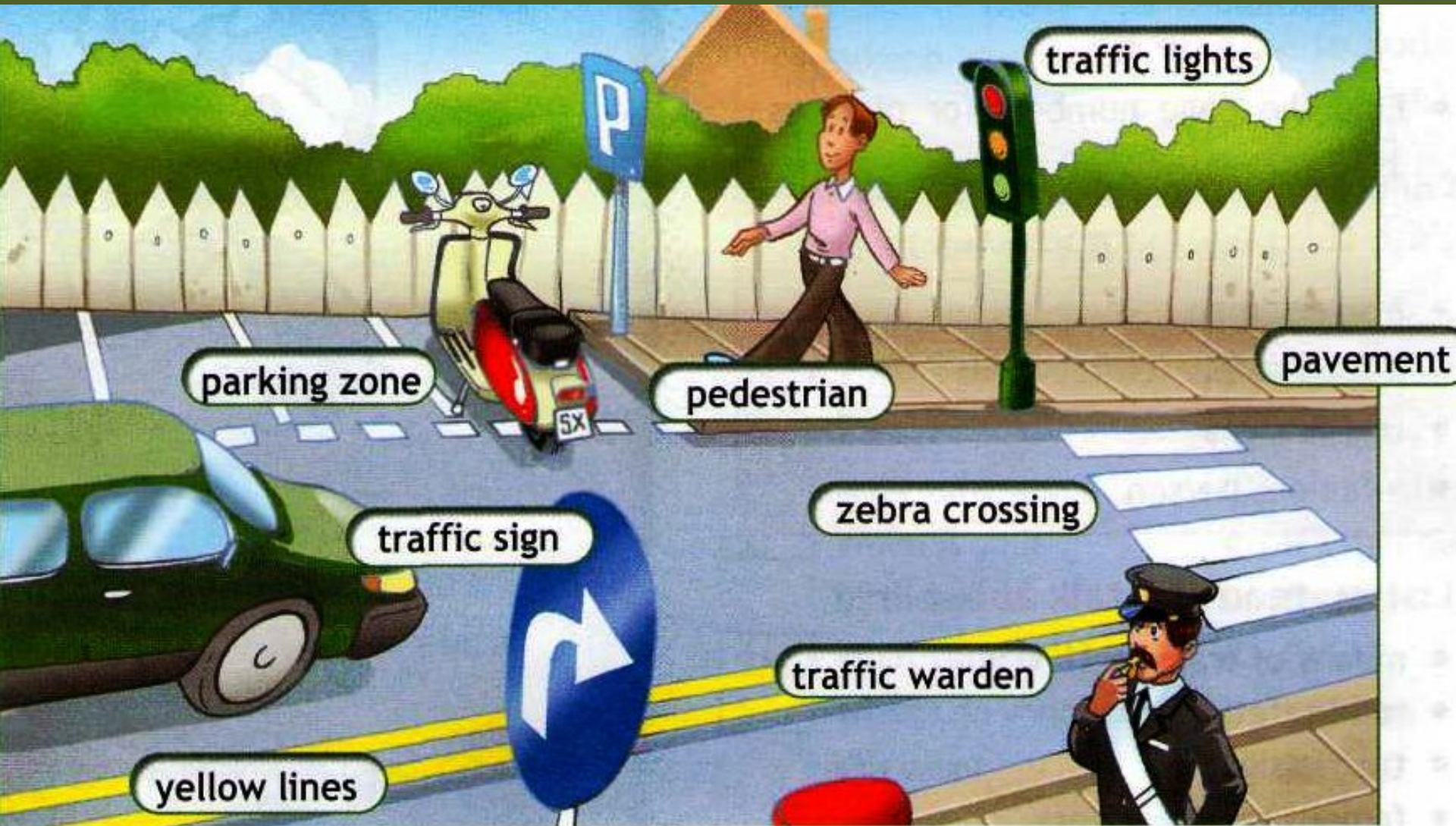
1. Find the words and translate them:

Workingtoyshopbakerbankchesslibraryresta
urantsportsshopgreenpetshopnewspostoffice

2. Guess the words:

- hem'cists-
- gen'stnwesa-
- ocerg'srenegr-

The 8th of November. Class work





Traffic lights



Traffic sign





Traffic sign



Traffic warden



pavement

Parking zone





Pedestrian

Zebra crossing



Traffic warden



Yellow lines



Pedestrian



pavement



traffic

zebra

pave

parking

ment zone crossing lights lines

pede

traffic

sign

yellow

crossing

warden

lines

traffic

strian

Wear a seat belt Пристегивать ремень безопасности

Walk straight across

the road идти прямо через дорогу

Look both ways смотреть в обе

Run onto the road стороны перебежать через дорогу

Talk to the driver разговаривать с

Walk on the pavement водителем гулять по

Lean out of the window тротуару высовываться из окна

It's safe to It's dangerous to

Wear

the driver

Walk straight

the window

Look

the pavement

Run onto

the road

Talk to

both ways

Walk on

across the road

Lean out of

a seat belt

Imperative mood

Образуется используя инфинитив\Don't
в начале предложения.

Read the text!

Don't run!

Повелительное наклонение
необходимо, чтобы дать инструкцию,
команды.

Fill in the correct imperative

Don't talk

Wear


Look

Don't lean

1. your seat belt
2. for the zebra crossing.
3.out of the window.
4. on the phone while driving.


Be safe on the road!

<https://drive.google.com/file/d/1qCSZa7AGxab8snqMjZLUq6D02q99HrwF/view?usp=sharing>



1) :
Look for a zebra crossing or a traffic lights crossing.
Don't **cross** between **parked** cars.
Stop before you walk onto the road.
Stand on the pavement near the **kerb**.
Listen and look both ways for **traffic**.
Make sure it's clear and walk straight across the road.
Don't run.


2) :
Make sure your bike is in good **working condition**.
Check your brakes and tyres regularly.
Wear a bicycle helmet.
Ride with the **flow** of traffic, not against it.
Use bike **lanes**.
Wear **bright** clothes in daytime.
Never carry a second person on your bike.



3) :
Stand well back until the bus has stopped completely.
Don't push others when you enter the bus.
Sit down on your seat quietly and quickly.
If there aren't free seats, use handgrips.
Don't talk to the driver or **annoy** others on the bus.
Don't lean out of the window.
Don't wave from the window.



4) :
Always sit in the back seat if you are under twelve years old.
Wear a seat belt.
Don't block the rear view mirror.
Don't play with the car door handles.
Always use the door on the pavement side to get out of the car.



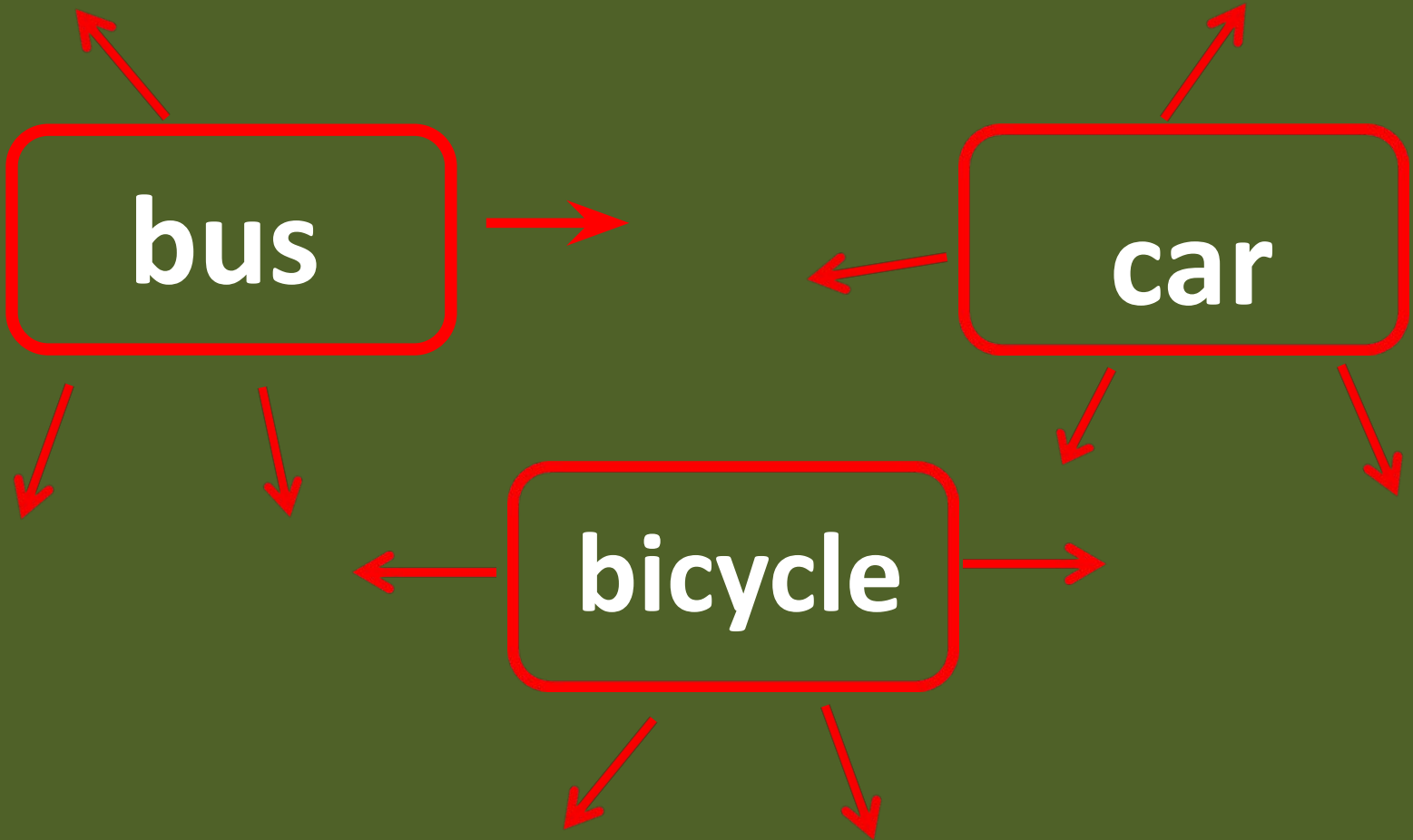
A-when you travel on a bus

B-when you ride your bike

C- when you travel in a car

D- when you cross the street on foot

Complete the spidergrams with the words from the text



See you soon!