

How to describe the picture (in general)

1. Describe the central person (using **who...** and **Present Continuous**):

- **In the picture I can see** a boy **who is standing** in the street and **shouting** at birds.

2. Describe the person starting with his head, then the clothes (using Present Continuous):

- He **has got** blond hair, blue eyes and a big mouth.

- **The** boy **is wearing** a green cap, a blue T-shirt, gray trousers and gray trainers.

3. Describe the picture around the central person:

- **In the background I can notice** a father with two daughters.

- **In the foreground I can't miss** lots of birds.

- **On the left there are** also many birds.

- **On the right there is** a very funny pigeon.

4. Think and speak about the central person again (using the phrases: **to my mind, in my opinion, I think, I suppose, I imagine, as for me**):

- **The boy is shouting** because he is afraid the birds around him.

- **To my mind**, he is very nervous.

- **To my mind**, he is very nervous.

5. Answer the teacher's questions if you have it.

How to describe the picture (in general)

1. Describe the central person (using **who...** and **Present Continuous**):

- **In the picture I can see** a boy **who is standing** in the street and **shouting** at birds.

2. Describe the person starting with his head, then the clothes (using Present Continuous):

- He **has got** blond hair, blue eyes and a big mouth.

- **The** boy **is wearing** a green cap, a blue T-shirt, gray trousers and gray trainers.

3. Describe the picture around the central person:

- **In the background I can notice** a father with two daughters.

- **In the foreground I can't miss** lots of birds.

- **On the left there are** also many birds.

- **On the right there is** a very funny pigeon.

4. Think and speak about the central person again (using the phrases: **to my mind, in my opinion, I think, I suppose, I imagine, as for me**):

- **The boy is shouting** because he is afraid the birds around him.

- **To my mind**, he is very nervous.

5. Answer the teacher's questions if you have it.

From the 1st to 10th:

Косач Елена (10.12)
 Редоренко Даниил (03.12)
 Баброва Диана (06.12)
 Татаринцев Кузнец (09.12)
 Мединцева Софья (10.12)
 Киришьян Тигран (9.12)
 Лукманов Лёша (12.12)
 Субботова Мама (04.12)
 Золотков Андрей (09.12)
 Цвангенко Влад (03.12)
 Яковская Яна (12.12)



ATTRACTIVE
 PEOPLE
 ARE
 BORN IN
 DECEMBER

From the 21st to 31st:

Редоренкова Анна (25.12)
 Ванчен Самсон (22.12)
 Ввемн Коса (28.12)
 Сержик Юрий (26.12)
 Редокашнина Катя (21.12)
 Максимов Ваня (.)
 Дьяконова Лиза (31.10)
 Дедова Вероника (15.12)
 Цмаринков Петр (15.12)

From the 11th to 20th:

Скляр Иван (19.12)
 Обгаренко Ульяна (14.12)
 Соболева Юля (11.12)
 Лебун Даниил (11.12)
 Шахова Юлиана (17.12)
 Шурингин Вера (17.12)
 Сухорукова Софья (12.12)
 Долгова Ирина (14.12)
 Ступкова Влада (19.12)
 Вебер Олег (17.12)
 Долгова Софья (15.12)
 Лукманов Лёша (12.12)
 Вухреда Вероника (12.12)

Were you born
 in December?



From the 1st to 10th:

- Бобоев Ромич (04.01)
- Дездева Свонгалича (06.01)
- Синопармичилова Фрида (10.01)
- Зубанко Юлия (02.01)
- Степанова Алена (04.01)
- Чаус Нобя (10.01)
- Мухомов Тимур (02.01)
- Саркисов Аида (02.01)
- Ролникова Лера (01.02)
- Петручин Никито (07.01)
- Кочкароева Ксюша (09.01)
- Матриди Кирилл (12.01)
- Смелик Валерия (08.01)
- Каракашьян Ронизаль (19.01)

HAPPY BIRTHDAY JANUARY BABIES



From the 21st to 31st:

- Жиряев Игорь (24.01)
- Великов Владислав (21.01)
- Темирязев Шамит (28.01)
- Коротки Даниил (22.01)
- Луцук Александр (24.01)
- Яковлев Сергей (22.02)
- Бондаренко Ярослав (30.01)
- Гайбулина Ксения (12.01)
- Козаков Олег (24.01)


From the 11th to 20th:

- Нухаева Алана (19.01)
- Черепохин Денис (14.01)
- Шарович Сергей (11.01)
- Курбанов Света (13.01)
- Виноградова Полина (14.01)
- Вигель Александр (30.01) / Бр.
- Ковалев Роман (16.01.09)
- Техтина Настя (12.01.10)
- Саркисов Варуткан (18.01)
- Виноградова Полина (11.01)
- Нухаева Алана (19.01)
- Аганян Софья (20.01)


**Were you born
in January?**




2021-2022-Jungle(FCE)



**Яновская
Софья**



**Фетисов
Макс**



**Лисойван
Даша**



**Черепяхин
Денис**



**Шахова
Юлиана**



**Спирина
Полина**



**Масляева
Юля**



**Дейнега
Никита**


We all must be organised:




First, take your Stationery boxes and glue the cribs!




Pencil / Pen Box



Words+Speaking



Grammar+Writing



Laminated group info:

Day	Homework	Class work	Total
18.12.2023			
19.12.2023			
20.12.2023			
21.12.2023			
22.12.2023			
23.12.2023			
24.12.2023			
25.12.2023			
26.12.2023			
27.12.2023			
28.12.2023			
29.12.2023			
30.12.2023			
31.12.2023			
01.01.2024			
02.01.2024			
03.01.2024			
04.01.2024			
05.01.2024			
06.01.2024			
07.01.2024			
08.01.2024			
09.01.2024			
10.01.2024			
11.01.2024			
12.01.2024			
13.01.2024			
14.01.2024			
15.01.2024			
16.01.2024			
17.01.2024			
18.01.2024			
19.01.2024			
20.01.2024			
21.01.2024			
22.01.2024			
23.01.2024			
24.01.2024			
25.01.2024			
26.01.2024			
27.01.2024			
28.01.2024			
29.01.2024			
30.01.2024			
31.01.2024			
01.02.2024			
02.02.2024			
03.02.2024			
04.02.2024			
05.02.2024			
06.02.2024			
07.02.2024			
08.02.2024			
09.02.2024			
10.02.2024			
11.02.2024			
12.02.2024			
13.02.2024			
14.02.2024			
15.02.2024			
16.02.2024			
17.02.2024			
18.02.2024			
19.02.2024			
20.02.2024			
21.02.2024			
22.02.2024			
23.02.2024			
24.02.2024			
25.02.2024			
26.02.2024			
27.02.2024			
28.02.2024			
29.02.2024			
30.02.2024			
01.03.2024			
02.03.2024			
03.03.2024			
04.03.2024			
05.03.2024			
06.03.2024			
07.03.2024			
08.03.2024			
09.03.2024			
10.03.2024			
11.03.2024			
12.03.2024			
13.03.2024			
14.03.2024			
15.03.2024			
16.03.2024			
17.03.2024			
18.03.2024			
19.03.2024			
20.03.2024			
21.03.2024			
22.03.2024			
23.03.2024			
24.03.2024			
25.03.2024			
26.03.2024			
27.03.2024			
28.03.2024			
29.03.2024			
30.03.2024			
31.03.2024			
01.04.2024			
02.04.2024			
03.04.2024			
04.04.2024			
05.04.2024			
06.04.2024			
07.04.2024			
08.04.2024			
09.04.2024			
10.04.2024			
11.04.2024			
12.04.2024			
13.04.2024			
14.04.2024			
15.04.2024			
16.04.2024			
17.04.2024			
18.04.2024			
19.04.2024			
20.04.2024			
21.04.2024			
22.04.2024			
23.04.2024			
24.04.2024			
25.04.2024			
26.04.2024			
27.04.2024			
28.04.2024			
29.04.2024			
30.04.2024			
01.05.2024			
02.05.2024			
03.05.2024			
04.05.2024			
05.05.2024			
06.05.2024			
07.05.2024			
08.05.2024			
09.05.2024			
10.05.2024			
11.05.2024			
12.05.2024			
13.05.2024			
14.05.2024			
15.05.2024			
16.05.2024			
17.05.2024			
18.05.2024			
19.05.2024			
20.05.2024			
21.05.2024			
22.05.2024			
23.05.2024			
24.05.2024			
25.05.2024			
26.05.2024			
27.05.2024			
28.05.2024			
29.05.2024			
30.05.2024			
31.05.2024			
01.06.2024			
02.06.2024			
03.06.2024			
04.06.2024			
05.06.2024			
06.06.2024			
07.06.2024			
08.06.2024			
09.06.2024			
10.06.2024			
11.06.2024			
12.06.2024			
13.06.2024			
14.06.2024			
15.06.2024			
16.06.2024			
17.06.2024			
18.06.2024			
19.06.2024			
20.06.2024			
21.06.2024			
22.06.2024			
23.06.2024			
24.06.2024			
25.06.2024			
26.06.2024			
27.06.2024			
28.06.2024			
29.06.2024			
30.06.2024			
01.07.2024			
02.07.2024			
03.07.2024			
04.07.2024			
05.07.2024			
06.07.2024			
07.07.2024			
08.07.2024			
09.07.2024			
10.07.2024			
11.07.2024			
12.07.2024			
13.07.2024			
14.07.2024			
15.07.2024			
16.07.2024			
17.07.2024			
18.07.2024			
19.07.2024			
20.07.2024			
21.07.2024			
22.07.2024			
23.07.2024			
24.07.2024			
25.07.2024			
26.07.2024			
27.07.2024			
28.07.2024			
29.07.2024			
30.07.2024			
31.07.2024			
01.08.2024			
02.08.2024			
03.08.2024			
04.08.2024			
05.08.2024			
06.08.2024			
07.08.2024			
08.08.2024			
09.08.2024			
10.08.2024			
11.08.2024			
12.08.2024			
13.08.2024			
14.08.2024			
15.08.2024			
16.08.2024			
17.08.2024			
18.08.2024			
19.08.2024			
20.08.2024			
21.08.2024			
22.08.2024			
23.08.2024			
24.08.2024			
25.08.2024			
26.08.2024			
27.08.2024			
28.08.2024			
29.08.2024			
30.08.2024			
31.08.2024			
01.09.2024			
02.09.2024			
03.09.2024			
04.09.2024			
05.09.2024			
06.09.2024			
07.09.2024			
08.09.2024			
09.09.2024			
10.09.2024			
11.09.2024			
12.09.2024			
13.09.2024			
14.09.2024			
15.09.2024			
16.09.2024			
17.09.2024			
18.09.2024			
19.09.2024			
20.09.2024			
21.09.2024			
22.09.2024			
23.09.2024			
24.09.2024			
25.09.2024			
26.09.2024			
27.09.2024			
28.09.2024			
29.09.2024			
30.09.2024			
01.10.2024			
02.10.2024			
03.10.2024			
04.10.2024			
05.10.2024			
06.10.2024			
07.10.2024			
08.10.2024			
09.10.2024			
10.10.2024			
11.10.2024			
12.10.2024			
13.10.2024			
14.10.2024			
15.10.2024			
16.10.2024			
17.10.2024			
18.10.2024			
19.10.2024			
20.10.2024			
21.10.2024			
22.10.2024			
23.10.2024			
24.10.2024			
25.10.2024			
26.10.2024			
27.10.2024			
28.10.2024			
29.10.2024			
30.10.2024			
31.10.2024			
01.11.2024			
02.11.2024			
03.11.2024			
04.11.2024			
05.11.2024			
06.11.2024			
07.11.2024			
08.11.2024			
09.11.2024			
10.11.2024			
11.11.2024			
12.11.2024			
13.11.2024			
14.11.2024			
15.11.2024			
16.11.2024			
17.11.2024			
18.11.2024			
19.11.2024			
20.11.2024			
21.11.2024			
22.11.2024			
23.11.2024			
24.11.2024			
25.11.2024			
26.11.2024			
27.11.2024			
28.11.2024			
29.11.2024			
30.11.2024			
01.12.2024			
02.12.2024			
03.12.2024			
04.12.2024			
05.12.2024			
06.12.2024			
07.12.2024			
08.12.2024			
09.12.2024			
10.12.2024			
11.12.2024			
12.12.2024			
13.12.2024			
14.12.2024			
15.12.2024			
16.12.2024			
17.12.2024			
18.12.2024			
19.12.2024			
20.12.2024			
21.12.2024			
22.12.2024			
23.12.2024			
24.12.2024			
25.12.2024			
26.12.2024			
27.12.2024			
28.12.2024			
29.12.2024			
30.12.2024			

We Wish you



Take the card and say why you wish this.




Pets



Friends



Travel





Happy family



Success



Great gym



Fine weather

Your Hometask:

HOME TASK:



**Home task: Выдаётся на уроке в понедельник/вторник/среду
10.01.2022/11.01.2022/12.01.2022.**

**Сделать на среду/четверг/пятницу 12.01.2022/ 13.01.2022/
14.01.2022.**

- 1. Write out all grammar examples into your A4 copybook!**
- 2. Do grammar exercises**
- 3. Read the story 5 times to write a dictation!**

113.3 Make one sentence from two. Use the word(s) in brackets in your sentences.

1 I couldn't sleep. I was very tired. (despite) Animated!

I couldn't sleep despite being very tired.

2 They have very little money. They are happy. (in spite of)

In spite of ~~of having very little money~~ of the fact that they have very little money

3 My foot was injured. I managed to walk home. (although)

~~Although my foot was injured~~ I managed to walk home

4 I enjoyed the film. The story was silly. (in spite of)

[Redacted]

5 We live in the same street. We hardly ever see each other. (despite)

[Redacted]

6 ~~street~~ I got very wet in the rain. I was only out for five minutes. (even though)

[Redacted]

113.4 Use the words in brackets to make a sentence with **though** at the end.


1 The house isn't very nice. (like / garden) I like the garden though.

2 It's warm today. (very windy) [Redacted]

3 We didn't like the food. (ate) [Redacted]

4 Liz is very nice. (don't like / husband) I [Redacted]

Let's laugh!



Let's laugh!



PET text about dolphins:

0. Between two houses

00. Among the trees

000. Over 100 dolphins

0000. Towards the house

1. Particular (kind of dolphins)

2. Obvious decision

3. Proper food

4. Space in the room

5. Environment on the Earth

6. Amount of money

7. Pile of towels

8. Load of rubbish

9. Demand the refund.

10. Due to our classes

11. Unlike sharks

12. Sea bed

13. Live from as long as 1900.

Dictation!

0 Между двумя домами

00. среди деревьев

000. более 100 дельфинов

0000. В сторону дома

1. Особенности (вид дельфинов)

2. очевидное решение

3. правильное питание

4. Пространство в комнате

5. Окружающая среда на Земле

6. количество денег

7. куча полотенец

8. Загрузка мусора

9. требовать возврата денег.

10. Благодаря нашим занятиям

11. в отличие от акул

12. морское ложе

13. Живите с 1900 года. (Измененно)

You deserve the chosen film.

“The Groundhog day”

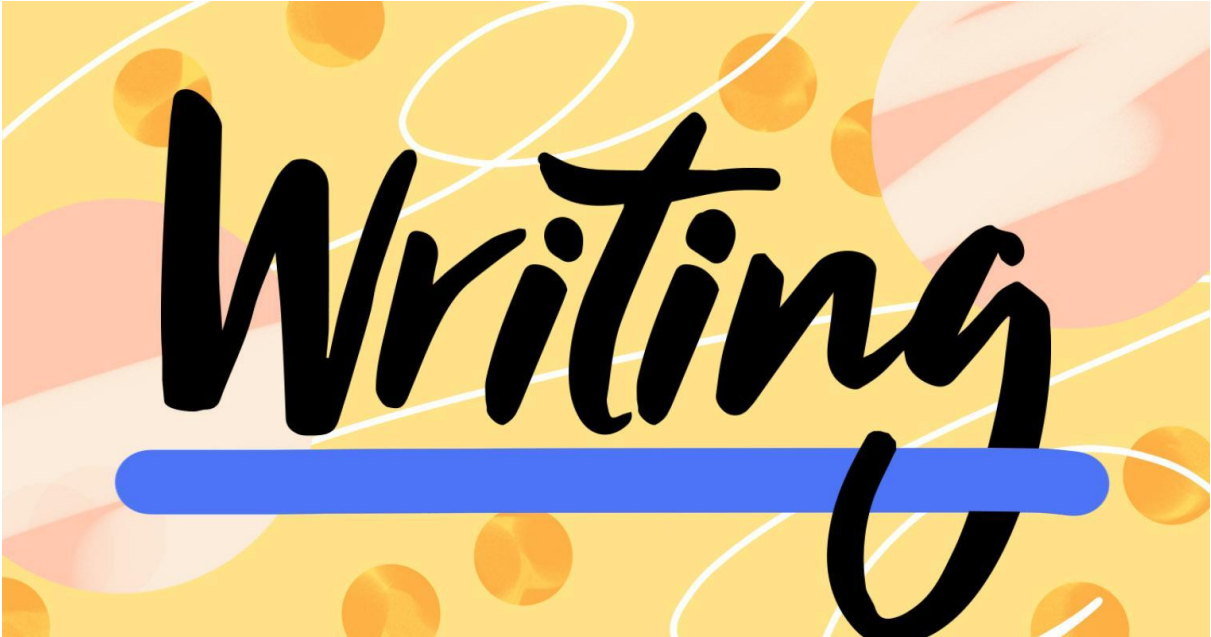


“The Huntsman”



“The Frozen”





Article cliché

Title

1. **Introduction:** can have rhetorical questions to involve the readers.

Have you ever...? What do you think about...? Are you one of those people who...? What would life be if...? Will the future bring us...?

2. **First question.**

Focus on the given questions. Give the examples!

3. **Second question.**

Modals: It must be great to...

Conditionals: If I were..., I would go.../ I wish I had...

Passive: It is said to be... I was impressed by...

Participle 1: Most people do nothing thinking about good luck...

Present Perfect (Cont): I have been thinking about ...for all my life but still...

Interesting vocabulary(adjectives)(amazing, incredible, dreadful, nasty...).

Linking words: First,...Then,...Additionally,...Also,...So,...For example,.. Moreover,...

Secondly,...By the way,...For instance,...However,.. In addition,...

4. **Conclusion:** In final sentences address to the reader. Try to be funny or surprising!

To sum up,...To conclude,...In conclusion,...All in all,...On the whole,...

You won't believe...You would never forget...You will not regret it!

Task information

- The article task in Part 2 tests your ability to write an interesting text for a magazine or newsletter.
- You may need to write descriptions, give examples, make comments or give your opinions.
- You are writing for readers who are already interested in the topic.
- You should write **140–190** words.

Useful language: strong expressions

- 1 You can make your writing more interesting by using stronger expressions.

Replace the words in *italics* with the adjectives in the box.

awful	enormous	essential	exhausted	fantastic
fascinated	filthy	freezing	furious	terrified

- 1 By midnight, we were completely *tired*.
- 2 When I found out about it, I was *angry* with her.
- 3 The water was *cold*, so Holly swam quickly.
- 4 We all had a really *good* day at the theme park.
- 5 Matt was *afraid*, but he tried not to show it.
- 6 There are two *big* mountains on the island.
- 7 After playing rugby, Joe's shirt was *dirty*.
- 8 That nightclub is *bad* – the worst in town.
- 9 When you go diving, it is *important* to stay safe.
- 10 Visitors are *interested* by the ancient drawings.

Write out the unknown words, make up sentences.

1. Essential – важный, необходимый
2. Filthy – запачканный, мерзкий

Match the adjectives and the nouns

Ancient, angry, bad, beautiful, blind, big, brave, clever, cold, cool, cosy, dark, difficult, dirty, easy, fair, fat, favourite, fine, free, funny, happy, high, horrible, homeless, hot, important, independent, interesting, kind, large, late, light, little, long, magic, modern, nice, old, pretty, private, rich, poor, royal, sad, short, strong, strict, strange, stupid, tasty, thick, thin, yummy, wild, wonderful.

building

animal

life

voice

family

man

music

food

joke

news

visit

country

teacher

flat

flower

girl

story

film

forest

soldier

house

weather

START

my best holiday

my father

my sister

my bike

food I like

my favourite film



a habit of mine

a song I hate

my hobby

my favourite place

my pet

television

weather

my favourite teacher

something I am excellent at

my favourite thing

morning routines

my favourite dish

my favourite country

my house

my favourite book

my mother

my grannies

my favourite athlete

my school bag

my favourite snack

disease



my favourite shoes

my favourite chore

my bedroom

my best friend

my worst excuse

favourite pastime

END

Study the exam question and write your answer in 140–190 words in an appropriate style.


You see this announcement in an English-language magazine.

22nd Century Fashion

What will clothes look like in 100 years' time?

Readers are invited to write articles saying what they think people will be wearing a century from now, and why.

The writer of the best article will receive a cash prize.



Tip! Prepare yourself for this task by reading articles in English in magazines or on the Internet.

'Fashion" Vocabulary

Let's make up a plan and brainstorm the essential vocabulary!

Title

1. Introduction.

Have you ever thought about clothes of the future?

2. New opportunities of the fashion industry.

3. What clothes will people be wearing? Why?(practical or flashy and provoking)

4. Conclusion.

Nobody can predict future, I hope we will be amazed and enjoy it anyway.

<i>Adjectives</i>	<i>Word combinations</i>
<i>Fashionable/ trendy/stylish</i>	<i>be in fashion/to be out of fashion</i>
<i>old-fashioned/ unfashionable/ outdated/ outmoded/ conservative</i>	<i>come in/out of fashion</i>
<i>Up-to-date/ cutting-edge/ current</i>	<i>to follow fashion</i>
<i>Glamorous/ chic</i>	<i>dress/ dress up</i>
<i>Casual</i>	<i>to fit</i>
<i>Smart/ elegant/ sophisticated</i>	<i>get dressed/get undressed</i>
<i>Flashy</i>	<i>put on</i>
<i>Dark shade/ light shade</i>	<i>take off</i>
<i>Multi-coloured/ patterned/ striped/ polka-dotted/ spotted</i>	<i>try on</i>
<i>Plain</i>	<i>zip up</i>
<i>Washable</i>	<i>go together with</i>
<i>Waterproof</i>	<i>match</i>
<i>Well-cut</i>	<i>to suit</i>
<i>Well-dressed/ badly-dressed</i>	<i>wear out</i>
<i>Scruffy</i>	<i>to bring into fashion</i>
<i>V-neck</i>	
<i>Long-sleeved/ short-sleeved</i>	
<i>Figure-hugging</i>	
<i>Baggy/ loose</i>	
<i>Tight</i>	

awful	enormous
fascinated	filthy

essential	exhausted	fantastic
freezing	furious	terrified



Learning Vocabulary

What Has Been Happening Here?

Someone has just made a mess in Detective Ben's house! Help him find ten clues and solve the mystery. Use present perfect progressive to describe what has been happening. Then guess your suspect.



Exam practice (article)

Let's read the sample!

Sample (written by a very strong First candidate)

Fashion of the Future

Have you ever thought about what clothes will look like in 100 years from now? Probably not. To most of us, fashion isn't such a big deal. You walk into a department store or boutique and you buy whatever the fashion industry offers this season. Anything between elegant and casual will be all right, according to your personal style and taste. That's how it has been for ages.

But recently the industry has developed new materials, which enable them to create new clothes, e.g. coats that protect you from the rain but won't make you sweat. In 100 years people will wear highly practical clothes that include communication tools which enable them to see and talk to one another. Maybe someday in the future there will be overalls that 'beam' you from one place to another in a matter of seconds.

As time progresses scientists will create technologies that will open up amazing new opportunities for mankind. Today no-one can know exactly what 'the shirt of the future' will be like. Just like 100 years ago nobody had any idea what clothes would be like today.



**Now you are ready
to write!
Start with the plan.
You have 15 minutes.
Finish your article at home.**



'Fashion' Vocabulary

Task

22nd Century Fashion

What will clothes look like in 100 years' time?

Readers are invited to write articles saying what they think people will be wearing a century from now, and why.

The writer of the best article will receive a cash prize.

Title

1. Introduction.

Have you ever thought about clothes of the future?

2. New opportunities of the fashion industry.

3. What clothes will people be wearing? Why?(practical or flashy and provoking)

4. Conclusion.

Nobody can predict future, I hope we will be amazed and enjoy it anyway.

<i>Adjectives</i>	<i>Word combinations</i>
<i>Fashionable/ trendy/stylish</i>	<i>be in fashion/to be out of fashion</i>
<i>old-fashioned/ unfashionable/ outdated/ outmoded/ conservative</i>	<i>come in/out of fashion</i>
<i>Up-to-date/ cutting- edge/ current</i>	<i>to follow fashion</i>
<i>Glamorous/ chic</i>	<i>dress/ dress up</i>
<i>Casual</i>	<i>to fit</i>
<i>Smart/ elegant/ sophisticated</i>	<i>get dressed/get undressed</i>
<i>Flashy</i>	<i>put on</i>
<i>Dark shade/ light shade</i>	<i>take off</i>
<i>Multi-coloured/ patterned/ striped/ polka-dotted/ spotted</i>	<i>try on</i>
<i>Plain</i>	<i>zip up</i>
<i>Washable</i>	<i>go together with</i>
<i>Waterproof</i>	<i>match</i>
<i>Well-cut</i>	<i>to suit</i>
<i>Well-dressed/ badly-dressed</i>	<i>wear out</i>
<i>Scruffy</i>	<i>to bring into fashion</i>
<i>V-neck</i>	
<i>Long-sleeved/ short-sleeved</i>	
<i>Figure-hugging</i>	
<i>Baggy/ loose</i>	
<i>Tight</i>	

awful	enormous
fascinated	filthy

essential	exhausted	fantastic
freezing	furious	terrified



Learning Vocabulary


Find 7 differences



Listening



Focus Numbers and letters

1  **37** How do you say these numbers and letters? Listen and repeat.

1 23 April

6 2nd

2 1,260

7 30th July

3 13 km

8 F-E-B-R-U-A-R-Y


4 J-A-Y-B-U-R-Y

9 www.redflight.com

5 1967



37 - Test 2 Listening P 3 Ex 1.mp3

2  **38** Listen and write what you hear.

1 a date:

5 a length of time:

2 a year:

6 a time:

3 a distance:

7 a name:


4 a website:

8 a telephone number:



38 - Test 2 Listening P 3 Ex 2.mp3

- 2 Students listen and write down the words and numbers they hear. You may need to play each item a couple of times.





39 - Test 2 Exam Practice List P3.mp3

39 Questions 14 – 19

You will hear a boy called Josh talking to his class about a trip he recently went on.

For each question, fill in the missing information in the numbered spaces.

JOSH'S WEATHER CENTRE TRIP

Josh went to the Weather Centre with his (14)

Josh says the Centre first reported strong winds in (15) **15** Listen and write down a year.

The Centre later put forecasts in (16) for everyone to see.

16 Where can people read information every day?

Lots of weather information now comes from (17) according to Josh.

18 What kind of bad weather will people need to know about?

Josh thinks people need to know how much (18) there'll be.

Josh says that his local (19) always needs to know about the weather.



Team building games



Focus Paraphrasing

2 Look at the words and expressions below. You might see them in texts about days out. Match 1–10 with the meanings a–j.

- | | |
|-------------------------------------|---|
| 1 open at the weekends | a great for young people aged 13–19 |
| 2 by the sea | b watch a movie, see a film |
| 3 vehicles | c a restaurant, a café |
| 4 public transport | d busy, too many people |
| 5 suitable for teenagers | e a reasonable price, a discount, reduced |
| 6 cheap, cheaper, not too expensive | f quiet, peaceful, not very busy |
| 7 somewhere to have a meal | g on the coast, near the beach |
| 8 crowded | h cars, vans, lorries |
| 9 away from the crowds | i 9–6 p.m. daily, including Saturday and Sunday |
| 10 go to the cinema | j train, bus |

Tip!

To find the answers in Part 2 you might need to paraphrase (read and understand the same thing written in a different way), using different words or phrases.

How to describe the picture (in general)

1. Describe the central person (using **who...** and **Present Continuous**):

- **In the picture I can see a boy who is standing in the street and shouting at birds.**

2. Describe the person starting with his head, then the clothes (using Present Continuous):

- He **has got** blond hair, blue eyes and a big mouth.

- **The boy is wearing** a green cap, a blue T-shirt, gray trousers and gray trainers.

3. Describe the picture around the central person:

- **In the background I can notice** a father with two daughters.

- **In the foreground I can't miss** lots of birds.

- **On the left there are** also many birds.

- **On the right there is** a very funny pigeon.

4. Think and speak about the central person again (using the phrases: **to my mind, in my opinion, I think, I suppose, I imagine, as for me**):

- The boy is shouting because he is afraid the birds around him.

- **To my mind,** he is very nervous.

5. Answer the teacher's questions if you have it.



Task

Now I'd like both of you to talk on your own about something. I'm going to give both of you a photograph of **children doing something**.

Candidate A, here is your photograph. Please show it to Candidate B, but I'd like **you** to talk about it. (Approximately 1 minute)

Candidate B, you just listen. I'll give you your photograph in a moment.

Thank you.



ESL Game _ Can you guess the photo I describe_.mp4

Guess the photo which is described to get a candy!

How to describe the picture (in general)

1. Describe the central person (using **who...** and **Present Continuous**):

- In the picture I can see a boy **who is standing** in the street and **shouting** at birds.

2. Describe the person starting with his head, then the clothes (using Present Continuous):

- He **has got** blond hair, blue eyes and a big mouth.

- **The boy is wearing** a green cap, a blue T-shirt, gray trousers and gray trainers.

3. Describe the picture around the central person:

- **In the background I can notice** a father with two daughters.

- **In the foreground I can't miss** lots of birds.

- **On the left there are** also many birds.

- **On the right there is** a very funny pigeon.

4. Think and speak about the central person again (using the phrases: **to my mind**, **in my opinion**,

I think, **I suppose**, **I imagine**, **as for me**):

- The boy is shouting because he is afraid the birds around him.

- **To my mind**, he is very nervous.

5. Answer the teacher's questions if you have it.



Practise with the teacher!

How to describe the picture (in general)

1. Describe the central person (using **who...** and **Present Continuous**):

- **In the picture I can see a boy who is standing** in the street and **shouting** at birds.

2. Describe the person starting with his head, then the clothes (using Present Continuous):

- He **has got** blond hair, blue eyes and a big mouth.

- **The boy is wearing** a green cap, a blue T-shirt, gray trousers and gray trainers.

3. Describe the picture around the central person:

- **In the background I can notice** a father with two daughters.

- **In the foreground I can't miss** lots of birds.

- **On the left there are** also many birds.

- **On the right there is** a very funny pigeon.

4. Think and speak about the central person again (using the phrases: **to my mind, in my opinion, I think, I suppose, I imagine, as for me**):

- The boy is shouting because he is afraid the birds around him.

- **To my mind**, he is very nervous.

- **To my mind**, he is very nervous.

5. Answer the teacher's questions if you have it.

It's your turn to describe!



How to describe the picture (in general)

1. Describe the central person (using **who...** and **Present Continuous**):

- In the picture I can see a boy **who is standing** in the street and **shouting** at birds.

2. Describe the person starting with his head, then the clothes (using Present Continuous):

- He **has got** blond hair, blue eyes and a big mouth.

- **The boy is wearing** a green cap, a blue T-shirt, gray trousers and gray trainers.

3. Describe the picture around the central person:

- **In the background I can notice** a father with two daughters.

- **In the foreground I can't miss** lots of birds.

- **On the left there are** also many birds.


- **On the right there is** a very funny pigeon.

4. Think and speak about the central person again (using the phrases: **to my mind, in my opinion, I think, I suppose, I imagine, as for me**):

- The boy is shouting because he is afraid the birds around him.

- **To my mind**, he is very nervous.

5. Answer the teacher's questions if you have it.

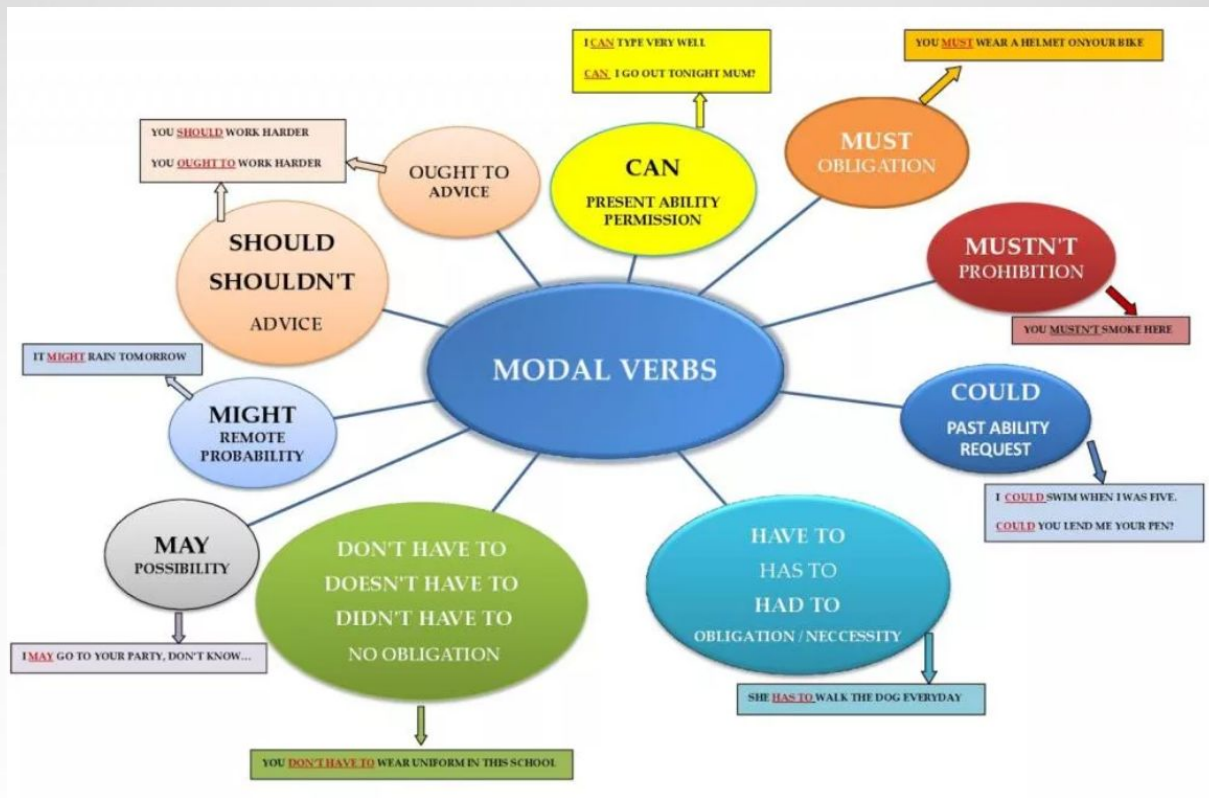


It's your turn to describe!

Can you repeat this pen trick?



Can you repeat this Pen tricks #shorts.mp4



G R A M M A R

Let's see
what you remember.

English Tenses: 🟡

	Факт Simple	Процесс Continuous	Результат Perfect мам
БЫЛО Past	Past Simple	Past Continuous	Past Perfect
ЕСТЬ Present	Present Simple	Present Continuous	Present Perfect
БУДЕТ Future	Future Simple	Future Continuous	Future Perfect

Revise the structures!

English Tenses:

Факт
Simple

Процесс
Continuous

Результат
Perfect

БЫЛО
Past

Past Simple
V2-ed

Past Continuous
was(were)+Ving

Past Perfect
Had+V3-ed

ЕСТЬ
Present

Present Simple
V(Ves)

Present Continuous
(am,is,are)+Ving

Present Perfect
Have(has)+V3-ed

БУДЕТ
Future

Future Simple
Will V

Future Continuous
will be Ving

Future Perfect
will have V3-ed

Make up the examples:
Watch TV

English Tenses:

Факт
Simple

Процесс
Continuous

Результат
Perfect мам

БЫЛО
Past

Past Simple

V2-ed

Yesterday

Past Continuous

was(were)+Ving

While I was...

Past Perfect

Had+V3-ed

since/for

ЕСТЬ
Present

Present Simple

V(Ves)

Usually

Present

Continuous

(am,is,are)+Ving

at the moment

Present Perfect

Have(has)+V3-ed

already/just

БУДЕТ
Future

Future Simple

Will V

Tomorrow

Future

Continuous

will be Ving

tomorrow at 11

Future Perfect

will have V3-ed

tomorrow by 11

Make up the examples:

English Tenses:

Факт
Simple

Процесс
Continuous

Результат
Perfect

БЫЛО
Past



ЕСТЬ
Present



БУДЕТ
Future



Tense Forms

Individual test:

- 2 A: I **1)** (**think**) of going to that new Chinese restaurant in the city centre to celebrate my birthday. **2)** (**you/be**) there yet?
 B: No, I **3)** (**not/be**) there yet, but people **4)** (**say**) that the food is fantastic.
 A: Would you like to go there next weekend?
 B: Yes, that's a great idea. I **5)** (**write**) it in my diary now.
- 3 John **1)** (**leave**) the house in a rush this morning. As he **2)** (**drive**) to work he suddenly **3)** (**remember**) that he **4)** (**be/asked**) to speak at a conference. He **5)** (**look**) at his watch and **6)** (**see**) that it was nearly time for the conference to begin.

Tense Forms


Individual test-answers:

- 2 A: I 1) **am thinking** (**think**) of going to that new Chinese restaurant in the city centre to celebrate my birthday. 2) **Have you been** (**you/be**) there yet?
B: No, I 3) **haven't been** (**not/be**) there yet, but people 4) **say** (**say**) that the food is fantastic.
A: Would you like to go there next weekend?
B: Yes, that's a great idea. I 5) **will write** (**write**) it in my diary now.
- 3 John 1) **left** (**leave**) the house in a rush this morning. As he 2) **was driving** (**drive**) to work he suddenly 3) **remembered** (**remember**) that he 4) **had been asked** (**be/asked**) to speak at a conference. He 5) **looked** (**look**) at his watch and 6) **saw** (**see**) that it was nearly time for the conference to begin.



Movers –The world around us

1. field
2. forest
3. grass
4. ground
5. island
6. jungle
7. lake
8. leaf/leaves
9. moon
10. mountain
11. plant
12. river
13. road
14. rock
15. star
16. waterfall
17. world



Movers –The world around us

1. поле
2. лес
3. трава
4. земля
5. остров
6. джунгли
7. озеро
8. лист/листья
9. луна
10. гора
11. растение
12. река
13. дорога
14. камень
15. звезда
16. водопад
17. мир



What is missing?



Your Hometask:

HOME TASK:



**Home task: Выдаётся на уроке в среду/ четверг/ пятницу:
12.01.2022/ 13.01.2022/ 14.01.2022.**

**Сделать на понедельник/вторник/среду:
17.01.2022/18.01.2022/19.01.2022.**

- 1.Dictation: describing pictures (Prep. – make up the sentences).**
- 2.PET reading task.**
- 3. Write the article (For checking on the board).**

How to describe a picture

1. In the picture I can see.....who is.....
2. He\she is wearing...
3. In the background I can notice...
4. In the foreground I can notice...
5. On the left there are...
6. On the right there is...
7. To my mind,...

How to describe a picture

9. ^A1. In the picture I can see.....who is.....
10. 2. He\she is wearing...
3. In the background I can notice...
4. In the foreground I can notice...
5. On the left there are...
6. On the right there is...
7. To my mind,...
8. I imagine,...
9. As for me,...
10. I suppose,...

Dictation. Make up the sentences!!!

1. На картинке я вижу.....который.....
2. Он/она одет в...
3. На заднем плане я могу заметить...
4. На переднем плане я могу заметить...
5. Слева находятся...
6. Справа есть...
7. На мой взгляд,...
8. Я представляю...

Dictation. Make up the sentences!!!

1. На картинке я вижу.....который.....
2. Он/она одет в...
3. На заднем плане я могу заметить...
4. На переднем плане я могу заметить...
5. Слева находятся...
6. Справа есть...
7. На мой взгляд,...
8. Я представляю...
9. Что касается меня...
10. Я полагаю...

Study the exam question and write your answer in 140–190 words in an appropriate style.


You see this announcement in an English-language magazine.

22nd Century Fashion

What will clothes look like in 100 years' time?

Readers are invited to write articles saying what they think people will be wearing a century from now, and why.

The writer of the best article will receive a cash prize.



Tip! Prepare yourself for this task by reading articles in English in magazines or on the Internet.

'Fashion' Vocabulary

<i>Adjectives</i>	<i>Word combinations</i>						
<i>Fashionable/ trendy/stylish</i> <i>old-fashioned/ unfashionable/ outdated/ outmoded/ conservative</i> <i>Up-to-date/ cutting- edge/ current</i> <i>Glamorous/ chic</i> <i>Casual</i> <i>Smart/ elegant/ sophisticated</i> <i>Flashy</i> <i>Dark shade/ light shade</i> <i>Multi-coloured/ patterned/ striped/ polka-dotted/ spotted</i> <i>Plain</i> <i>Washable</i> <i>Waterproof</i> <i>Well-cut</i> <i>Well-dressed/ badly-dressed</i> <i>Scruffy</i> <i>V-neck</i> <i>Long-sleeved/ short-sleeved</i> <i>Figure-hugging</i> <i>Baggy/ loose</i> <i>Tight</i>	<i>be in fashion/to be out of fashion</i> <i>come in/out of fashion</i> <i>to follow fashion</i> <i>dress/ dress up</i> <i>to fit</i> <i>get dressed/get undressed</i> <i>put on</i> <i>take off</i> <i>try on</i> <i>zip up</i> <i>go together with</i> <i>match</i> <i>to suit</i> <i>wear out</i> <i>to bring into fashion</i>						
	<table border="1"> <tr> <td>awful</td> <td>enormous</td> </tr> <tr> <td>fascinated</td> <td>filthy</td> </tr> </table>	awful	enormous	fascinated	filthy		
awful	enormous						
fascinated	filthy						
	<table border="1"> <tr> <td>essential</td> <td>exhausted</td> <td>fantastic</td> </tr> <tr> <td>freezing</td> <td>furious</td> <td>terrified</td> </tr> </table>	essential	exhausted	fantastic	freezing	furious	terrified
essential	exhausted	fantastic					
freezing	furious	terrified					



Learning Vocabulary

Focusing on instructions

- 1 Look at this exam task. What two things does the writer have to do?

You have seen this announcement on an English-language website.

My favourite sport

Tell us why you enjoy your favourite sport so much, and what people should do if they want to take it up.

We will publish the most interesting articles in the next few days.

Write your **article** in 140–190 words in an appropriate style.

Just in case!

- 2 Study these two articles written by First candidates (language errors have been corrected). For each question 1-12, write Yes or No under A, B or both A and B. Where possible, give a reason or example.

Animated!

Which article, A or B, got a better mark, do you think?

Article A

MY CHOICE OF SPORT

In this article I would like to explain why I decided, one day, to take up a certain sport. First of all, doing some sport is good for your health. This is obvious, but which kind of sport suits you? If you want to combine exercise with enjoyment, I can recommend volleyball.

One advantage is that you can play in a team, which can be really fantastic!

Also, volleyball is never boring, compared to endless hours in the gym.

For me, this game is an art where you have to use your skill and brain as well!

The main advice to anyone who would like to try this sport is to protect your joints! You can get high-quality equipment for this sport everywhere.

Secondly, you have to be cooperative with your teammates.

Last but not least, enjoy yourself!

- 1 has an interesting title and introduction?
*No. Title too similar to
task, dull introduction.*
- 2 deals with both parts of the task?
- 3 is well organised into paragraphs?
- 4 is written in an informal style?
- 5 makes good use of linking words?
- 6 uses a good range of vocabulary?
- 7 uses a good range of structures?
- 8 gives relevant examples?
- 9 includes the writer's opinions?
- 10 describes personal experiences?
- 11 asks the reader a question?
- 12 has an interesting ending?

Article B

Animated!

DIVING DEEP

Are you too scared to try something new, something unusual which involves more risk than everyday sports? If not, go diving – you'll love it.

I am 21 and I've been scuba-diving for three years. It's not just a hobby for me; it's much more than that.

At first everybody is terrified of sinking into a deep, dark sea, because anything can happen, at any time. But you can't keep thinking about this, otherwise you'll miss a different, magical world down there.

Everybody says you can see all that on TV, but it's not the same. You have to see everything with your own eyes. It's wonderful when you discover something you have never seen before, such as a shark swimming. It is unbelievable.

I suggest everyone try scuba-diving at least once. It needs practice, maybe for three weeks, to be good at it, but a good instructor can help. You also have to buy your equipment. Ask somebody to help you if you don't know exactly what you need.

It's well worth it. I just know that everyone who decides to go scuba-diving will have a fantastic time!

- 1 has an interesting title and introduction?
+ Yes. They catch readers' attention.
- 2 deals with both parts of the task?
- 3 is well organised into paragraphs?
- 4 is written in an informal style?
- 5 makes good use of linking words?
- 6 uses a good range of vocabulary?
- 7 uses a good range of structures?
- 8 gives relevant examples?
- 9 includes the writer's opinions?
- 10 describes personal experiences?
- 11 asks the reader a question?
- 12 has an interesting ending?