

# Check Homework



# Грамматический тренажер стр. 9 упр. 7

стр 20 упр. 3, стр. 22 упр. 7. (в этом упражнении надо добавить –s- ко всем словам и получится множественное число, плюс написать число. К слову sandwich + es = sandwiches - бутерброды)

Английское  
предложение любит  
порядок!

**7 Составь правильное предложение и  
запиши его.**

1. is / He / Larry.

He is Larry.

2. a radio / is / It.

It is a radio.

3. am / I / a pupil.

I am a pupil.

4. are / They / girls.

—  They are girls.  —

5. is / my Mummy / She.

—  She is my Mummy.  —

# Грамматический тренажер стр. 20 упр. 3

$1 + 4 = \underline{\text{five}}$

$2 + 1 = \text{three}$

$6 - 4 = \text{two}$

$10 - 1 = \text{nine}$

$8 - 2 = \text{six}$

$7 - 6 = \text{one}$

$9 - 5 = \text{four}$

$3 + 4 = \text{seven}$

$1 + 7 = \text{eight}$

$5 - 2 = \text{three}$

$4 + 6 = \text{ten}$

# How many fingers on one hand?

Let's count together.



# How many toes on your foot?

Let's count together.





<https://www.youtube.com/watch?v=xNw1SSz18Gg>



# Грамматический тренажер стр. 22 упр. 7

**7** Напиши множественное число к каждому слову.

One ball — (2) two balls

One apple — (3) Three apples

One sister — (4) Four sisters

One chocolate cake — (5) Five cakes

One burger — (6) Six burgers

One chip — (7) Seven chips


One brother — (8) Eight brothers

One banana — (9) Nine bananas

One sandwich — (10) Ten sandwiches

# Lesson twelve

12 - twelve



# Write

twelve 10.12

Lesson 12 ( ) Date \_\_\_\_\_ Name \_\_\_\_\_

Classwork

# Be polite! Say...



# Hello, boys and girls!



Hello, teacher !






Be polite! Ask ...

How are you today?

# Be polite! Answer ...

I'm great, thank you.





# 1. Write

1. Спроси, как дела и ответь.

How are you

?

I am great.

# Read.





**Good morning!**

**Good morning!**

**Hello, and how are you?**

**Early in the morning**

**I say 'Good morning'**


**Hello, and how are you?**



In the morning  
I clap my hands

In the morning  
I do my dance





In the morning

I shout 'Hurray!'

This is going to be

a wonderful day



[https://www.youtube.com/watch?v=Cul\\_p7a9VGs](https://www.youtube.com/watch?v=Cul_p7a9VGs)

The Singing Walrus  
presents

Good Morning Song



# Hello, December!



# Hello, winter!



# The snow is...



white

# The sky is...



Grey

# The trees are...



Black

Say hello to Fizz's family



Find and say.

Mum



brother



friend



sister


friend



Dad



## 2 Draw and say.






# Let's count



## 2 Draw and say.



There are three, four, five, six people in my family.

## 2. Find: five, four, three, two, one


There are two peas. There is one lemon. There are three beans. There is one pepper. There are four carrots. There is one melon. There are five bananas.

I am hungry. Let's go  
to grandpa's shop.







## ● GRANDPA'S SHOP ●







1 Write the word.


1



peas

carrots peas

2



beans

beans bananas

3



carrots

peppers carrots

4



grapes

grapes apples

5



peppers

melons peppers

6



bananas


apples bananas



Look at the screen.



# Remember



**It** – для единственного числа.

**It is** ... - это

**They** (они) – для  
множественного числа

**They are** ... - это

It is a banana – это банан  
they are bananas – это  
бананы.




It is a carrot – это морковка  
they are carrots – это  
морковки.



It is a pepper – это перец  
they are peppers – это  
перцы.




It is a bean – это фасоль  
they are beans – это  
фасолины.





It is a melon – это дыня  
they are melons – это дыни.





**1 Read. Colour the picture.**


Look at Grandpa's shop.

There is one big melon. It is green.

There are eight yellow lemons.

There is one carrot. It is long and thin. It is orange.

There are six red apples. There are ten yellow bananas.



## 2 Answer the questions.

- 1 What colour is the melon?
- 2 How many lemons are there?
- 3 Is there one carrot?
- 4 What colour is the carrot?
- 5 How many apples are there?

The melon is green.


There are eight lemons.

Yes, there is one carrot.

The carrot is orange.

There are six apples.

**Даем полные ответы!**  
**3.write.**




6. What is long and thin?

The carrot is long and thin.

7. What is round?

The melon is round. The apples are round.



# Speak quietly!



# Don't shout!






4. Самостоятельная работа. Опиши предмет, используй правильно слова.


**Orange, yellow, green, long, round, thin.**

- 1) What is it? It is long. It is yellow. It is a **banana**.
- 2) What is it? It is round. It is green. It is a **melon**.
- 3) What is it? It is thin. It is orange. It is a **carrot**.


# Listen and repeat






2  Listen and say.

3 Now you!

4  Listen and say.



Red and yellow, green and blue,  
Orange, pink and purple, too.  
Rainbow lollipops,  
Lolli, lolli, lollipops.  
Rainbow lollipops,  
Just for you!



Grammar in conversation: *Is there one sweet? Are there two sweets?* Unit 5

# Homework



Грамматический тренажер стр. 23 упр. 8, упр. 9.

18 декабря будем писать поздравительную открытку. Надо сделать заготовку открытки.

Сложить плотную бумагу формата А4 пополам. Внутри мы будем писать. Оставить белый фон, а снаружи украсить по новогоднему. Нарисовать или приклеить наклейки.

18 декабря будем писать контрольную работу.

25 декабря последний урок – Новогодняя тематика.