

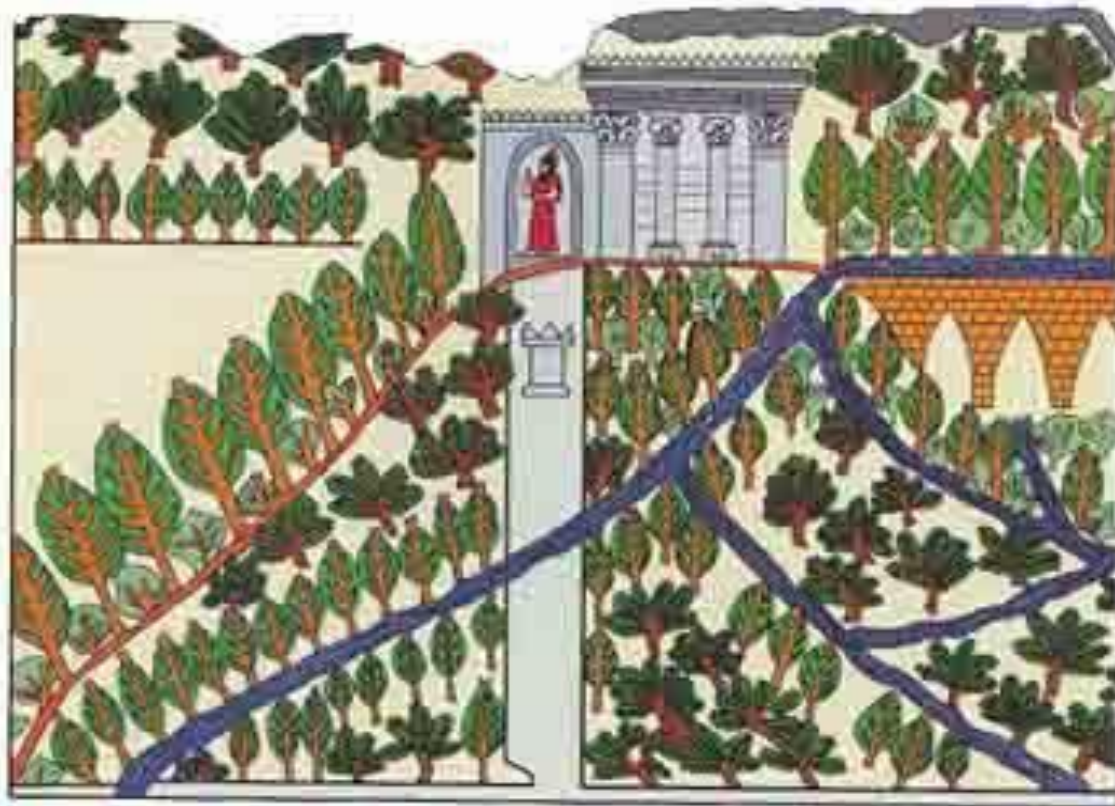
Eilat Mazar has only uncovered a small portion of the Solomonic Complex. An inner gatehouse for access into the royal quarter of the city, a royal structure adjacent to the gatehouse, and a corner tower that overlooks a substantial section of the adjacent Kidron Valley and a large section of Solomon's city wall.




“The city wall that has been uncovered testifies to a ruling presence. Its strength and form of construction indicate a high level of engineering,” Mazar said. The city wall is at the eastern end of the Ophel area in a high, strategic location atop the western slope of the Kidron Valley




Сады Саргона



Сады Саргона



Сады Саргона



Божество с маком (Саргон 2)



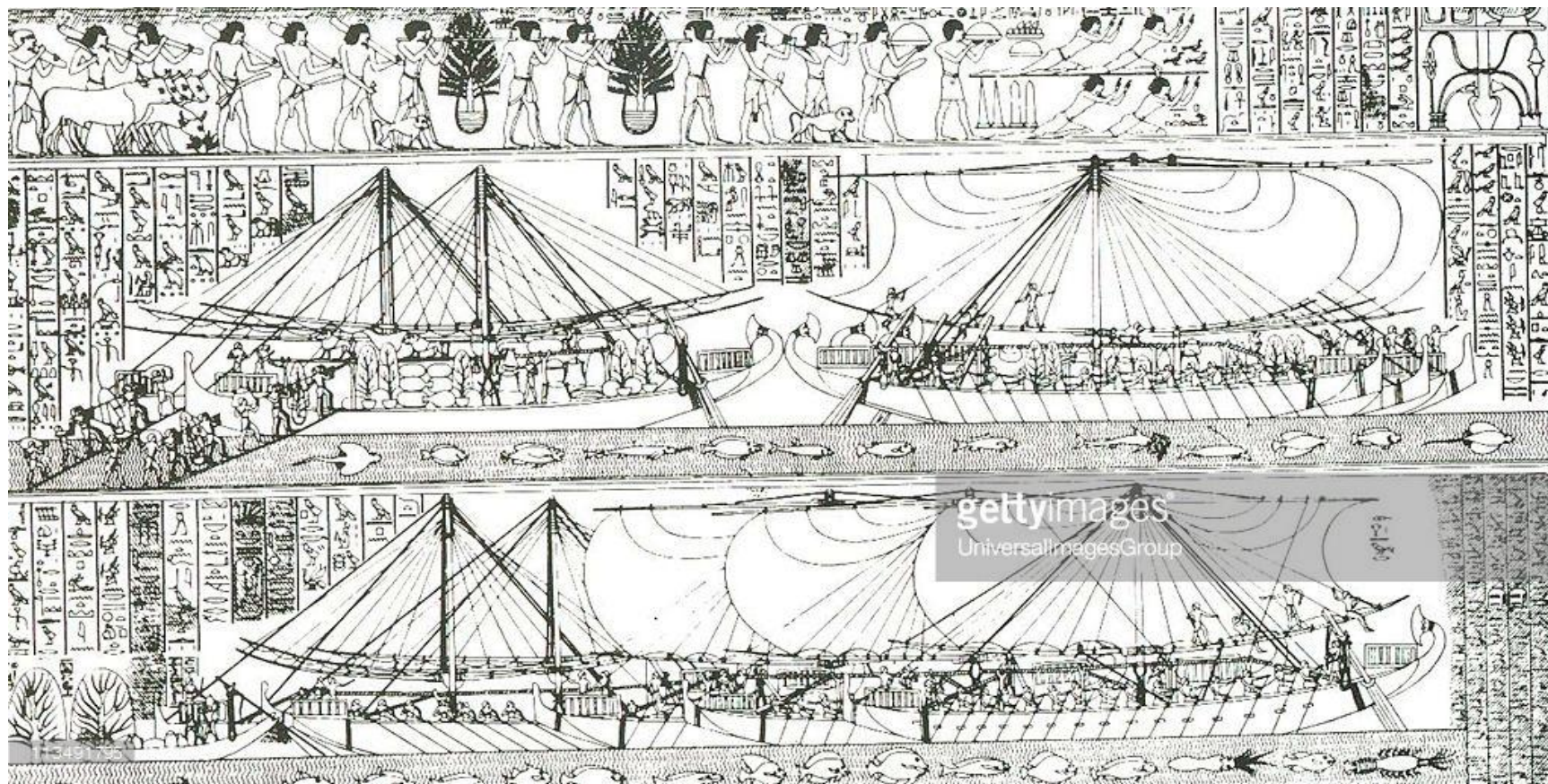
Божество с деревом жизни



Сады Небамуна




Экспедиция в Пунт



Несут деревья



Сады Ниневии



Сады Ниневии



Трон Ашшура



Храм в Айн Дара (северная Сирия)



Айн Дара

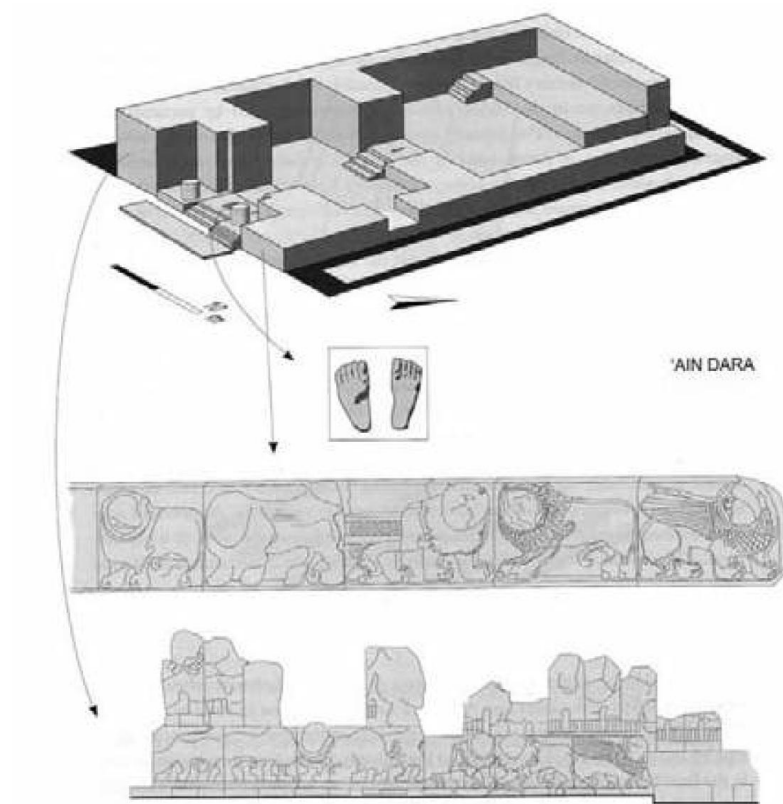


Fig. 5.3. The temple at 'Ain Dara in northwestern Syria (type 6) with a broad porch with two columns, a vestibule, an outer sanctuary, and an inner sanctuary. Note the raised entrance to each area of the temple, the abundant decoration, and especially the oversized footprints. From Wightman, *Sacred Spaces*, fig. 3.20.