

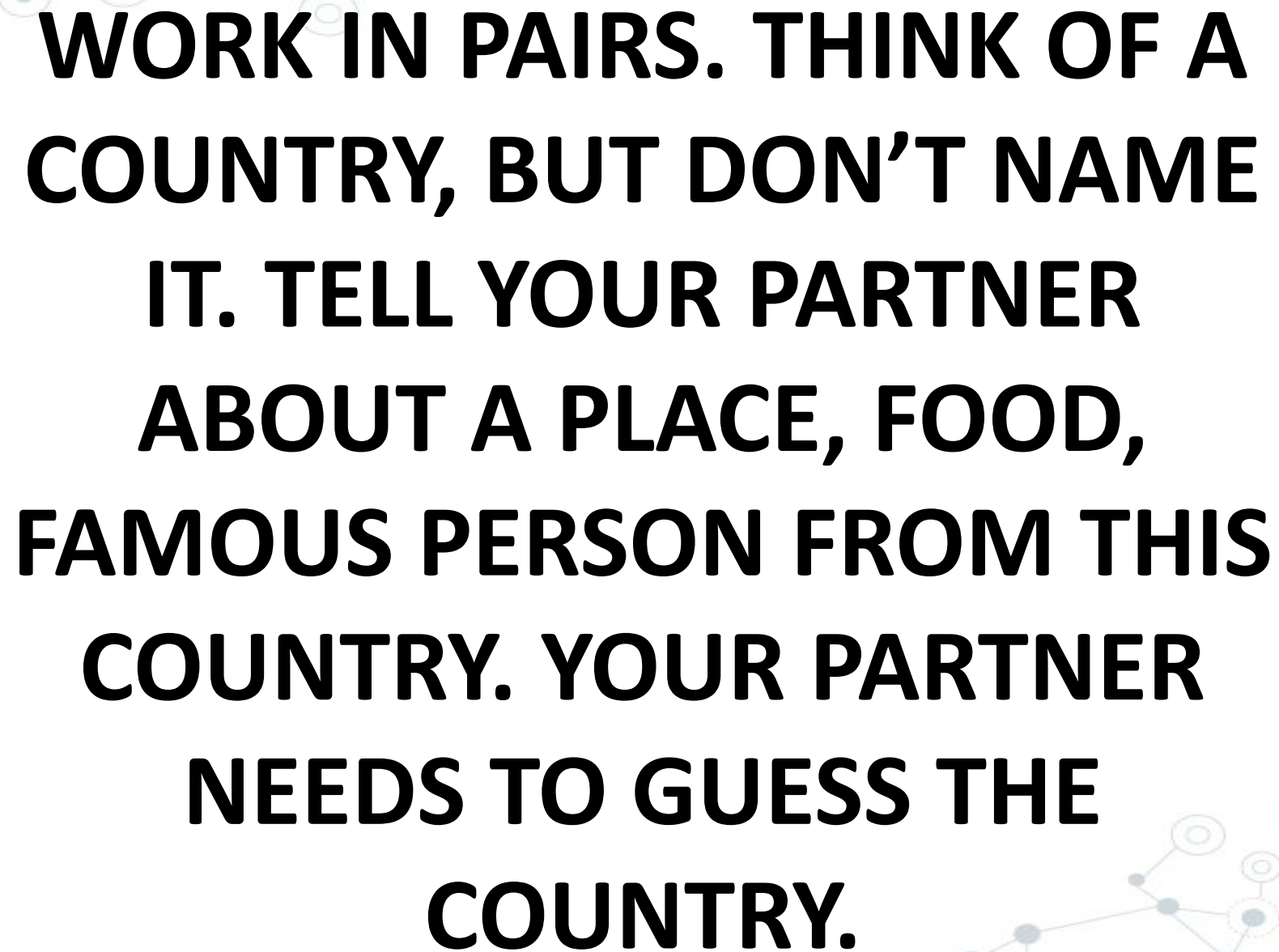


# STREAMLINE ONLINE

ELEMENTARY

UNIT 1 WELCOME

1.2. TRAVEL LIGHT

A decorative background featuring a network diagram with nodes and connecting lines, primarily visible on the left and right sides of the page. The nodes are represented by small circles, some solid and some hollow, connected by thin lines.

**WORK IN PAIRS. THINK OF A  
COUNTRY, BUT DON'T NAME  
IT. TELL YOUR PARTNER  
ABOUT A PLACE, FOOD,  
FAMOUS PERSON FROM THIS  
COUNTRY. YOUR PARTNER  
NEEDS TO GUESS THE  
COUNTRY.**



# LESSON PLAN

- Learn what we take on a plane
- Learn the difference between *my* and *mine*
  - Learn *this* and *that*

Task 1. WORK IN PAIRS. ASK YOUR PARTNER IF HE/SHE HAS A LOT OF THINGS IN HIS/HER BAG.





# CAMERA



[ 'kæm(ə)rə ]

# MOBILE (PHONE)



[ 'məʊbaɪl 'fəʊn ]



**KEY**



**[ki:]**

**ONE KEY – TWO KEYS**

# DIARY



a book for writing about every day  
['daɪəri]

TO KEEP A DIARY [ki:p]



# PASSPORT



[ 'pɑːspɔːt]

# TICKET



A piece of paper which shows that you have paid to enter a cinema, travel on a bus, plane

[ ' tɪkɪt ]



# NEWSPAPER



[ 'nju:s , peɪpə ]



# MAGAZINE



[,mægə'zi:n]

# CREDIT CARD



[ 'kredit 'kɑ:d ]

# MP3 PLAYER



[empi: 'θri: 'pleɪə]



# EARPHONES



[ 'Iəfəʊnz ]

# HEADPHONES



[ 'hedfəʊnz ]

# A TOOTHBRUSH



[ 'tu:θbrʌʃ ]



# A SWEATER



[ 'swetə ]

# SUNGLASSES



[ 'sʌn ,glɑ:sɪz ]

~~SUNGLASS~~ – WRONG!



# A WATCH



A small clock for wearing on hand

[wɒtʃ]

One watch – two watches [ˈwɒtʃɪz]



# A PURSE



Small bag for money  
[p3:s]

# A WALLET



Small case for money, credit cards, etc.

[ 'wɒlɪt ]

# A LAPTOP



[ 'læptɒp ]



# A NOTEBOOK



A small book for making notes  
['nəʊtbʊk]

# SHAMPOO



[ʃæm 'pu:]

Task 2. PAGE 10, EXERCISE 1A. WORK IN PAIRS. LOOK AT THE PICTURE. MATCH THE WORDS IN THE BOX WITH OBJECTS A-P IN THE PICTURE. WHICH WORD ISN'T IN THE PICTURE?

a camera J a mobile (phone) keys a diary  
a passport a magazine a credit card  
an MP3 player and earphones a newspaper  
a toothbrush a sweater sunglasses a watch  
a purse a ticket a laptop shampoo





Task 3. PAGE 10, EXERCISE 1D. WORK IN GROUPS.  
WHAT FIVE THINGS ARE ALWAYS IN YOUR BAGS?



**Task 4. PAGE 10, EXERCISE 2A. WORK IN PAIRS. LOOK AT THE PICTURE AND DISCUSS: WHAT THINGS ARE ALWAYS IN YOUR CARRY-ON BAG ON A PLANE?**

**Example: A. *I think a laptop is important.***

**B. *Me too, I put a laptop in my bag when I'm on a plane.***

**A. *I think sunglasses are important in carry-on bag.***

**B. *I don't agree. I put sunglasses in my pocket on a plane.***

# TOOTHPASTE



[ 'tu:θpeɪst]



# COIN



Money made of metal (gold, silver)

[kɔɪn]

One coin – two coins


# ADAPTOR



used to connect two or more  
electronic devices

[ə'dæptə]

# CHARGER



A device that is used to make the (phone)  
battery work again

[ ' tʃɑ:dʒə ]



# Task 6. PAGE 10, EXERCISE 2B. READ THE TEXT. CIRCLE THE CORRECT NUMBER. CHECK IN PAIRS.

## NOTE: ONLY THINGS IN THE BAG COUNT.

Take 9 / 10 / 11 / 12 things in your carry-on bag.

### Electrical Things

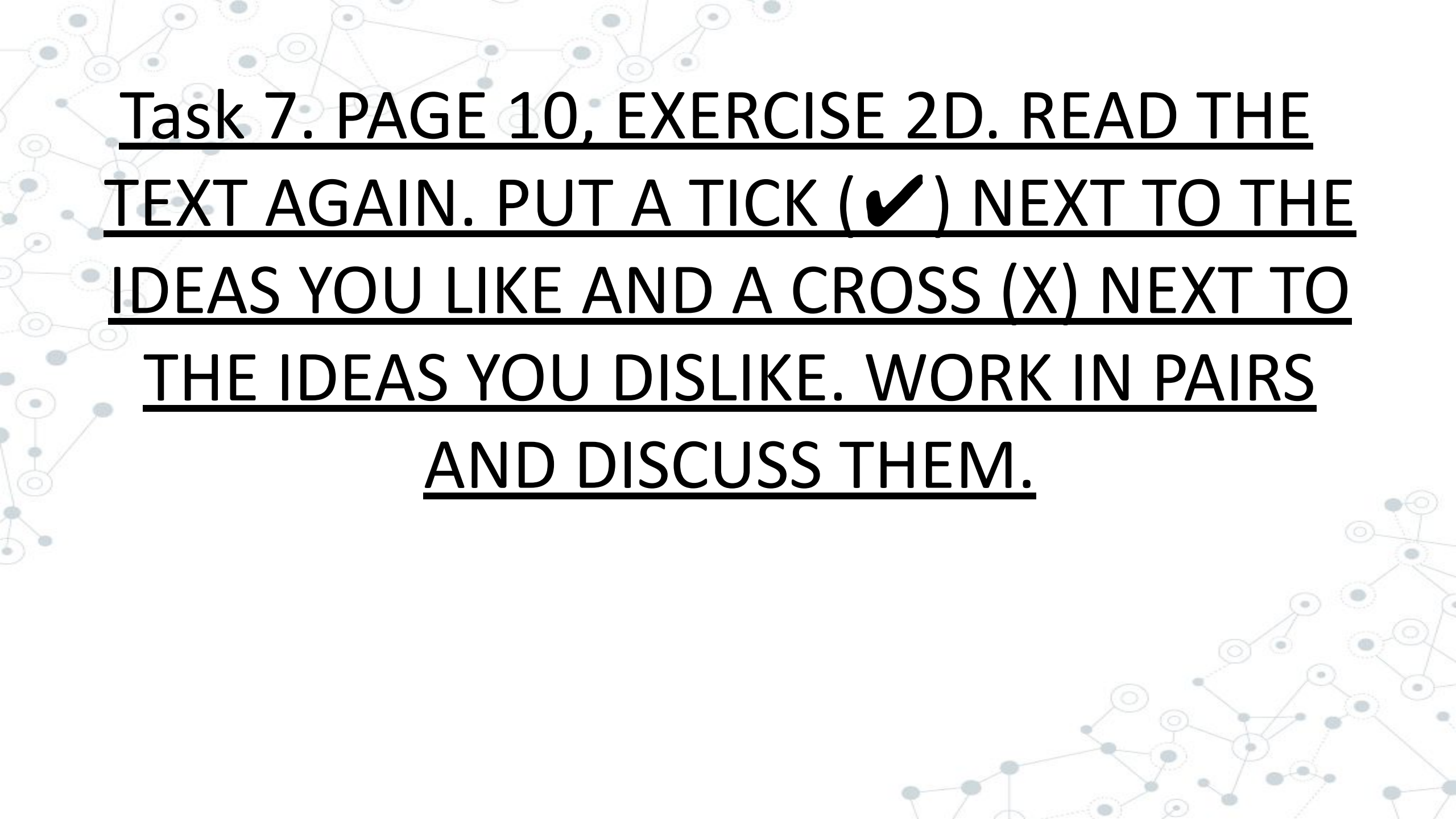
- **MP3 PLAYER** good for music and audiobooks - put it in your bag.
- **MOBILE PHONE** put it in your pocket, but take the charger in your bag.
- **CAMERA** is your mobile a camera too? Then leave your camera at home.
- **EARPHONES** good for watching DVDs on your laptop. Put them with your mobile phone.
- **LAPTOP** in your bag, with an adaptor, of course.

### Practical Things

- **DIARY** with all your important travel and contact information. Put it in your bag.
- **KEYS** put them in the bag so they're easy to find.
- **PASSPORT AND TICKET** these are important so have them in a pocket on your bag.
- **PURSE** coins are a problem at security. Put them in a purse in your bag - yes, men too.

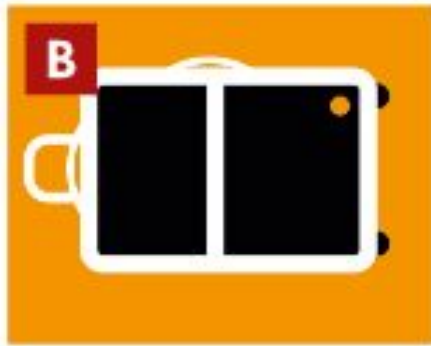
### Other Things

- **MAGAZINES AND NEWSPAPERS** leave them at home; they're free on the plane.
- **SHAMPOO** most hotels have shampoo or buy it in town.
- **SUNGLASSES** go in your pocket or on your head, not in the bag!
- **SWEATER** wear it. It's good for the plane if it's cold.
- **TOOTHBRUSH AND TOOTHPASTE** max 100 ml in your carry-on bag.



Task 7. PAGE 10, EXERCISE 2D. READ THE  
TEXT AGAIN. PUT A TICK (✓) NEXT TO THE  
IDEAS YOU LIKE AND A CROSS (X) NEXT TO  
THE IDEAS YOU DISLIKE. WORK IN PAIRS  
AND DISCUSS THEM.


Task 8. P.11, Ex.3A. LISTEN TO THREE  
DIALOGUES. WHERE ARE THE PEOPLE?  
WRITE THE NUMBER OF THE DIALOGUE  
UNDER THE PICTURES.





# Singular

/ðɪs/



This is an apple.


/ðæt/



That is an apple.


# Plural

/ði:z/



These are apples.

/ðəz/



Those are apples.



# WHAT IS BETTER?

1. THIS IS A BAG OF MY FRIEND.

2. THIS IS MY FRIEND'S BAG.

This is Chris's (is) mobile phone

BUT! These are teachers' pens.

A background network diagram consisting of interconnected nodes and lines, with some nodes highlighted in blue. The nodes are arranged in a complex, branching structure, resembling a molecular or biological network.

# WHAT'S THE DIFFERENCE?

**THIS IS MY BAG. THIS BAG IS MINE.**



# Possessives

**I** → **my** → **mine**  
That is my apple. The apple is mine.



**you** → **your** → **yours**  
These are your flowers. The flowers are yours.



**he** → **his** → **his**  
Jacques is his dog. The dog is his.



**she** → **her** → **hers**  
That box is her present. The present is hers.



**it** → **its** → **(its)**  
The cat is sitting on its treehouse.



\*NOTE: "its" not common as possessive pronoun\*

**we** → **our** → **ours**  
This is our house. The house is ours.



**they** → **their** → **theirs**  
That is their house. The house is theirs.

# Task 9. P.11, Ex.3B. UNDERLINE THE CORRECT VARIANT IN THE DIALOGUE. CHECK IN PAIRS.

1 **S:** Is <sup>1</sup>*this/these* your bag?

**W:** Yes, it is.

**S:** Could you open it, please?

**W:** What's the problem?

**S:** <sup>2</sup>*This/Those* is the problem.

**W:** <sup>3</sup>*These/That's* my shampoo.

2 **S:** What's <sup>4</sup>*that/those* in your pocket?

**M:** Ah, sorry, <sup>5</sup>*these/those* are my keys.

**S:** OK, go ahead.

3 **M:** Excuse me, <sup>6</sup>*that's/those are* my <sup>7</sup>*friend/friend's* bags. Can I ...?

**W:** Sorry, <sup>8</sup>*this is/that's* my bag. The black one. In your hand.

**M:** No, <sup>9</sup>*this/these* is my <sup>10</sup>*friend's/friend*.

**W:** Look, my name's on it. It's <sup>11</sup>*my/mine*.

**M:** Oh, sorry, you're right. It's <sup>12</sup>*your/yours*.

# Task 10. P.11, Ex.5A. WORK IN PAIRS. CORRECT THE MISTAKES.

- 1 That's the bag of my friend. ✗  
That's my friend's bag. ✓
- 2 This is the mobile of John. ✗  
This is \_\_\_\_\_ mobile. ✓
- 3 That's mine bag. ✗ That's \_\_\_\_\_ bag. ✓
- 4 It's my. ✗ It's \_\_\_\_\_ ✓
- 5 They're yours bags. ✗ They're \_\_\_\_\_ bags. ✓
- 6 They're your. ✗ They're \_\_\_\_\_ ✓
- 7 This bag is Sally. ✗ This bag is \_\_\_\_\_ ✓



# Task 11. WORK IN GROUPS. TRY TO GUESS ALL THE OBJECTS IN THE PICTURE.

- What's this?
- I think it's a laptop.
- What are these?
- I think they are glasses.





A decorative background featuring a network diagram with interconnected nodes and lines, primarily in shades of blue and grey, positioned in the top-left and bottom-right corners.

# **HOMEWORK**

**MyEnglishLab – Unit 1.2 (the  
instructions will be around 10 PM)  
Quizlet (link will be later)**